



Hematology Program (BC90A/BC90B/BC90C/BC90D)

Cycle 14: April 2019 – March 2020

Sample No: 10 Sample Date: 13 Jan 20



Exceptions

Analyte	Instrument	Result	Unit	Z-score	Comparator
Hematocrit	Sysmex XP-100	16.8	%	0.31	Peer
Hemoglobin, Total	Sysmex XP-100	5.6	g/dL	-0.60	Peer
MCH	Sysmex XP-100	26.3	pg/cell	-0.56	Peer
MCHC	Sysmex XP-100	33.3	g/dL	-0.67	Peer
MCV	Sysmex XP-100	78.9	fL (cubic μ m)	0.29	Peer
MPV	Sysmex XP-100	8.6	fL (cubic μ m)	-1.55	Peer
Platelets	Sysmex XP-100	58	G/L (1E+9/L)	2.15	Peer
RDW	Sysmex XP-100	14	%	1.61	Peer
RDW-SD	Sysmex XP-100	43.6	fL (cubic μ m)	1.39	Peer
Red Blood Cells	Sysmex XP-100	2.1	T/L (1E+12/L)	-0.69	Peer
WBC	Sysmex XP-100	3.1	G/L (1E+9/L)	2.19	Peer

Legend: No Warnings Missing Result Late Results $2.0 \leq |Z\text{-score}| < 3.0$ $|Z\text{-score}| \geq 3.0$ * Amended Result (per participant's request)

EQAS News

IMPORTANT: Place your order for the next cycle now by contacting your Bio-Rad Representative.



Bio-Rad Laboratories is accredited to ISO/IEC 17043:2010. Refer to the User Guide for additional information on the EQAS Program, EQAS reports, their interpretation, statistics, and contact details.

Customer Information

Lab: 754498

**Attn: PRATHAP
LEADS HEALTH CARE
HEMATOLOGY
3/38 DHARMAPALN BUILDING, KAINATTY
NEAR GOVERNMENT HOSPITAL, KALPETTA NORTH
WAYANAD KERALA 673122
INDIA**

**Lab 754498**

LEADS HEALTH CARE
3/38 DHARMAPALN BUILDING, KAINATTY
NEAR GOVERNMENT HOSPITAL, KALPETTA NORTH
WAYANAD KERALA 673122
INDIA

**Configuration Report
Hematology Program****Cycle 14**

Apr 2019 – Mar 2020
Sample No: 10
Sample Date: 13 Jan 20
Lot No: 261300

**Selected Options:**

Data Input: Online
Report Receipt: QCNet
Subgroup Number: None

Instrument

2229 – Sysmex XP-100

Analyte	Method	Reagent	Unit
297 HCT	103 Calculated	0006 Dedicated Reagent	93 %
296 HGB	004 Colorimetric	0006 Dedicated Reagent	15 g/dL
351 MCH	103 Calculated	0006 Dedicated Reagent	24 pg/cell
352 MCHC	103 Calculated	0006 Dedicated Reagent	15 g/dL
307 MCV	094 Electrical impedance	0006 Dedicated Reagent	23 fL (cubic μ m)
363 MPV	103 Calculated	0006 Dedicated Reagent	23 fL (cubic μ m)
356 PLT	094 Electrical impedance	0006 Dedicated Reagent	43 G/L (1E+9/L)
295 RBC	094 Electrical impedance	0006 Dedicated Reagent	42 T/L (1E+12/L)
355 RDW	103 Calculated	0006 Dedicated Reagent	93 %
1351 RDW-SD	103 Calculated	0006 Dedicated Reagent	23 fL (cubic μ m)
294 WBC	094 Electrical impedance	0006 Dedicated Reagent	43 G/L (1E+9/L)



Lab 754498

LEADS HEALTH CARE
3/38 DHARMAPALN BUILDING, KAINATTY
NEAR GOVERNMENT HOSPITAL, KALPETTA NORTH
WAYANAD KERALA 673122
INDIA

Sample Summary Report
Hematology Program

Cycle 14

Apr 2019 – Mar 2020
Sample No: 10
Sample Date: 13 Jan 20
Lot No: 261300



Instrument: Sysmex XP-100

Analyte	Unit	Result	Mean	Z-score	RMZ	Comparator
Hematocrit	%	16.8	16.7	0.31	0.81	Peer
Hemoglobin, Total	g/dL	5.6	5.68	-0.60	-0.06	Peer
MCH	pg/cell	26.3	26.7	-0.56	-1.12	Peer
MCHC	g/dL	33.3	34.0	-0.67	-0.59	Peer
MCV	fL (cubic µm)	78.9	78.4	0.29	-0.39	Peer
MPV	fL (cubic µm)	8.6	9.46	-1.55	-9.11	Peer
Platelets	G/L (1E+9/L)	58	49.3	2.15	2.61	Peer
RDW	%	14	13.5	1.61	17.0	Peer
RDW-SD	fL (cubic µm)	43.6	42.1	1.39	17.9	Peer
Red Blood Cells	T/L (1E+12/L)	2.1	2.12	-0.69	1.89	Peer
WBC	G/L (1E+9/L)	3.1	2.79	2.19	0.18	Peer

Legend: No Warnings Missing Result Late Results 2.0 ≤ |Z-score| < 3.0 |Z-score| ≥ 3.0
 * Amended Result (per participant's request) †† Non-robust determination of Mean and SD

Problem Classification: _____

Corrective Action: _____

Reviewed by: _____

Date: _____



Lab 754498

LEADS HEALTH CARE
3/38 DHARMAPALN BUILDING, KAINATTY
NEAR GOVERNMENT HOSPITAL, KALPETTA NORTH
WAYANAD KERALA 673122
INDIA

Hematocrit Report Hematology Program

Cycle 14

Apr 2019 – Mar 2020
Sample No: 10
Sample Date: 13 Jan 20
Lot No: 261300



Sysmex XP-100

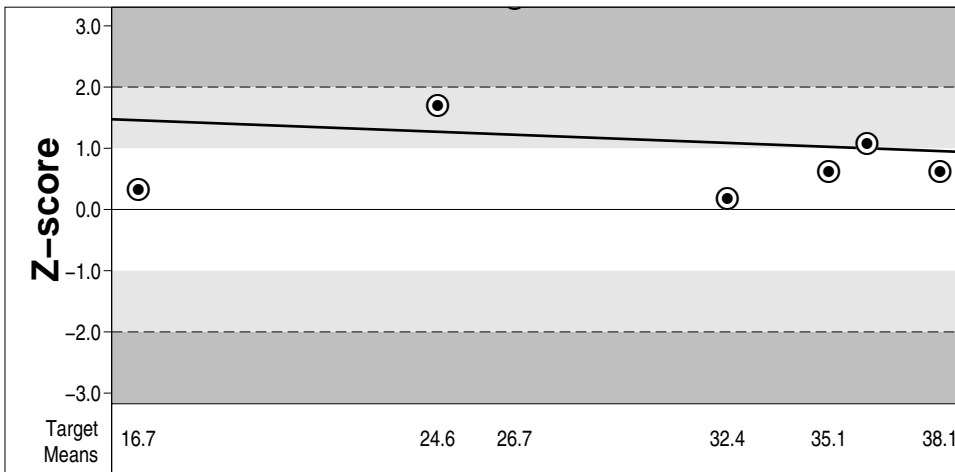
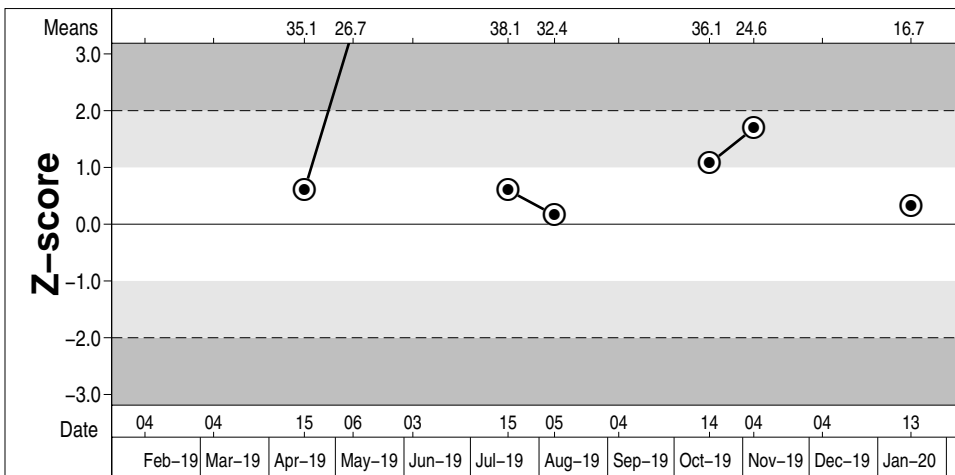
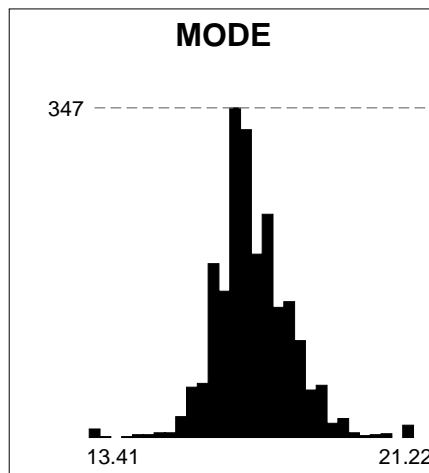
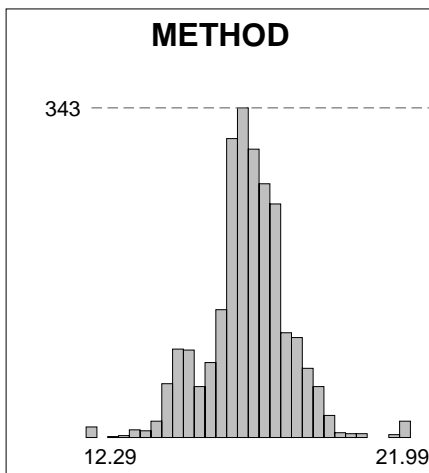
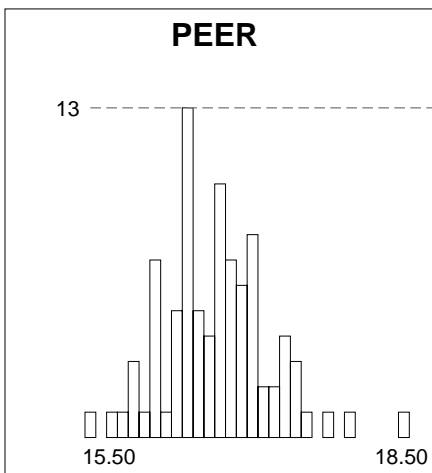
Your Result
16.8 %

- ◆ Your Mode
- Your Method
- Your Peer

Comparative Statistics

Your Deviation

	N	Mean	SD	CV	U ¹	Z-score	RMZ	%
Your Mode	2144	17.3	0.781	4.51	0.042	-0.66	-0.90	-2.97
Your Method	2404	17.1	0.970	5.66	0.049	-0.35	-0.51	-1.99
Your Peer	88	16.7	0.458	2.75	0.122	0.31	0.81	0.849



	N	Mean	CV	U ¹
Sysmex XN 1000/2000/3000/9000 Calculated Dedicated Reagent	329	17.0	2.41	0.057
Siemens ADVIA 120/2120/2120i Calculated Dedicated Reagent	168	15.1	2.77	0.081
Sysmex XN-L Series Calculated Dedicated Reagent	162	17.1	1.81	0.061
Beckman Coulter UniCel DxH Series Calculated Dedicated Reagent	121	17.4	1.71	0.068
Abbott CELL-DYN Ruby Calculated Dedicated Reagent	116	15.1	3.05	0.107
Sysmex KX-21 Calculated Dedicated Reagent	114	16.8	2.74	0.108
Sysmex XS Series Calculated Dedicated Reagent	112	17.7	2.57	0.107
Mindray BC-20/20s/30/30s (BeneSpher... Calculated Dedicated Reagent	89	17.6	2.77	0.129
Sysmex XT Series Calculated Dedicated Reagent	88	17.9	2.33	0.111

Hematocrit 14 : 10
CYCLE SAMPLE



Lab 754498

LEADS HEALTH CARE
3/38 DHARMAPALN BUILDING, KAINATTY
NEAR GOVERNMENT HOSPITAL, KALPETTA NORTH
WAYANAD KERALA 673122
INDIA

Hemoglobin, Total Report Hematology Program

Cycle 14

Apr 2019 – Mar 2020
Sample No: 10
Sample Date: 13 Jan 20
Lot No: 261300



Sysmex XP-100

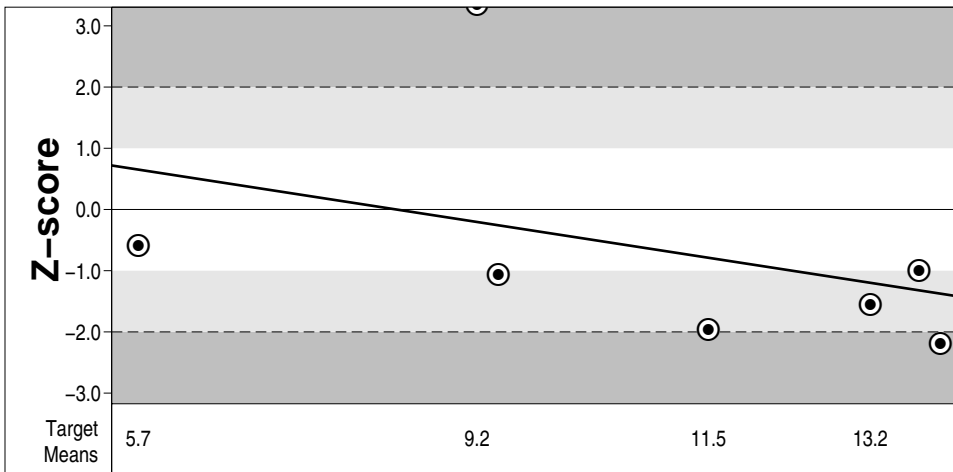
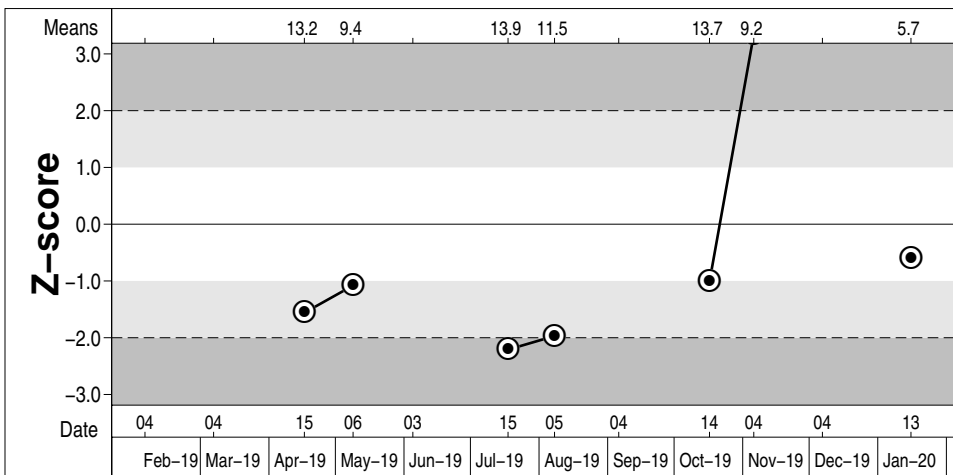
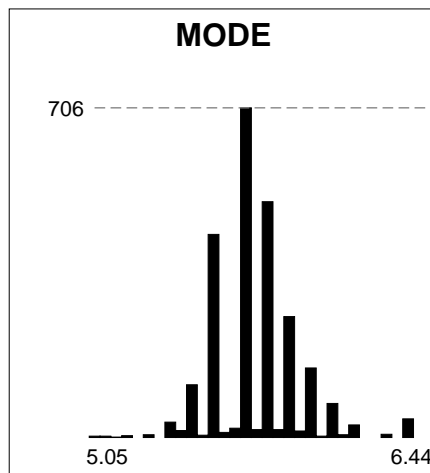
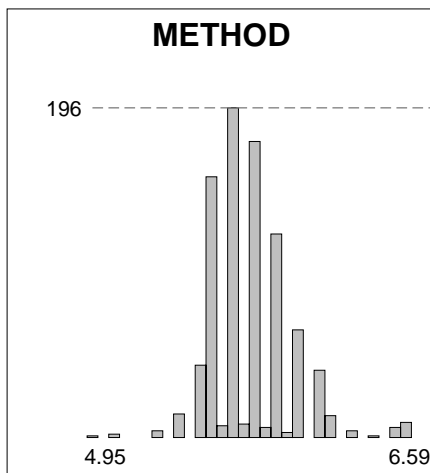
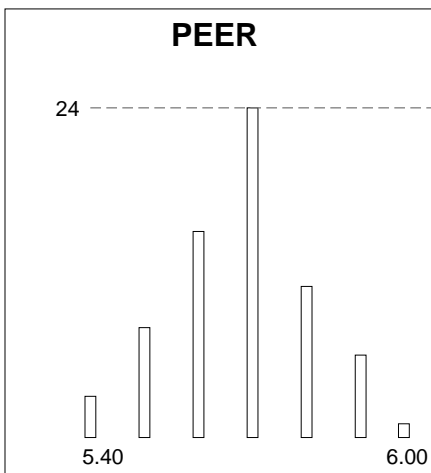
Your Result
5.6 g/dL

- ◆ Your Mode
- Your Method
- Your Peer

Comparative Statistics

	N	Mean	SD	CV	U ¹	Z-score	RMZ	%
Your Mode	2472	5.74	0.139	2.42	0.007	-1.02	-0.38	-2.46
Your Method	873	5.77	0.164	2.83	0.014	-1.05	-0.42	-2.97
Your Peer	68	5.68	0.133	2.35	0.040	-0.60	-0.06	-1.40

Your Deviation



Hemoglobin, Total 14 : 10
CYCLE SAMPLE



Lab 754498

LEADS HEALTH CARE
3/38 DHARMAPALN BUILDING, KAINATTY
NEAR GOVERNMENT HOSPITAL, KALPETTA NORTH
WAYANAD KERALA 673122
INDIA

MCH Report
Hematology Program

Cycle 14

Apr 2019 – Mar 2020
Sample No: 10
Sample Date: 13 Jan 20
Lot No: 261300



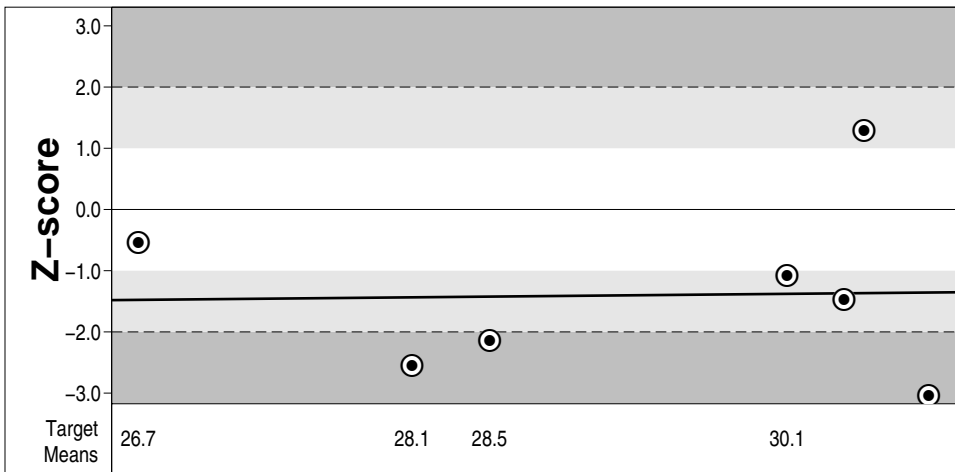
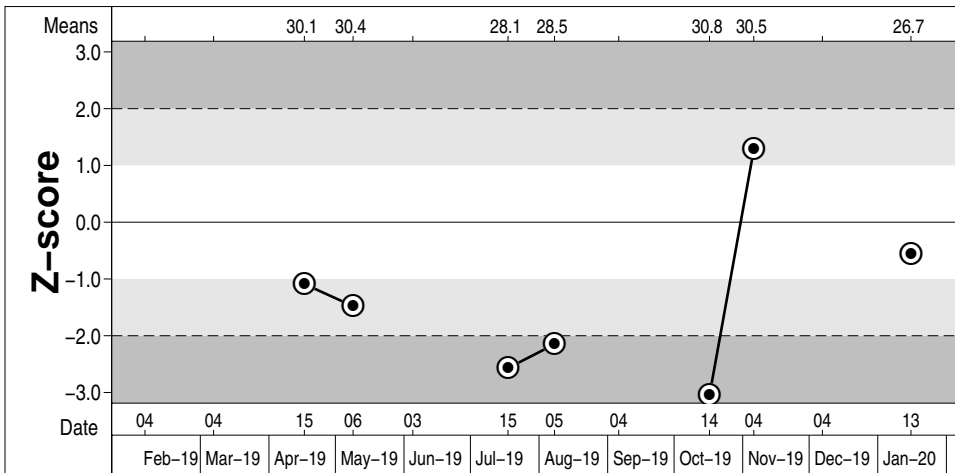
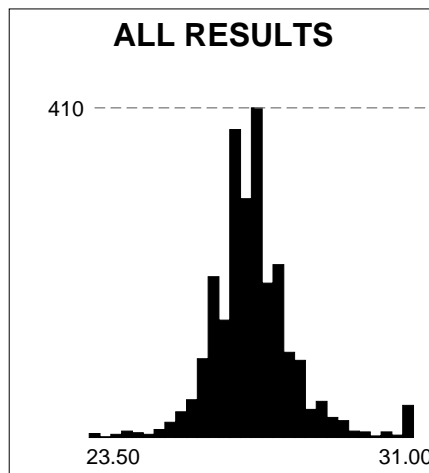
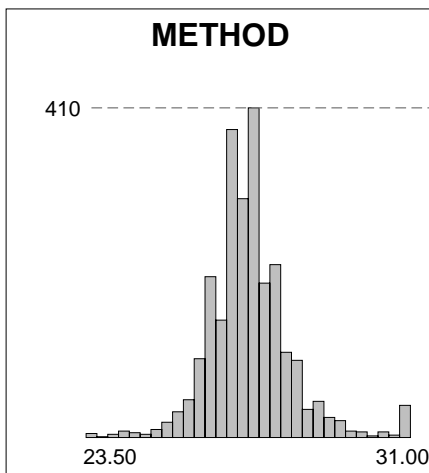
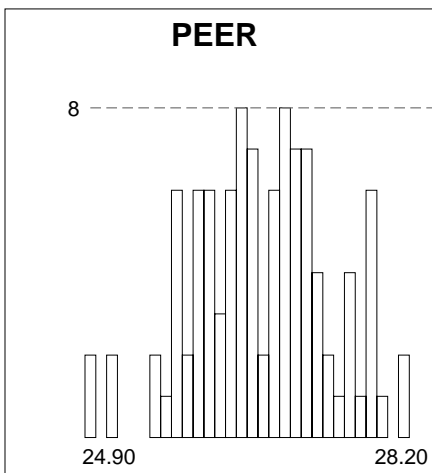
Sysmex XP-100

Your Result
26.3 pg/cell

Comparative Statistics

Your Deviation

	N	Mean	SD	CV	U ¹	Z-score	RMZ	%
◆ All Results	2472	27.3	0.751	2.76	0.038	-1.27	-1.16	-3.49
■ Your Method	2472	27.3	0.751	2.76	0.038	-1.27	-1.16	-3.49
● Your Peer	102	26.7	0.683	2.56	0.169	-0.56	-1.12	-1.45



	N	Mean	CV	U ¹
Sysmex XN 1000/2000/3000/9000 Calculated Dedicated Reagent	339	27.2	1.63	0.060
Siemens ADVIA 120/2120/2120i Calculated Dedicated Reagent	169	27.8	2.66	0.142
Sysmex XN-L Series Calculated Dedicated Reagent	161	27.2	1.41	0.076
Sysmex XS Series Calculated Dedicated Reagent	127	27.1	1.72	0.103
Sysmex KX-21 Calculated Dedicated Reagent	121	26.9	2.77	0.169
Beckman Coulter UniCel DxH Series Calculated Dedicated Reagent	118	27.6	1.66	0.105
Abbott CELL-DYN Ruby Calculated Dedicated Reagent	116	27.3	2.83	0.180
Sysmex XP-100 Calculated Dedicated Reagent	102	26.7	2.56	0.169
Mindray BC-20/20s/30/30s (BeneSpher... Calculated Dedicated Reagent	89	28.4	2.56	0.192

MCH 14 : 10
CYCLE SAMPLE



Lab 754498

LEADS HEALTH CARE
3/38 DHARMAPALN BUILDING, KAINATTY
NEAR GOVERNMENT HOSPITAL, KALPETTA NORTH
WAYANAD KERALA 673122
INDIA

MCHC Report
Hematology Program

Cycle 14

Apr 2019 – Mar 2020
Sample No: 10
Sample Date: 13 Jan 20
Lot No: 261300



Sysmex XP-100

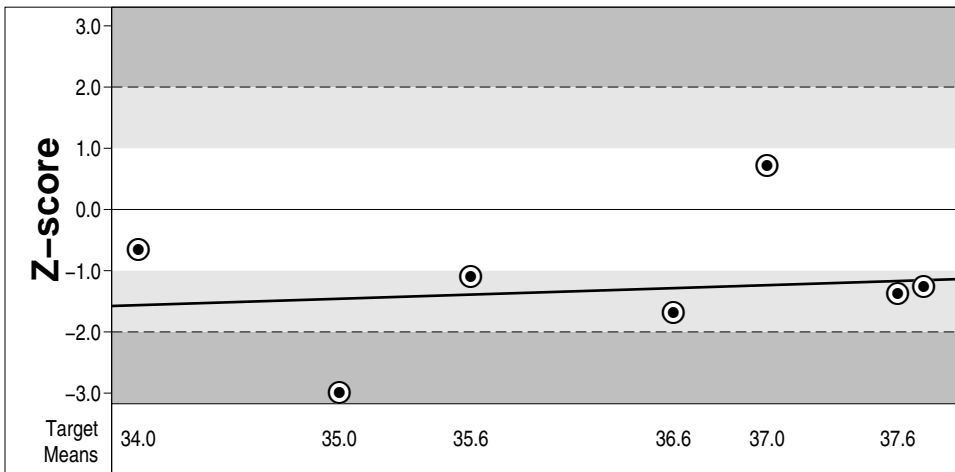
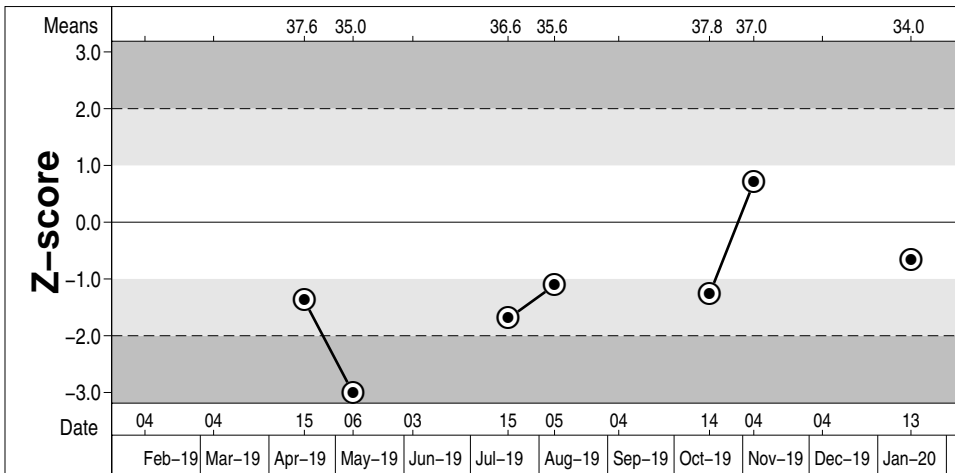
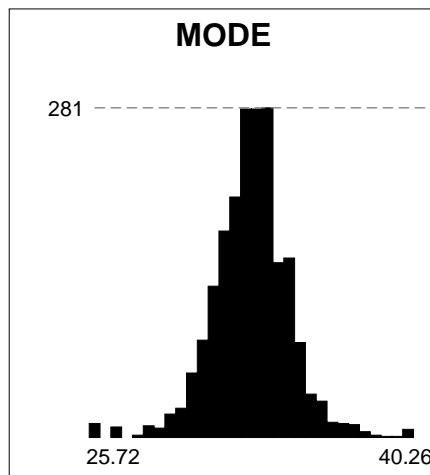
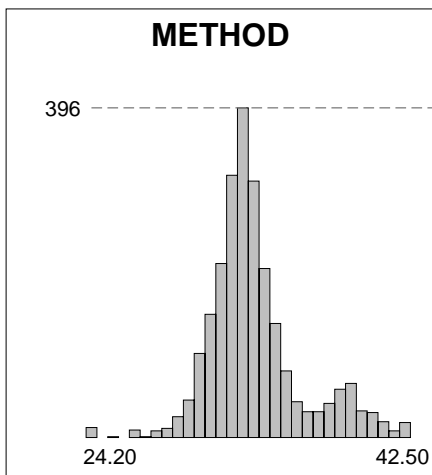
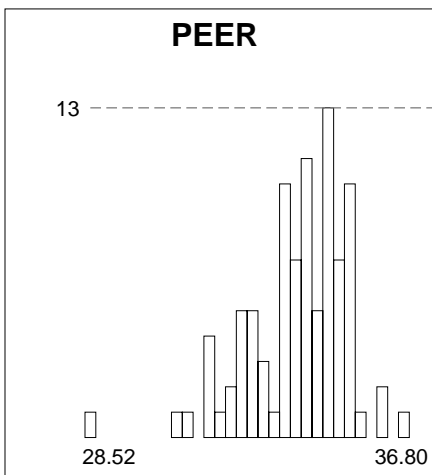
Your Result
33.3 g/dL

- ◆ Your Mode
- Your Method
- Your Peer

Comparative Statistics

Your Deviation

	N	Mean	SD	CV	U ¹	Z-score	RMZ	%
Your Mode	2078	33.0	1.45	4.41	0.080	0.21	1.00	0.946
Your Method	2385	33.3	1.83	5.49	0.094	-0.03	0.55	-0.148
Your Peer	91	34.0	1.11	3.25	0.290	-0.67	-0.59	-2.19



	N	Mean	CV	U ¹
Sysmex XN 1000/2000/3000/9000 Calculated Dedicated Reagent	326	33.4	2.29	0.106
Siemens ADVIA 120/2120/2120i Calculated Dedicated Reagent	170	39.3	3.00	0.226
Sysmex XN-L Series Calculated Dedicated Reagent	162	33.0	1.80	0.117
Sysmex XS Series Calculated Dedicated Reagent	126	31.9	2.73	0.194
Abbott CELL-DYN Ruby Calculated Dedicated Reagent	119	38.5	3.35	0.295
Beckman Coulter UniCel DxH Series Calculated Dedicated Reagent	119	32.8	1.93	0.145
Sysmex KX-21 Calculated Dedicated Reagent	109	34.2	3.09	0.253
Sysmex XP-100 Calculated Dedicated Reagent	91	34.0	3.25	0.290
Sysmex XT Series Calculated Dedicated Reagent	83	32.0	2.41	0.211

MCHC 14 : 10
CYCLE SAMPLE



Lab 754498

LEADS HEALTH CARE
3/38 DHARMAPALN BUILDING, KAINATTY
NEAR GOVERNMENT HOSPITAL, KALPETTA NORTH
WAYANAD KERALA 673122
INDIA

MCV Report
Hematology Program

Cycle 14

Apr 2019 – Mar 2020
Sample No: 10
Sample Date: 13 Jan 20
Lot No: 261300



Sysmex XP-100

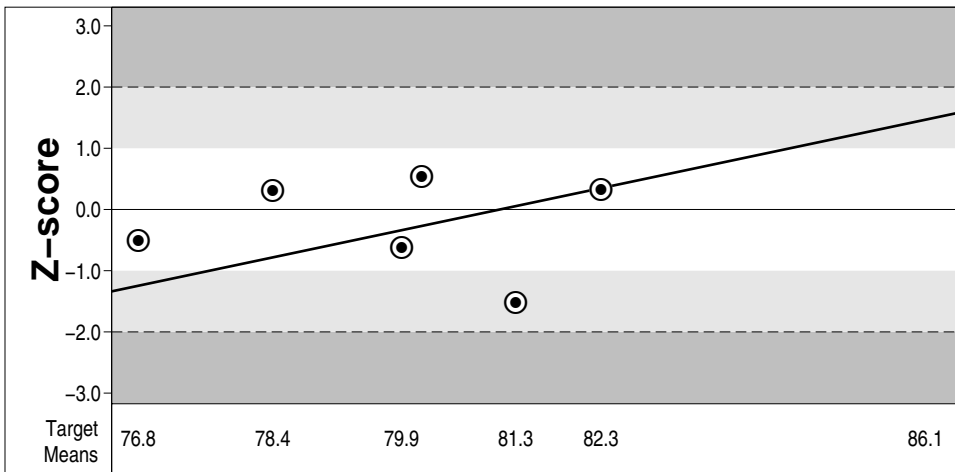
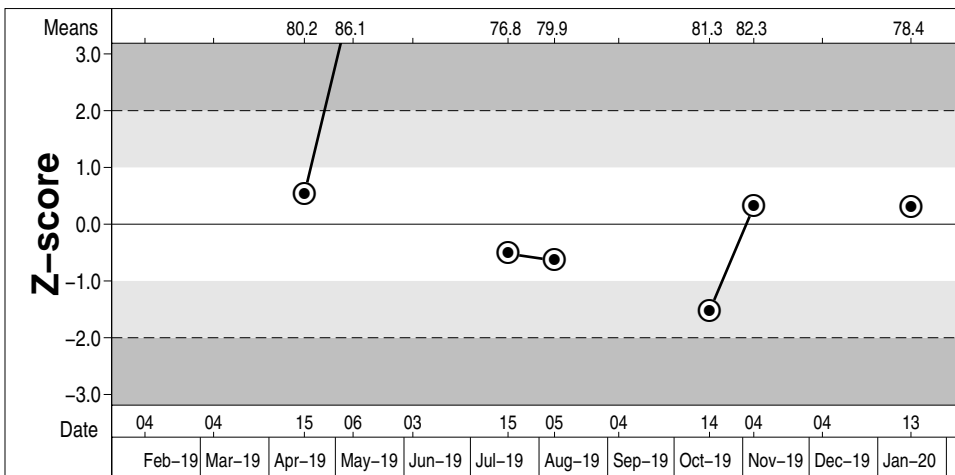
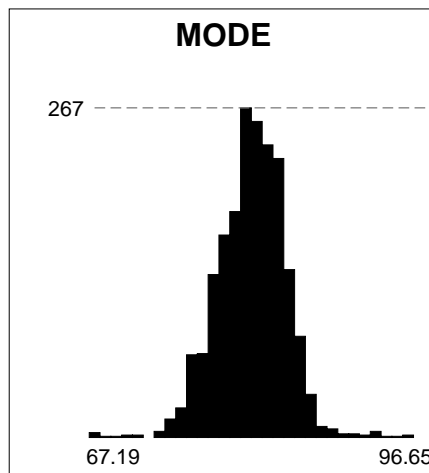
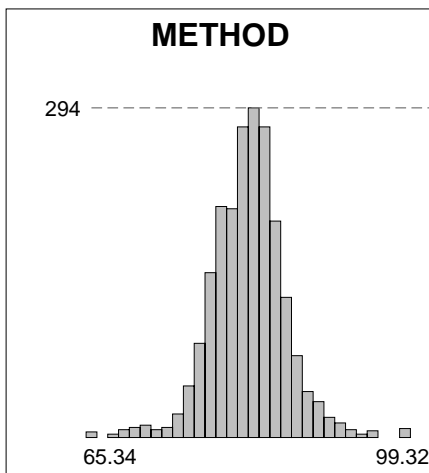
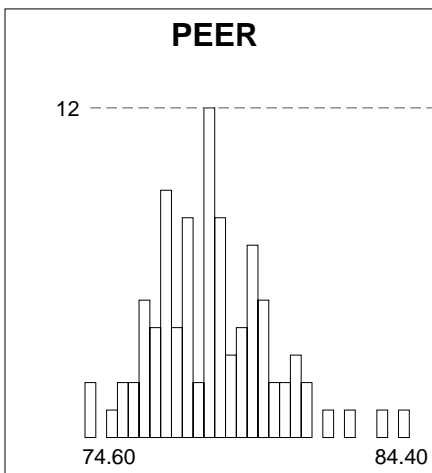
Your Result
78.9 fL (cubic μm)

- ◆ Your Mode
- ▣ Your Method
- ◎ Your Peer

Comparative Statistics

	N	Mean	SD	CV	U ¹	Z-score	RMZ	%
Your Mode	1940	81.9	2.95	3.60	0.167	-1.03	-1.55	-3.69
Your Method	2126	82.3	3.40	4.13	0.184	-1.01	-1.44	-4.17
Your Peer	91	78.4	1.72	2.19	0.450	0.29	-0.39	0.642

Your Deviation



	N	Mean	CV	U ¹
Sysmex XN 1000/2000/3000/9000 Electrical impedance Dedicated Reagent	318	81.3	1.87	0.213
Sysmex XN-L Series Electrical impedance Dedicated Reagent	162	82.4	1.43	0.231
Siemens ADVIA 120/2120/2120i Light scattering Dedicated Reagent	156	70.8	2.11	0.299
Sysmex KX-21 Electrical impedance Dedicated Reagent	118	78.6	1.79	0.324
Sysmex XS Series Electrical impedance Dedicated Reagent	116	85.0	2.14	0.421
Beckman Coulter UniCel DxH Series Electrical impedance Dedicated Reagent	116	84.1	0.886	0.173
Abbott CELL-DYN Ruby Light scattering Dedicated Reagent	99	70.8	2.42	0.431
Sysmex XP-100 Electrical impedance Dedicated Reagent	91	78.4	2.19	0.450
Mindray BC-20/20s/30/30s (BeneSpher... Electrical impedance Dedicated Reagent	88	84.4	1.61	0.362

MCV CYCLE **14** : **10** SAMPLE



Lab 754498

LEADS HEALTH CARE
3/38 DHARMAPALN BUILDING, KAINATTY
NEAR GOVERNMENT HOSPITAL, KALPETTA NORTH
WAYANAD KERALA 673122
INDIA

MPV Report Hematology Program

Cycle 14

Apr 2019 – Mar 2020
Sample No: 10
Sample Date: 13 Jan 20
Lot No: 261300



Sysmex XP-100

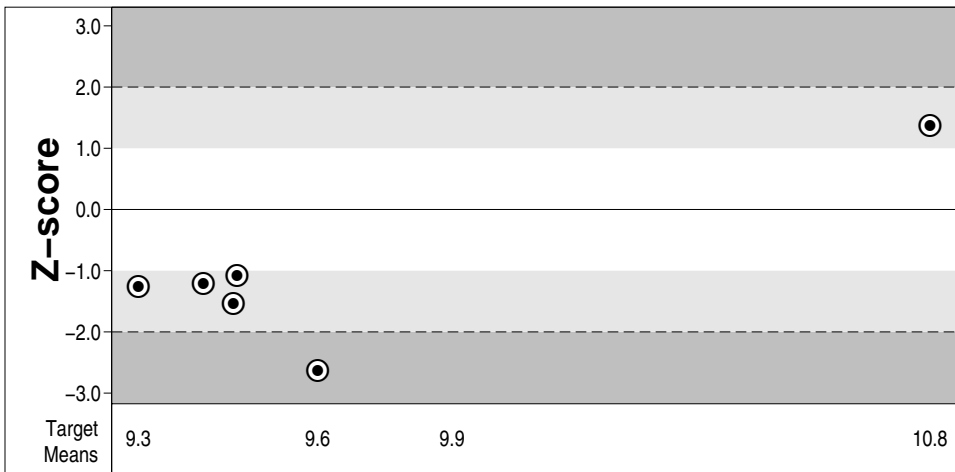
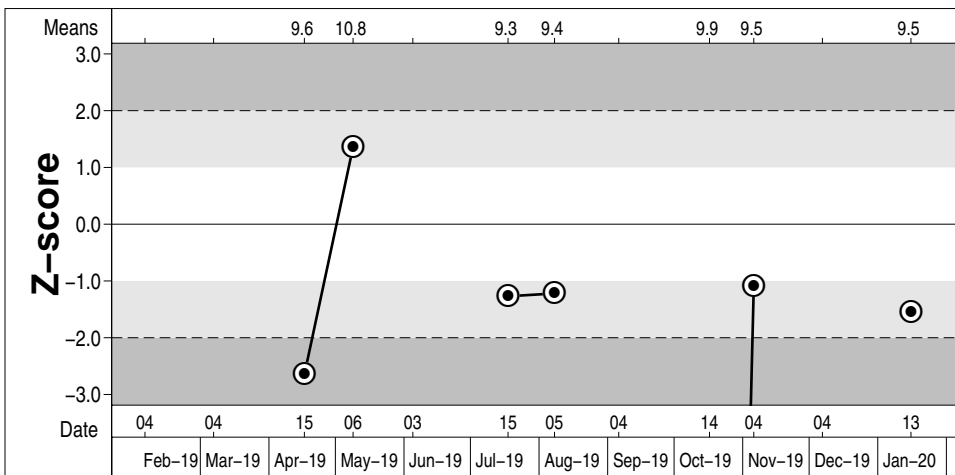
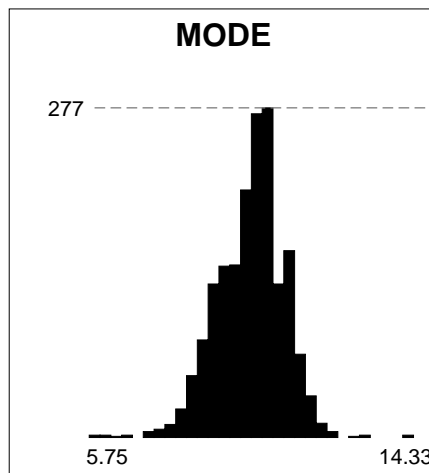
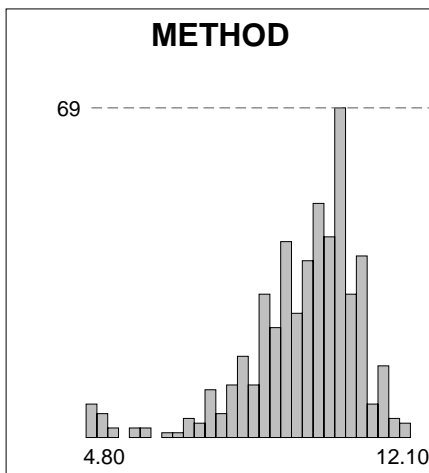
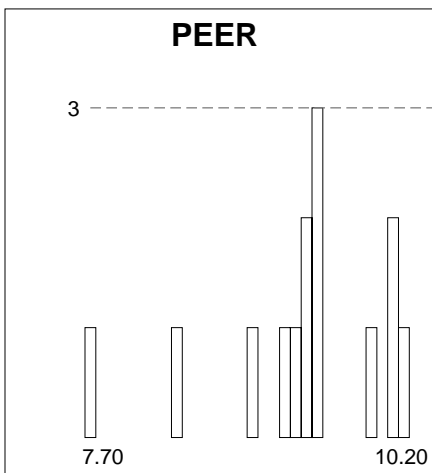
Your Result
8.6 fL (cubic µm)

- ◆ Your Mode
- Your Method
- Your Peer

Comparative Statistics

	N	Mean	SD	CV	U ¹	Z-score	RMZ	%
Your Mode	1776	10.0	0.859	8.55	0.051	-1.68	-3.40	-14.3
Your Method	495	9.82	1.00	10.2	0.113	-1.22	-2.44	-12.5
Your Peer	14	9.46	0.556	5.87	0.371	-1.55	-9.11	-9.09

Your Deviation



	N	Mean	CV	U ¹
Sysmex XN 1000/2000/3000/9000 Electrical impedance Dedicated Reagent	243	10.7	4.11	0.070
Siemens ADVIA 120/2120/2120i Light scattering Dedicated Reagent	120	10.2	6.31	0.147
Sysmex XN-L Series Electrical impedance Dedicated Reagent	106	10.8	4.58	0.120
Beckman Coulter UniCel DxH Series Electrical impedance Dedicated Reagent	82	8.79	2.05	0.050
Sysmex KX-21 Electrical impedance Dedicated Reagent	76	9.51	4.43	0.121
Sysmex XS Series Electrical impedance Dedicated Reagent	71	10.4	4.56	0.141
Abbott CELL-DYN Ruby Light scattering Dedicated Reagent	71	5.00	9.54	0.142
Sysmex XT Series Electrical impedance Dedicated Reagent	65	10.1	4.58	0.144
Sysmex XP-100 Electrical impedance Dedicated Reagent	59	9.73	5.70	0.180

MPV
CYCLE
14 : 10
SAMPLE



Lab 754498

LEADS HEALTH CARE
3/38 DHARMAPALN BUILDING, KAINATTY
NEAR GOVERNMENT HOSPITAL, KALPETTA NORTH
WAYANAD KERALA 673122
INDIA

Platelets Report
Hematology Program

Cycle 14

Apr 2019 – Mar 2020
Sample No: 10
Sample Date: 13 Jan 20
Lot No: 261300



Sysmex XP-100

Your Result

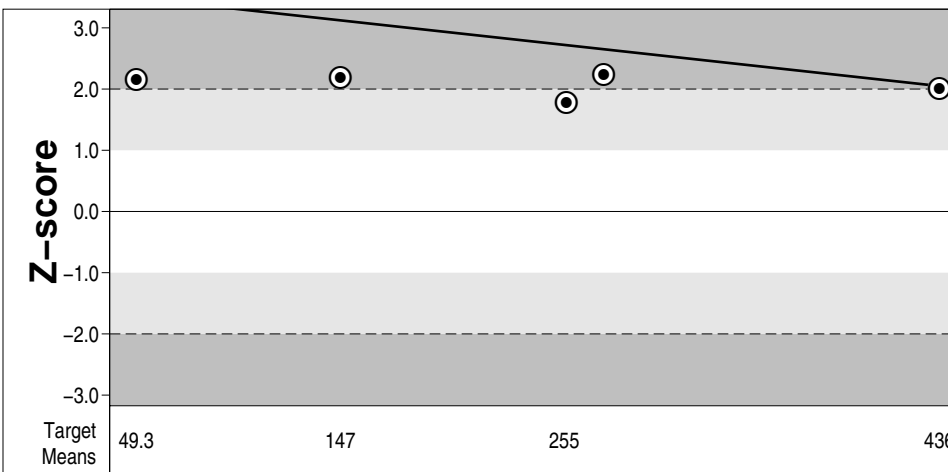
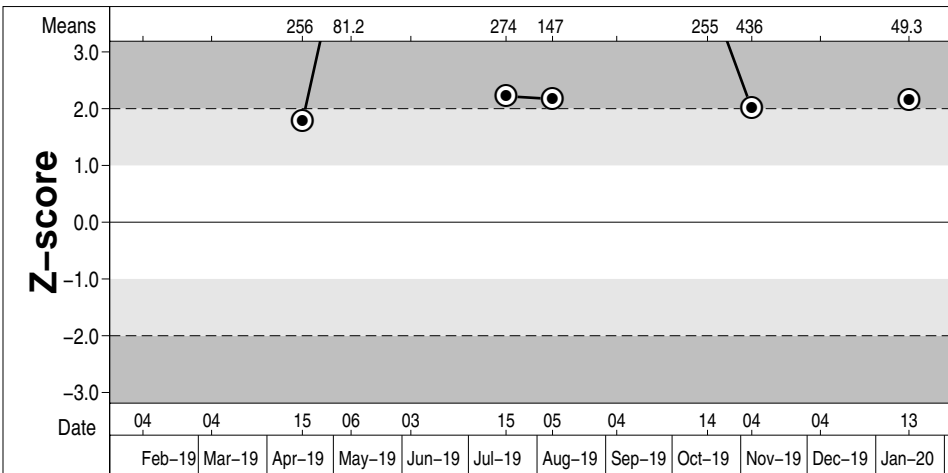
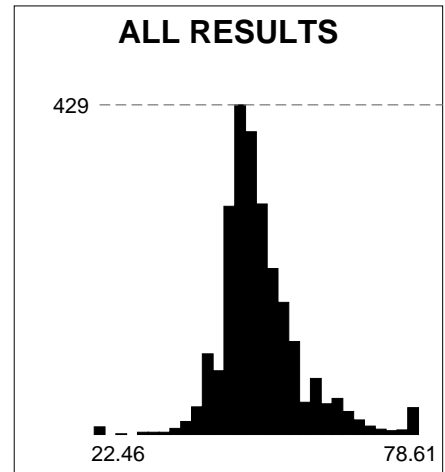
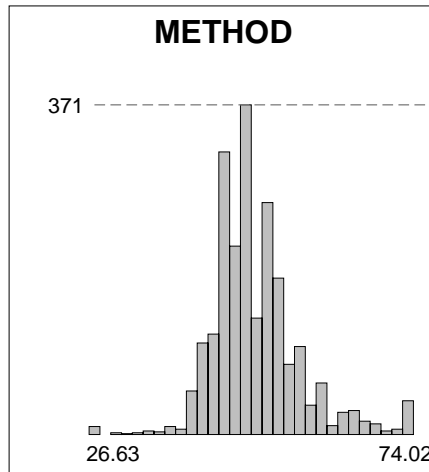
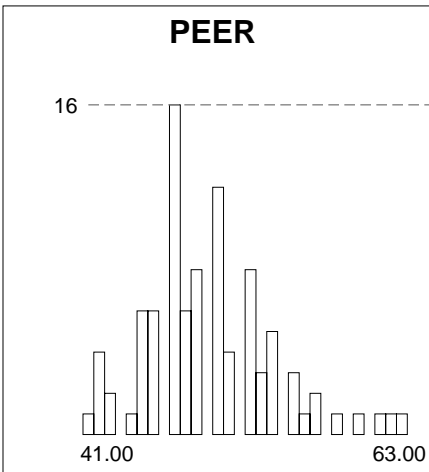
58 G/L (1E+9/L)

- ◆ All Results
- Your Method
- Your Peer

Comparative Statistics

Your Deviation

	N	Mean	SD	CV	U ¹	Z-score	RMZ	%
◆ All Results	2513	50.5	5.62	11.1	0.280	1.33	2.88	14.8
■ Your Method	2176	50.3	4.74	9.42	0.254	1.62	3.06	15.2
● Your Peer	93	49.3	4.07	8.26	1.05	2.15	2.61	17.8



	N	Mean	CV	U ¹
Sysmex XN 1000/2000/3000/9000 Electrical impedance Dedicated Reagent	331	47.3	6.10	0.397
Sysmex XN-L Series Electrical impedance Dedicated Reagent	161	49.1	6.47	0.626
Siemens ADVIA 120/2120/2120i Light scattering Dedicated Reagent	157	45.1	8.28	0.746
Beckman Coulter UniCel DxH Series Electrical impedance Dedicated Reagent	124	51.1	5.76	0.661
Sysmex KX-21 Electrical impedance Dedicated Reagent	120	48.4	9.28	1.02
Sysmex XS Series Electrical impedance Dedicated Reagent	117	48.5	6.00	0.672
Abbott CELL-DYN Ruby Light scattering Dedicated Reagent	98	61.1	9.97	1.54
Sysmex XP-100 Electrical impedance Dedicated Reagent	93	49.3	8.26	1.05
Mindray BC-20/20s/30/30s (BeneSpher... Electrical impedance Dedicated Reagent	89	49.0	6.67	0.866

CYCLE SAMPLE
Platelets 14 : 10



Lab 754498

LEADS HEALTH CARE
3/38 DHARMAPALN BUILDING, KAINATTY
NEAR GOVERNMENT HOSPITAL, KALPETTA NORTH
WAYANAD KERALA 673122
INDIA

RDW Report
Hematology Program

Cycle 14

Apr 2019 – Mar 2020
Sample No: 10
Sample Date: 13 Jan 20
Lot No: 261300



Sysmex XP-100

Your Result

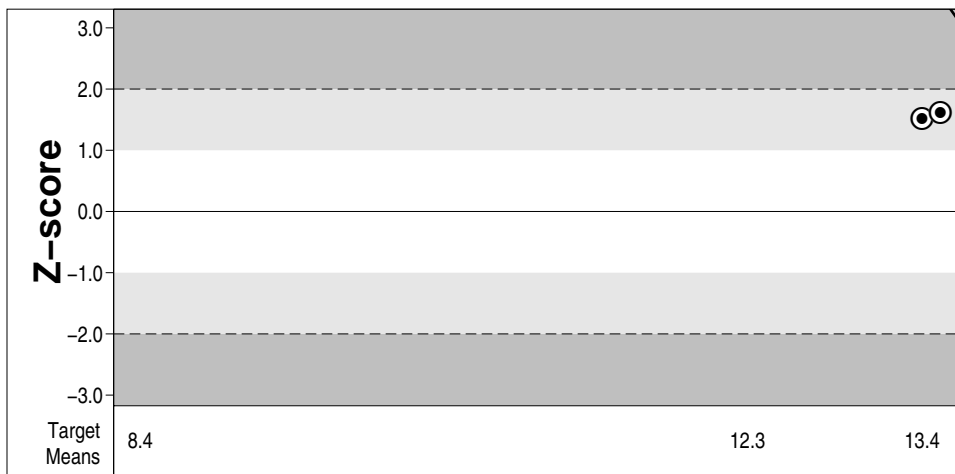
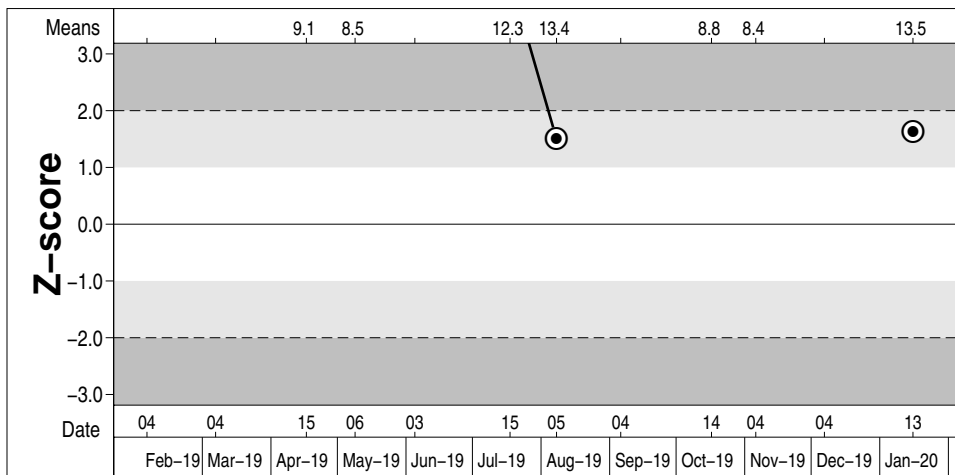
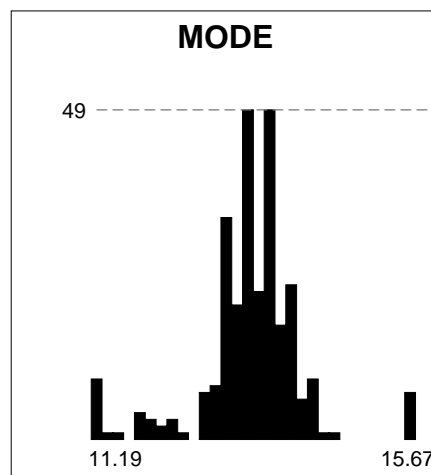
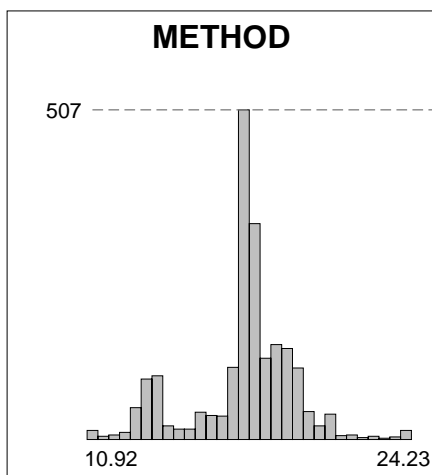
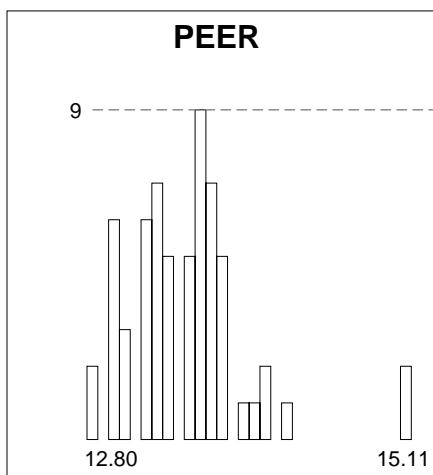
14 %

- ◆ Your Mode
- Your Method
- Your Peer

Comparative Statistics

Your Deviation

	N	Mean	SD	CV	U ¹	Z-score	RMZ	%
Your Mode	276	13.4	0.448	3.34	0.067	1.27	12.1	4.24
Your Method	2060	17.6	1.33	7.57	0.073	-2.69	1.72	-20.4
Your Peer	62	13.5	0.327	2.42	0.104	1.61	17.0	3.90



	N	Mean	CV	U ¹
Sysmex XN 1000/2000/3000/9000 Calculated Dedicated Reagent	304	17.4	0.912	0.023
Siemens ADVIA 120/2120/2120i Calculated Dedicated Reagent	149	18.9	2.56	0.099
Sysmex XN-L Series Calculated Dedicated Reagent	144	17.3	1.02	0.037
Sysmex XS Series Calculated Dedicated Reagent	115	17.7	1.75	0.072
Abbott CELL-DYN Ruby Calculated Dedicated Reagent	111	13.3	4.45	0.140
Beckman Coulter UniCel DxH Series Calculated Dedicated Reagent	108	19.4	1.06	0.050
Sysmex XT Series Calculated Dedicated Reagent	74	17.6	1.31	0.067
Sysmex KX-21 Calculated Dedicated Reagent	67	13.6	2.42	0.100
Horiba ABX Pentra 80/XL80/XLR Series Calculated Dedicated Reagent	64	18.0	6.68	0.377

RDW
CYCLE 14 :
SAMPLE 10



Lab 754498

LEADS HEALTH CARE
3/38 DHARMAPALN BUILDING, KAINATTY
NEAR GOVERNMENT HOSPITAL, KALPETTA NORTH
WAYANAD KERALA 673122
INDIA

**RDW-SD Report
Hematology Program**

Cycle 14

Apr 2019 – Mar 2020
Sample No: 10
Sample Date: 13 Jan 20
Lot No: 261300



Sysmex XP-100

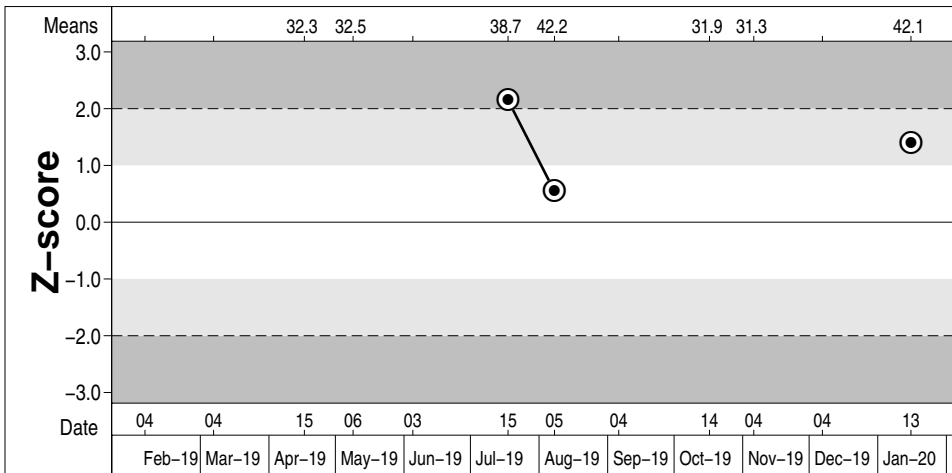
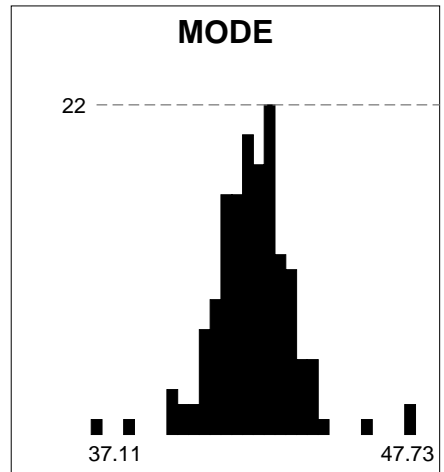
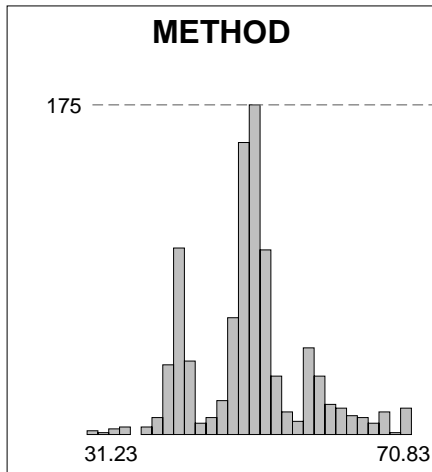
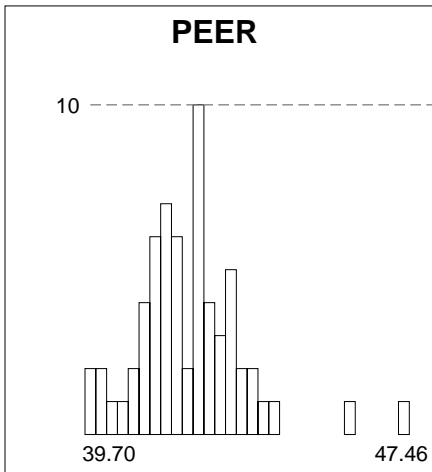
Your Result
43.6 fL (cubic µm)

- ◆ Your Mode
- Your Method
- Your Peer

Comparative Statistics

	N	Mean	SD	CV	U ¹	Z-score	RMZ	%
Your Mode	154	42.4	1.06	2.50	0.214	1.11	17.3	2.78
Your Method	930	51.0	3.96	7.76	0.325	-1.88	1.13	-14.6
Your Peer	63	42.1	1.07	2.54	0.336	1.39	17.9	3.52

Your Deviation



	N	Mean	CV	U ¹
Sysmex XN 1000/2000/3000/9000 Calculated Dedicated Reagent	179	51.0	2.14	0.204
Sysmex XN-L Series Calculated Dedicated Reagent	97	51.8	1.52	0.200
Sysmex XS Series Calculated Dedicated Reagent	70	51.2	2.91	0.445
Sysmex KX-21 Calculated Dedicated Reagent	66	42.7	2.06	0.270
Sysmex XP-100 Calculated Dedicated Reagent	63	42.1	2.54	0.336
Mindray BC 3000/3200/3600 Calculated Dedicated Reagent	46	42.3	3.26	0.509
Beckman Coulter UniCel DxH Series Calculated Dedicated Reagent	43	58.5	1.27	0.284
Mindray BC-5300/5380/5180 Calculated Dedicated Reagent	34	62.8	3.65	0.984
Sysmex XT Series Calculated Dedicated Reagent	34	50.9	1.78	0.389

RDW-SD 14 : 10
CYCLE SAMPLE



Lab 754498

LEADS HEALTH CARE
3/38 DHARMAPALN BUILDING, KAINATTY
NEAR GOVERNMENT HOSPITAL, KALPETTA NORTH
WAYANAD KERALA 673122
INDIA

Red Blood Cells Report
Hematology Program

Cycle 14

Apr 2019 – Mar 2020
Sample No: 10
Sample Date: 13 Jan 20
Lot No: 261300



Sysmex XP-100

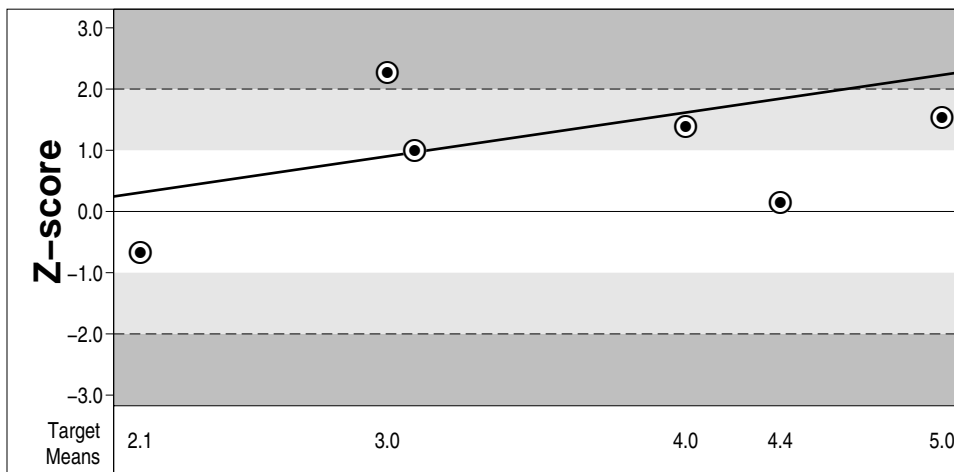
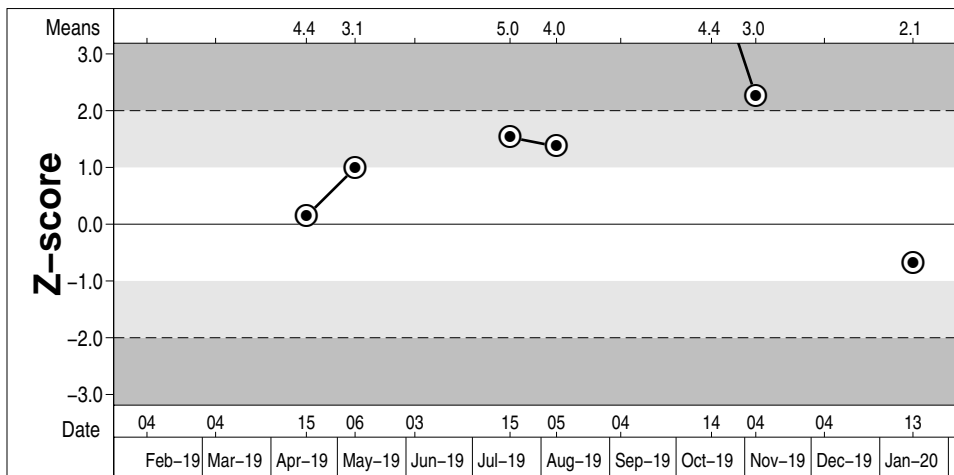
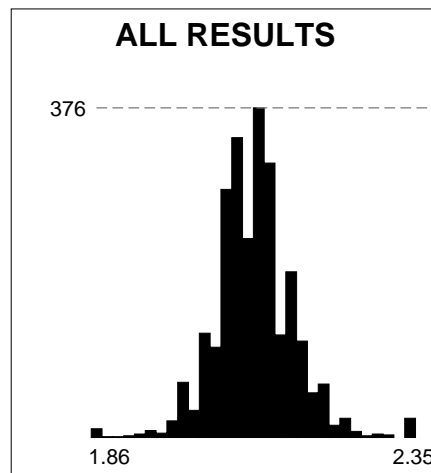
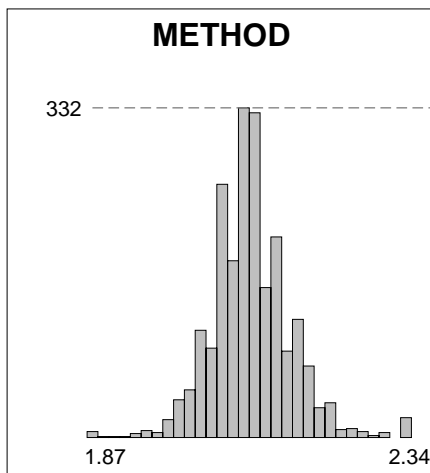
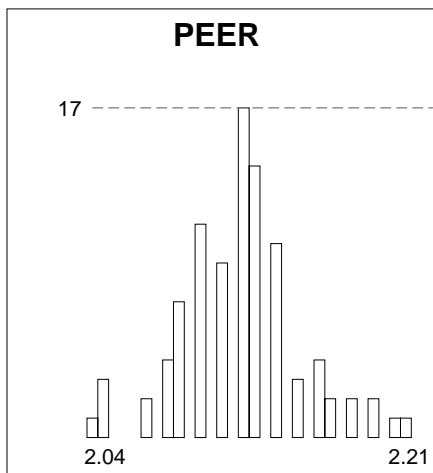
Your Result
2.1 T/L (1E+12/L)

- ◆ All Results
- Your Method
- Your Peer

Comparative Statistics

Your Deviation

	N	Mean	SD	CV	U ¹	Z-score	RMZ	%
All Results	2509	2.11	0.049	2.31	0.002	-0.18	0.98	-0.413
Your Method	2165	2.10	0.048	2.28	0.003	-0.10	1.02	-0.224
Your Peer	93	2.12	0.029	1.37	0.008	-0.69	1.89	-0.943



	N	Mean	CV	U ¹
Sysmex XN 1000/2000/3000/9000 Electrical impedance Dedicated Reagent	328	2.09	1.43	0.004
Sysmex XN-L Series Electrical impedance Dedicated Reagent	160	2.08	1.43	0.006
Siemens ADVIA 120/2120/2120i Light scattering Dedicated Reagent	157	2.13	2.17	0.009
Sysmex KX-21 Electrical impedance Dedicated Reagent	120	2.13	1.67	0.008
Beckman Coulter UniCel DxH Series Electrical impedance Dedicated Reagent	120	2.07	1.55	0.007
Sysmex XS Series Electrical impedance Dedicated Reagent	113	2.08	1.59	0.008
Abbott CELL-DYN Ruby Light scattering Dedicated Reagent	96	2.12	2.68	0.015
Sysmex XP-100 Electrical impedance Dedicated Reagent	93	2.12	1.37	0.008
Mindray BC-20/20s/30/30s (BeneSpher... Electrical impedance Dedicated Reagent	89	2.09	2.51	0.014

Red Blood Cells 14 : 10
CYCLE SAMPLE



Lab 754498

LEADS HEALTH CARE
3/38 DHARMAPALN BUILDING, KAINATTY
NEAR GOVERNMENT HOSPITAL, KALPETTA NORTH
WAYANAD KERALA 673122
INDIA

**WBC Report
Hematology Program**

Cycle 14

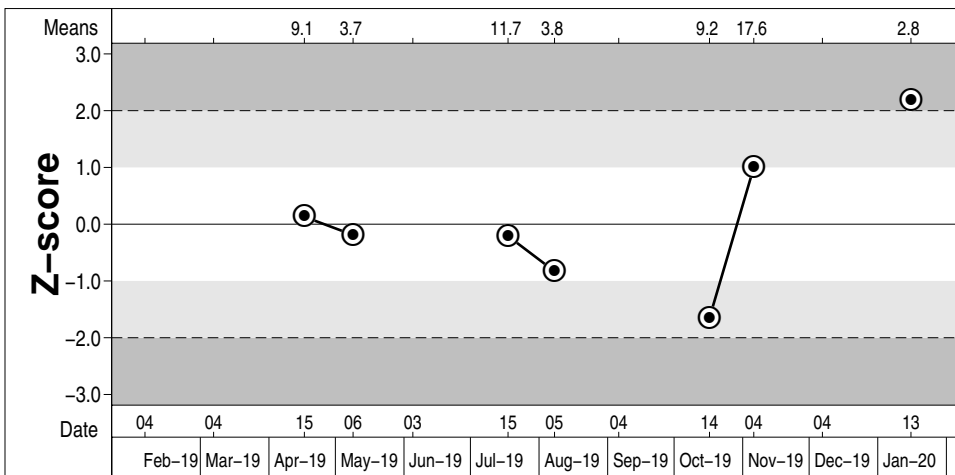
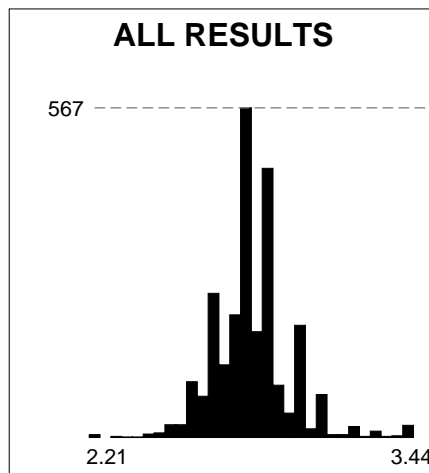
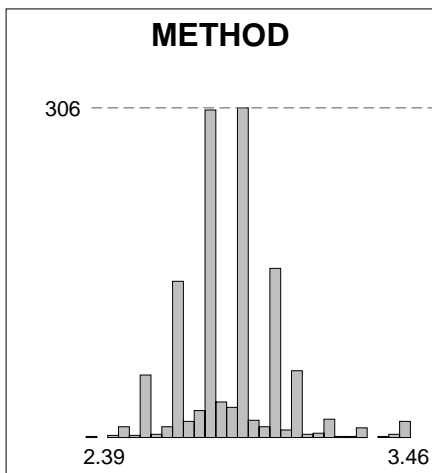
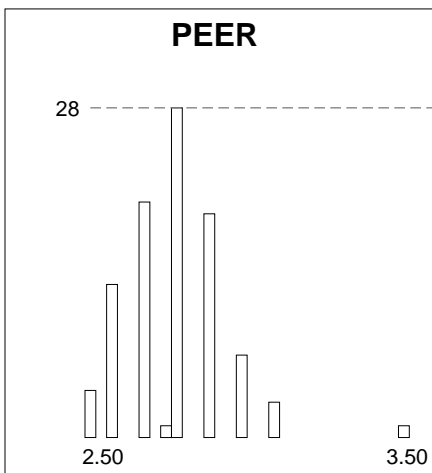
Apr 2019 – Mar 2020
Sample No: 10
Sample Date: 13 Jan 20
Lot No: 261300



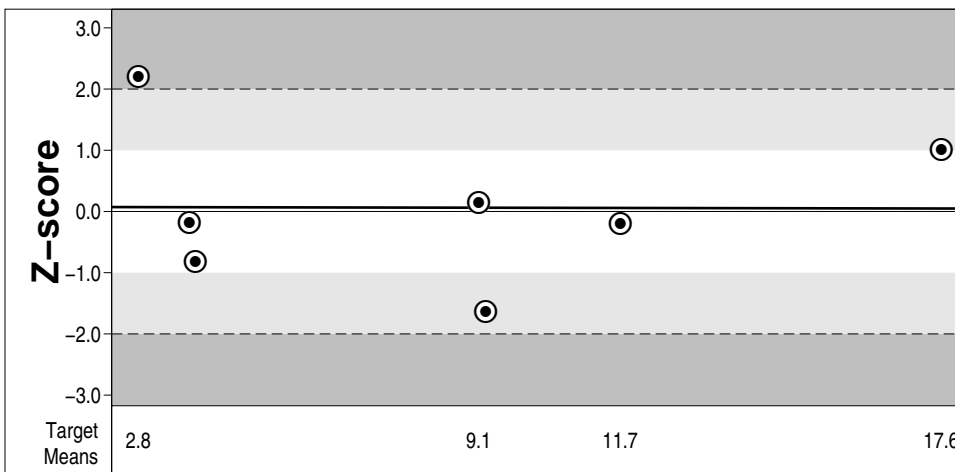
Sysmex XP-100

Your Result
3.1 G/L (1E+9/L)

	N	Mean	SD	CV	U ¹	Z-score	RMZ	%
◆ All Results	2512	2.82	0.124	4.38	0.006	2.22	0.15	9.74
■ Your Method	1248	2.86	0.119	4.16	0.008	2.01	-0.03	8.38
● Your Peer	96	2.79	0.144	5.17	0.037	2.19	0.18	11.3



	N	Mean	CV	U ¹
Sysmex XN 1000/2000/3000/9000 Light scattering Dedicated Reagent	376	2.80	2.60	0.009
Siemens ADVIA 120/2120/2120i Light scattering Dedicated Reagent	172	2.65	4.36	0.022
Sysmex XN-L Series Light scattering Dedicated Reagent	160	2.79	2.73	0.015
Sysmex XS Series Light scattering Dedicated Reagent	158	2.82	3.01	0.017
Sysmex KX-21 Electrical impedance Dedicated Reagent	118	2.75	3.09	0.020
Beckman Coulter UniCel DxH Series Electrical impedance Dedicated Reagent	111	2.86	2.39	0.016
Abbott CELL-DYN Ruby Light scattering Dedicated Reagent	97	2.87	3.24	0.024
Sysmex XP-100 Electrical impedance Dedicated Reagent	96	2.79	5.17	0.037
Sysmex XT Series Light scattering Dedicated Reagent	88	2.79	3.48	0.026



WBC 14 : 10
CYCLE SAMPLE



Lab 754498

LEADS HEALTH CARE
3/38 DHARMAPALN BUILDING, KAINATTY
NEAR GOVERNMENT HOSPITAL, KALPETTA NORTH
WAYANAD KERALA 673122
INDIA

Data on File Report
Hematology Program

Cycle 14

Apr 2019 – Mar 2020
Sample No: 10
Sample Date: 13 Jan 20
Lot No: 261300



Sample Numbers

Analyte Unit	1	2	3	4	5	6	7	8	9	10	11	12
--------------	---	---	---	---	---	---	---	---	---	----	----	----

Instrument: Sysmex XP-100

HCT	%	35.6	29.3	-	38.5	32.5	-	37	25.6*	-	16.8	
HGB	g/dL	12.9	9.2	-	13.5	11.2	-	13.5	9.7*	-	5.6	
MCH	pg/cell	29.4	29.4	-	26.7	27.2	-	28.7	31.4*	-	26.3	
MCHC	g/dL	36.2	31.4	-	35.1	34.5	-	36.5	37.9*	-	33.3	
MCV	fL (cubic µm)	81.1	93.6	-	76.1	78.9	-	78.7	82.8*	-	78.9	
MPV	fL (cubic µm)	9.1	11.8	-	8.9	9	-	4	9.2*	-	8.6	
PLT	G/L (1E+9/L)	278	107	-	308	165	-	317	482*	-	58	
RDW	%	11.5	14	-	13.4	13.9	-	28.4	10.3*	-	14	
RDW-SD	fL (cubic µm)	37	52.1	-	40.6	42.9	-	82.8	35.7*	-	43.6	
RBC	T/L (1E+12/L)	4.39	3.13	-	5.06	4.12	-	4.7	3.09*	-	2.1	
WBC	G/L (1E+9/L)	9.1	3.7	-	11.6	3.7	-	8.7	18.2*	-	3.1	

Legend: ✓ No Warnings Late Results $2.0 < |Z\text{-score}| < 3.0$ $|Z\text{-score}| \geq 3.0$ - No Result

* Amended Result (per participant's request)

**Lab 754498**

LEADS HEALTH CARE
3/38 DHARMAPALN BUILDING, KAINATTY
NEAR GOVERNMENT HOSPITAL, KALPETTA NORTH
WAYANAD KERALA 673122
INDIA

**Sample Comments
Hematology Program****Cycle 14**

Apr 2019 – Mar 2020
Sample No: 10
Sample Date: 13 Jan 20
Lot No: 261300

**Sample Comments**

Reporting WBC Counts, Sysmex Instrument Model

To report EQAS proficiency survey data for the WBC count, on the following Sysmex models, please run in CBC/PATIENT mode.

The Sysmex measuring method is flow cytometry using laser.

The equivalent EQAS reporting method is Light Scattering.

Sysmex Model–XN

Analysis Mode–CBC / Patient

Report: TNC–N from WNR channel

Sysmex Model–XN–L

Analysis Mode–CBC / Patient

Report: Total WBC from WDF channel

Sysmex Model–XS

Analysis Mode–CBC / Patient

Report: Total WBC from histogram

Sysmex Model–XT

Analysis Mode–CBC / Patient

Report: Total WBC from WBC/BASO channel

Sysmex Model–XE

Analysis Mode–CBC / Patient

Report: Total WBC from WBC/BASO channel

There is no WBC differential for EQAS reporting.

Reporting WBC Counts, Siemens ADVIA 120/2120

To report EQAS proficiency survey data, which reports the WBC count only, please run in the PATIENT mode, CBC mode.

The recommended method configuration is Light Scattering.

The ADVIA literature mentions Flow Cytometry as the measuring method.

Light Scattering is the Unity/EQAS method that enables comparison of values across different manufacturers models.