

Lab Id / Name : 327 / LEOPATH WELLNESS LABS

Analyzer : BioSystems







Analyte	Unit	Round Nos.											
		01	02	03	04	05	06	07	08	09	10	11	12
GGT	U/L	-	-	-	-	0.21	-	-	-	-	-	-	-
Glucose	mg/dl	-	-	-	-	-	-	-	-	-	-	-	-

- Legend :**
- : Average SDI less than 3: with z score of one or more sample >2 but < 3
  - : Average SDI >= 3: z score >=3 in one or more than one sample
  - : Average SDI less than 3 : z score >= 3 in one sample
  - : Average SDI less than 3: z score >=3 in more than one sample
  - : Average SDI ≤ 2; with z score for all samples less than equal to 2
  - : Delayed Result Entry

Lab Id / Name : 327 / LEOPATH WELLNESS LABS





**Analyzer : Biosystems A15**







Analyte	Unit	Round Nos.											
		01	02	03	04	05	06	07	08	09	10	11	12
Albumin	g/dL	-	-	-	-	-22.03		-	-	-	-	-	-
ALP	U/L	-	-	-	-	-0.31		-	-	-	-	-	-
ALT	U/L	-	-	-	-	0.05		-	-	-	-	-	-
AST	U/L	-	-	-	-	0.60		-	-	-	-	-	-
Bilirubin Direct	mg/dl	-	-	-	-	3.25		-	-	-	-	-	-
Bilirubin Total	mg/dl	-	-	-	-	2.00		-	-	-	-	-	-
Calcium	mg/dl	-	-	-	-	-3.35		-	-	-	-	-	-
Cholesterol	mg/dl	-	-	-	-	-0.70		-	-	-	-	-	-
Creatinine	mg/dl	-	-	-	-	-3.84		-	-	-	-	-	-

- Legend :**
-  : Average SDI less than 3: with z score of one or more sample >2 but < 3
  -  : Average SDI >= 3: z score >=3 in one or more than one sample
  -  : Average SDI less than 3 : z score >= 3 in one sample
  -  : Average SDI less than 3: z score >=3 in more than one sample
  -  : Average SDI ≤ 2; with z score for all samples less than equal to 2
  -  : Delayed Result Entry

Lab Id / Name : 327 / LEOPATH WELLNESS LABS

Analyzer : Biosystems A15

Analyte	Unit	Round Nos.											
		01	02	03	04	05	06	07	08	09	10	11	12
Glucose	mg/dl	-	-	-	-	-2.81 	-	-	-	-	-	-	-
HDL	mg/dl	-	-	-	-	9.26 	-	-	-	-	-	-	-
Total Protein	g/dL	-	-	-	-	-18.83 	-	-	-	-	-	-	-
Triglycerides	mg/dl	-	-	-	-	-4.07 	-	-	-	-	-	-	-
Urea	mg/dl	-	-	-	-	0.98	-	-	-	-	-	-	-
Uric Acid	mg/dl	-	-	-	-	0.96	-	-	-	-	-	-	-


- Legend :**
-  : Average SDI less than 3: with z score of one or more sample >2 but < 3
  -  : Average SDI >= 3: z score >=3 in one or more than one sample
  -  : Average SDI less than 3 : z score >= 3 in one sample
  -  : Average SDI less than 3: z score >=3 in more than one sample
  -  : Average SDI ≤ 2; with z score for all samples less than equal to 2
  -  : Delayed Result Entry

Lab Id / Name : 327 / LEOPATH WELLNESS LABS

Analyzer : Sensa Core													
Analyte	Unit	Round Nos.											
		01	02	03	04	05	06	07	08	09	10	11	12
Glucose	mg/dl	-	-	-	-	-	-	-	-	-	-	-	-
Potassium	mmol/L	-	-	-	-	-1.13	-	-	-	-	-	-	-
Sodium	mmol/L	-	-	-	-	-1.34	■	-	-	-	-	-	-

EQAS SCORE					55.56%								
------------	--	--	--	--	--------	--	--	--	--	--	--	--	--

- Legend :**
- : Average SDI less than 3: with z score of one or more sample >2 but < 3
  - : Average SDI >= 3: z score >=3 in one or more than one sample
  - : Average SDI less than 3 : z score >= 3 in one sample
  - : Average SDI less than 3: z score >=3 in more than one sample
  - : Average SDI ≤ 2; with z score for all samples less than equal to 2
  - : Delayed Result Entry



**Dr Puneet Kumar Nigam**  
**Technical Manager, MHL EQAS**  
 Unit No. 409-416,  
 Commercial Building - 1A,  
 Kohinoor Mall, Kiroli Road, Kurla (W),  
 Mumbai - 400070