

**Neu-QAP**

(an EXTERNAL QUALITY ASSURANCE PROGRAMME)

**PARTICIPANT FINAL ASSESSMENT REPORT****PT SCHEME: SEROLOGY**

Cycle No	C2
Ref.No.	NEUQAP411
Sample ID	NEUQAP SERO SERUM/2020/4/C2/S2

Report Date : 20/08/2020

Sample : April 2020

**All Methods**

Parameters	Lab Report	No of Participants	Consensus Report	%	Remarks
Brucella	Not Recvd.	30	Non Reactive - 30		
Brucella Antigen	Not Recvd.	3	Non Reactive - 3		
Brucella IgG	Not Recvd.	18	Non Reactive - 17 Reactive - 1		
Brucella IgM	Not Recvd.	17	Non Reactive - 17		
Chikungunya	Not Recvd.	41	Negative - 40 Positive - 1		
CMV IgG	Not Recvd.	43	Non Reactive - 1 Reactive - 42		
CMV IgM	Not Recvd.	45	Non Reactive - 45		
HBsAg	Reactive	131	Non Reactive - 4 Reactive - 127	97	Within Consensus
HCV	Reactive	130	Equivocal - 1 Non Reactive - 121 Reactive - 8		Out of Consensus
HIV-1	Reactive	129	Equivocal - 2 Non Reactive - 31 Reactive - 96	74	Within Consensus
Rubella IgG	Not Recvd.	44	Non Reactive - 1 Reactive - 43		
Rubella IgM	Not Recvd.	41	Non Reactive - 41		

Authorised Signatory

Dr. Sujay Prasad  
Technical Manager and Program coordinator

Page 1 of 3

This report is for use only by the intended participant.



Neu-QAP

(an EXTERNAL QUALITY ASSURANCE PROGRAMME)



PARTICIPANT FINAL ASSESSMENT REPORT  
PT SCHEME: SEROLOGY

Cycle No	C2
Ref.No.	NEUQAP411
Sample ID	NEUQAP SERO SERUM/2020/4/C2/S2

Report Date : 20/08/2020

Sample : April 2020

All Methods

Parameters	Lab Report	No of Participants	Consensus Report	%	Remarks
Toxoplasma IgG	Not Recvd.	41	Equivocal - 1		
			Non Reactive - 1		
			Reactive - 39		
Toxoplasma IgM	Not Recvd.	39	Non Reactive - 39		
VDRL	Reactive	124	Non Reactive - 122		
			Reactive - 2		Out of Consensus
Weil Felix OX19	Not Recvd.	42	Negative - 40		
			Positive - 2		
Weil Felix OX2	Not Recvd.	43	Negative - 43		
Weil Felix OXK	Not Recvd.	40	Negative - 40		
Widal	Negative	124	Negative - 123	99	Within Consensus
			Positive - 1		

Authorised Signatory

Dr. Sujay Prasad  
Technical Manager and Program coordinator



**Neu-QAP**

(an EXTERNAL QUALITY ASSURANCE PROGRAMME)

**PARTICIPANT FINAL ASSESSMENT REPORT****PT SCHEME: SEROLOGY**

**NABL**  
ISO/IEC 17043:2010  
accredited  
PC-1047

Cycle No	C2
Ref.No.	NEUQAP411
Sample ID	NEUQAP SERO SERUM/2020/4/C2/S2

Report Date : 20/08/2020

Sample : April 2020

## Peer group

Parameters	Lab Report	No of Participants	Consensus Report	%	Remarks
HBsAg (Chemiluminesence)	Reactive	50	Non Reactive - 3	94	Within Consensus
			Reactive - 47		
HCV (Chemiluminesence)	Reactive	44	Equivocal - 1		Out of Consensus
			Non Reactive - 35		
			Reactive - 8		
HIV-1 (CLIA)	Reactive	7	Reactive - 7	100	Within Consensus
VDRL (Flocculation)	Reactive	111	Non Reactive - 110		Out of Consensus
			Reactive - 1		
Widal (Tube Agglutination)	Negative	68	Negative - 68	100	Within Consensus

Note: Sample generation, homogeneity and stability testing are subcontracted to accredited laboratories

**\*\*End of report \*\***

Authorised Signatory

Dr. Sujay Prasad  
Technical Manager and Program coordinator

Page 3 of 3

This report is for use only by the intended participant.

# EQAS/IQC OUTLIER FORM

Test Name: HCV VDRL	Date: April 2020	Department: Serology.	Instrument: VITROS-3600
---------------------------	---------------------	--------------------------	----------------------------

**RCA:** ~~P~~ - ~~QAP~~ Data entering error, mentioned non reactive as reactive. in the online module.

**Immediate correction taken:**




Explained to the testing laboratory, (New QAP) regarding the error. The hard copy of the original report scanned & submitted. The original report was within consensus.

**Corrective action:**

As per the instructions, since it was entering error, asked to keep the hard copy of the report with the outlier form. by the New QAP contact person.

**Preventive action:**

\* Reports to be cross checked before submitting.

<b>Technical staff Name&amp;sign:</b> P. Anupriya 	<b>Technical incharge sign:</b>  MOHAMMAD 25/08/2020	<b>Consultant Name&amp;Sign:</b>  Dr. Roopa Bhandary
---	--	--

**Remarks:** The original copy of the report attached. The report is within consensus.



LABORATORY REPORT

OP ID:

SYSTEM NAME: AJHRC

NAME: \*\*ROUTINE\*\*  
 SAMPLE ID: EQAS SERO METERING DATE/TIME: 26/6/2020 16:42:26  
 TRAY/CUP: 7/ 2 FLUID: Serum MAN DIL:  
 RECORD ID: 12053 SPECIAL: COMMENT:  
 HEMOLYSIS: ME ICTERUS: ME TURBIDITY: ME

ASSAY FLAG	RESULT		H	I	T	DIL	CODES	GEN/LOT
HIV c		See Replicates	ME	ME	ME		FR, MN	
HIV c	128	Reactive					EM	060430
HIV c	128	Reactive					EM	060430
aHCV		See Replicates	ME	ME	ME		FR, MN	
aHCV	0.17	Negative					EM	024650
aHCV	0.17	Negative					EM	024650

PRINT DATE/TIME: 26/6/2020 17:38:16

LABORATORY REPORT

OP ID:

SYSTEM NAME: AJHRC

NAME: \*\*ROUTINE\*\*  
 SAMPLE ID: EQAS SERO HBSAG METERING DATE/TIME: 26/6/2020 16:41:48  
 TRAY/CUP: 7/ 1 FLUID: Serum MAN DIL:  
 RECORD ID: 12054 SPECIAL: COMMENT:  
 HEMOLYSIS: ME ICTERUS: ME TURBIDITY: ME

ASSAY FLAG	RESULT		H	I	T	DIL	CODES	GEN/LOT
HBsAg		See Replicates	ME	ME	ME		FR, MN	
HBsAg	10700	Reactive					EM	031540
HBsAg	NO RESULT						ME, EM	031540

PRINT DATE/TIME: 26/6/2020 17:38:22

**VDRL → NON REACTIVE**

**WIDAL → Negative.**

Kit mfg  
lot no

Exp. date

Reference range

*[Signature]*

# Results List Report

Operator ID: ADMIN

Released

System serial number: 76895

C / P	Module	SID	Name	Assay	Result	Flags	Code	Date / Time
C254/2	2	EQAS SERO		Anti-HCV	0.21 S/CO Nonreactive			27.06.2020 10:15
C254/2	2	EQAS SERO		Anti-HCV	0.21 S/CO Nonreactive			27.06.2020 10:14
C254/2	2	EQAS SERO		_HIV Ag/Ab	216.31 S/CO Reactive			27.06.2020 10:14
C254/2	2	EQAS SERO		_HIV Ag/Ab	218.56 S/CO Reactive			27.06.2020 10:13
C254/1	2	EQAS SERO HBSAG		HBsAgQ2	5760.01 S/CO Reactive			27.06.2020 10:13
C254/1	2	EQAS SERO HBSAG		HBsAgQ2	5829.20 S/CO Reactive			27.06.2020 10:13