

Ortho Clinical Diagnostics

403, Leea Business Park, Andheri Kurla Road, Andheri East, Mumbai 400059

CALIBRATION CERTIFICATE

CERTIFICATE NO : OCD /CHINMAYI/02
CALIBRATED FOR : CHINMAYI HOSPITAL
LOCATION : KUNDAPURA

CALIBRATION DATE : 12-06-2020
CALIBRATION DUE : 11-12-2020
CALIBRATED : AT LAB

SPECIFICATION OF INSTRUMENT :

INSTRUMENT	MODEL	SERIAL NO
VITROS CHEMISTRY SYSTEM	VITROS 250	J27000118

Specification of Software:

SOFTWARE NAME	SOFTWARE VERSION	UPDATED ON
DOS Rmx os	V9.7	Jan 2019

The Reference of Calibration: The performance/Adjustments of various subsystems has been calibrated/tested by trained site engineer with pre-designed /calibrated tools provided for the particular subsystems by the company.

Preventive maintenance Procedure Checklists:

Subsystem Name

Adjusted/Verified

1. Sample Supply

Mechanical Adjustment:

- * Sample Supply Hinge
- * Tray Transport Arm Height
- * Gear Plate
- * Tray Arm Position Sensor
- * Hook Drive Belt

Software Adjustment:

- * Tray Transport Hook Position



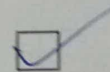
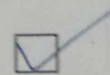
2. Slide Supply 1, 2 & slide transport

Mechanical Adjustment:

- * Dispense Blade Centering Adjustment
- * Dispense Blade Drive Belt Tension
- * Plunger Centering Alignment
- * Inner & Outer Cartridge Release Mechanism

Software Adjustment:

- * Dispense To Metering Position



Ortho Clinical Diagnostics

403, Leca Business Park, Andheri Kurla Road, Andheri East, Mumbai 400059

3. Sample Metering

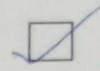
Mechanical Adjustment:

- * Truck Sensor
- * Truck Guide Button
- * Metering Truck



Software Adjustment:

- * Tip Pickup X, Y and Height
- * Sample Tray at Sample Position – Auto Sample Tray



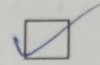
Proboscis Centering and Sample Cup Depth

- * Mixing Cup X, Y and its Depth
- * Diluents Tray
- * Rate / Colorimetric Metering Position
- * Potentiometric Metering Position
- * Proboscis Compression
- * Wetness Detector

4. ERF Metering

Mechanical Adjustment:

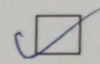
- * Mounting Plate al
- * Reservoir Housing
- * Drive Gear - BackSlash



5. IR Wash Metering

Mechanical Adjustment:


- * Mounting Plate al
- * Reservoir Housing
- * Pump Flag
- * Tip Locator CAM Spring Tension Adjustment
- * Immuno Wash Metering Position



6. Slide Incubator

Mechanical Adjustment:

- * Incubator Height
- * Eject Blades and Pinion Gears– Back slash
- * Transfer Shuttle Motor and Pinion Gear – Back Slash



Software Adjustment:

- * Incubator Disk Sizing
- * Incubator Disk Stopping
- * PM Slide Insertion Depth
- * Slide Read Position (RT/CM Depth & Read Sync)
- * Potentiometric Eject Blade Depth



7. Reflectometer



Ortho Clinical Diagnostics

403, Leea Business Park ,Andheri Kurla Road ,Andheri East ,Mumbai 400059

- * IRIS Lamp Output Voltage
- * Lamp Voltage
- * Correction Factor

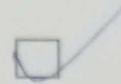
8. Electrometer

- * Holding Spring

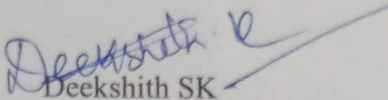


9 . Master Computer

- * Touch Screen Calibration
- * System Full Backup
- * Configure Printer



CALIBRATED BY



Deekshith SK
Service Engineer
Ortho Clinical Diagnostics
Mangalore

NOTE:

1. This certificate refers only to the particular item submitted for calibration.
2. The calibration result reported in the certificate is valid at the time of and under the stated condition of the measurement.