



RML – Quality Assurance Program (RML – QAP)



BIO-CHEMISTRY-01

ALL METHOD REPORT

Lab Code: 2084

Cycle - 10/2021

Round No - 01

Date: 12/02/2021


Parameters	Units	No.of. Participants	Group Mean	Standard deviation (SD)	Uncertainty of Assign Values	Range (± 2 SD)	Your Value	Standard Deviation Index (SDI)
Albumin	g/dL	111	2.9	0.3	0.04	2.4-3.4	2.6	-1.0
Alkaline Phosphatase	U/L	107	301.0	83.2	10.05	134.6-467.5	204	-1.2
Bilirubin Total	mg/dL	114	4.9	0.5	0.06	3.9-5.9	5.1	0.4
Calcium(Total)	mg/dL	100	11.9	0.9	0.11	10.1-13.7	8.2	-4.1
Cholesterol (Total)	mg/dL	110	270.6	18.8	2.24	233.1-308.1	246	-1.3
Creatinine	mg/dL	112	4.2	0.4	0.05	3.5-4.9	3.8	-1.0
Glucose	mg/dL	113	263.4	19.1	2.25	225.1-301.7	279	0.8
HDL	mg/dL	103	96.2	28.3	3.49	39.7-152.8	102.5	0.2
Potassium	mEq/L	98	5.9	0.3	0.04	5.3-6.5	5.0	-3.0
Protein (Total)	g/dl	108	4.5	0.4	0.05	3.8-5.3	4.3	-0.5
Sodium	mEq/L	98	155.3	5.0	0.63	145.4-165.2	153	-0.5
SGPT/ALT	U/L	113	124.5	16.7	1.96	91.2-157.9	135	0.6
SGOT/AST	U/L	113	133.4	15.9	1.87	101.7-165.1	149	1.0
Triglyceride	mg/dL	108	248.0	17.4	2.09	213.3-282.8	268	1.1
Urea	mg/dL	114	117.1	9.3	1.09	98.5-135.7	114	-0.3
Uric Acid	mg/dl	109	8.9	0.9	0.11	7.2-10.6	9.2	0.3


Interpretation of SDI:

SDI Value(+/-)	0 - 0.5	0.6 - 0.9	1.0 - 2.0	2.1 - 2.9	≥ 3
Interpretation	Excellent Performance	Good Performance	Acceptable Performance	Marginal Performance Need Improvement	Unacceptable Performance Needs Urgent action


Legends	(*) Excluded From Group Mean	{,} Not Reported	(#)Late Result Submission	(\$)Reported in other Unit
---------	------------------------------	------------------	---------------------------	----------------------------

Chief Coordinator


Dr.Sanjay Mehrotra

Checked By: 

Programme Director


Dr.Bandana Mehrotra


Page 1 of 7



Address: B-171, Nirala Nagar, Lucknow - 226 020 Ph : 4034100-130 (30 Lines), 4077180, 2788444 Fax: (0522)2788555

Email: rmlresearchfoundation@gmail.com Website: www.rmlpathology.com

Continuous Efforts And Execution Leads To Quality Excellence



RML – Quality Assurance Program (RML – QAP)



BIO-CHEMISTRY

METHOD WISE REPORT

Cycle - 10/2021

Round No - 01

Date:10/02/2021

Lab Code: 2084

Note: Your Lab is not the part of this Method Group

Parameters	Units	Method Group	No.of. Participants in Group	Method Wise Group Mean	Method Wise Standard deviation (SD)	Method Wise Uncertainty of Assign Values	Method Wise Range (± 2 SD)	Your Value	Method Wise Standard Deviation Index (SDI)
Albumin	g/dL	Bromocresol Green (BCG)	47	2.9	0.3	0.05	2.3-3.4	-	-
Alkaline Phosphatase	U/L	PNPP, AMP Buffer	25	303.6	48.8	12.20	206.0-401.3	-	-
Bilirubin Total	mg/dL	Jeandrasnik Gref	14	4.7	0.5	0.17	3.7-5.7	-	-
Calcium(Total)	mg/dL	Arsenazo III	29	11.8	1.0	0.23	9.8-13.7	-	-
Cholesterol (Total)	mg/dL	Cholesterol Oxidase,esterase, peroxidase	35	277.0	16.1	3.40	244.7-309.2	-	-
Creatinine	mg/dL	Alkaline picrate-kinetic	14	4.3	0.4	0.13	3.5-5.1	-	-
Glucose	mg/dL	Glucose oxidase,hydrogen peroxide(Trinder)	24	263.9	23.9	6.10	216.0-311.7	-	-
HDL	mg/dL	Direct measure-PEG	27	104.8	25.2	6.06	54.4-155.3	-	-
Potassium	mEq/L	ISE Direct	24	5.8	0.4	0.10	4.9-6.6	-	-
Protein (Total)	g/dl	Biuret, reagent blank, end point	21	4.6	0.5	0.14	3.7-5.5	-	-
Sodium	mEq/L	ISE Direct	24	154.4	5.1	1.30	144.3-164.5	-	-
SGPT/ALT	U/L	UV without P5P	17	118.2	9.1	2.76	100.0-136.4	-	-
SGOT/AST	U/L	UV without P5P	17	127.3	9.0	2.73	109.4-145.2	-	-
Triglyceride	mg/dL	Enzymatic, end point	23	249.7	14.9	3.88	219.9-279.6	-	-
Urea	mg/dL	Urease, UV	27	115.7	8.7	2.09	98.3-133.1	-	-
Uric Acid	mg/dl	Uricase, Colorimetric	27	8.7	0.9	0.22	6.9-10.5	-	-

Interpretation of SDI:

SDI Value(+/-)	0 - 0.5	0.6 - 0.9	1.0 - 2.0	2.1 - 2.9	≥ 3
Interpretation	Excellent Performance	Good Performance	Acceptable Performance	Marginal Performance Need Improvement	Unacceptable Performance Needs Urgent action

Legends	(*) Excluded From Group Mean	() Not Reported	(#)Late Result Submission	(S)Reported in other Unit
---------	------------------------------	-----------------	---------------------------	---------------------------

Chief Coordinator

Dr.Sanjay Mehrotra

Checked By:

Programme Director

Dr.Bandana Mehrotra

Page 2 of 7



Address: B-171, Nirala Nagar, Lucknow - 226 020. Ph : 4034100-130 (30 Lines), 4077180, 2788444 Fax (0522)2788555

Email: rmlresearchfoundation@gmail.com Website: www.rmlpathology.com

Continuous Efforts And Execution Leads To Quality Excellence