

PARTICIPANT FINAL ASSESSMENT REPORT (SUMMARY)

PT SCHEME: BIOCHEMISTRY



PC-1047

Cycle No	C3
Ref.No.	NEUQAP109
Sample ID	NEUQAP BIO SERUM/2021/7/C3/S7

Report Date : 10/08/2021

Sample : JUL 2021

All Methods

	Parameters	Labs (n)	Lab Value	Unit	Assigned value	SDPA	Um	Z-Score	Remarks
1	ALT	34	11.00	U/L	24.01	1.86	0.400	6.98	Unsatisfactory
2	SODIUM	19	114.90	mmol/L	141.33	6.54	1.876	4.04	Unsatisfactory
3	HDL-CHOL	18	85.00	mg/dL	50.43	4.84	1.426	7.14	Unsatisfactory
4	GGTP	21	24.00	U/L	60.37	4.90	1.336	7.43	Unsatisfactory
5	Alkaline Phosphatase	21	35.00	U/L	59.01	4.32	1.179	5.56	Unsatisfactory
6	CHOLESTEROL	29	89.00	mg/dL	101.21	6.02	1.396	2.03	Questionable
7	GLUCOSE	38	108.00	mg/dL	117.46	4.89	0.991	1.94	Satisfactory
8	UREA	33	15.50	mg/dL	18.51	1.84	0.401	1.64	Satisfactory
9	TOTAL PROTEIN	31	4.00	g/dL	3.81	0.19	0.042	1.03	Satisfactory
10	POTASSIUM	27	1.93	mmol/L	2.36	0.23	0.055	1.87	Satisfactory
11	CHLORIDE	10	37.70	mmol/L	44.97	6.30		1.15	Satisfactory
12	CALCIUM	28	3.70	mg/dL	4.42	0.42	0.099	1.71	Satisfactory
13	Direct Bilirubin	27	0.10	mg/dL	0.35	0.13	0.032	1.85	Satisfactory
14	TRIGLYCERIDES	30	75.00	mg/dL	69.86	5.51	1.258	0.93	Good
15	CREATININE	41	0.93	mg/dL	1.04	0.12	0.023	0.98	Good
16	AST	41	29.00	U/L	31.82	3.48	0.679	0.81	Good
17	BILIRUBIN	30	0.70	mg/dL	0.65	0.12	0.028	0.44	Good
18	ALBUMIN	33	3.90	g/dL	3.80	0.36	0.079	0.29	Good
19	URIC ACID	31	1.40	mg/dL	1.49	0.14	0.030	0.69	Good

Authorised Signatory

Dr. Sujay Prasad
Technical Manager and Program coordinator

* denotes adjusted SDPA as per ISO 13528:2015(E)
SDPA - Standard Deviation for Proficiency Assessment

This report is for use only by the intended participant.



RCA FORM OF ILC / PT / EQAS OUTLIERS

Department: BIOCHEMISTRYDate: 31/08/2021

1. Proficiency test exception for: ALT, GGT, Sodium, HDL, ALP, Cholesterol, T3
2. Proficiency test provider: NeuQAP
3. Proficiency test analyte group: -

4. Cause for PT exception:

① All parameters passed in peer group except sodium and creatinine

5. How did the section investigate the cause:

② This is the first PT analysis with NeuQAP as per NABL M(EST)T

6. What was the status of the internal QC on the day PT initially analysed:

Passed

program

7. Category into which the cause will fit into:

- A. Method
- B. Technical
- C. Clerical
- D. Problem with PT material Other
- E. No explanation after investigation

③ The earlier PT provider BIORAD - PT analysis was satisfactory & reports of this have been attached

④ PT with NeuQAP under observation

8. Evidence that the problem was corrected successfully:

⑤ Interlab comparison satisfactory. Reports attached

9. Specific corrections taken to prevent the recurrence if possible:

10. Signatures :

Quality manager:



Pathologist:



Troubleshooting Guidelines

Method	Technical	Clerical	Problem with PT material	No explanation after investigation
Equipment function checks	Misinterpretation / Wrong identification / Wrong labeling	Transcription error	Leaked / broken vial / not fit for analysis	Use this choice only when the investigation has yielded no satisfactory explanation
Scheduled maintenance not carried out or out of acceptable range	Dilution error / incorrect pipetting	Registration of wrong method or method change is not updated	Bacterial contamination	
Problem with data processing functions	Time delay between reconstitution and analysis		Perceived survey bias / inappropriate target value	
Faulty standard or other reagent	Calculation error			
Incorrect calibration	Analysis accepted in nonlinear range		Unstable material	
Carry over from previous specimen	Analysis done even though controls were out of range or controls not assayed		Matrix effect incompatible with method	
Result close to the detection limit of method	QC data within acceptable limits but showed trend suggestive of problem with the assay		No comparable peer group	
			Acceptable range too low	
	Sample mix up		Late shipment	
Other method related problem	Other technical problem		Improper package and temperature control	

Note: When all identifiable sources of error have been excluded, a single unacceptable result may be attributed to random error, particularly when the result of repeat analysis is acceptable. In such cases, no corrective action should be taken; as such an action may actually increase the probability of a future unacceptable result.

↓
↓

PARTICIPANT FINAL ASSESSMENT REPORT (SUMMARY)

PT SCHEME: BIOCHEMISTRY



PC-1047

Cycle No	C3
Ref.No.	NEUQAP109
Sample ID	NEUQAP BIO SERUM/2021/7/C3/S7

Report Date : 10/08/2021

Sample : JUL 2021

Peer group

	Parameters	Labs (n)	Lab Value	Unit	Assigned value	SDPA	Um	Z-Score	Remarks
20	SODIUM (ISE, Direct)	8	114.90	mmol/L	138.91	2.93		8.20	Unsatisfactory
21	CREATININE (Dry chemistry)	4	0.93	mg/dL	0.98	0.02		2.39	Questionable
22	UREA (Dry chemistry)	6	15.50	mg/dL	16.65	0.69		1.67	Satisfactory
23	TOTAL PROTEIN (Dry chemistry)	5	4.00	g/dL	3.86	0.10		1.40	Satisfactory
24	POTASSIUM (ISE, Direct)	12	1.93	mmol/L	2.35	0.27		1.53	Satisfactory
25	GLUCOSE (Dry chemistry)	6	108.00	mg/dL	112.50	5.22		0.86	Good
26	CHOLESTEROL (Dry chemistry)	6	89.00	mg/dL	92.33	4.18		0.80	Good
27	TRIGLYCERIDES (Dry chemistry)	5	75.00	mg/dL	74.00	1.50		0.66	Good
28	BILIRUBIN (Dry Chemistry)	6	0.70	mg/dL	0.70	0.04			Good
29	ALBUMIN (Dry chemistry)	6	3.90	g/dL	3.98	0.15		0.57	Good
30	CHLORIDE (ISE, Direct)	7	37.70	mmol/L	42.81	5.33		0.96	Good
31	CALCIUM (Dry chemistry)	5	3.70	mg/dL	3.86	0.33		0.49	Good
32	URIC ACID (Dry chemistry)	5	1.40	mg/dL	1.40	0.13			Good
33	Direct Bilirubin (Dry chemistry)	6	0.10	mg/dL	0.20	0.25		0.40	Good
34	AST (Dry chemistry)	3	29.00	U/L					N/A

Authorised Signatory

* denotes adjusted SDPA as per ISO 13528:2015(E)
SDPA - Standard Deviation for Proficiency Assessment

Dr. Sujay Prasad
Technical Manager and Program coordinator

This report is for use only by the intended participant.

Page 2 of 22





Lab 164803

PRIMA DIAGNOSTICS
#93, 1ST MAIN ROAD, 1ST PHASE, SECTOR A,
BANGALORE
INDIASample Summary Report
Clinical Chemistry (Monthly) ProgramCycle 19
Jul 2020 – Jul 2021
Sample No: 12
Sample Date: 28 Jun 21
Lot No: 211800

Instrument: SENA CORE – ST-100/100B/100C /200

Analyte	Unit	Result	Mean	Z-score	RMZ	Comparator
✓ Chloride	mmol/L	111.9	113	-0.27	-0.07	Peer
✓ Potassium	mmol/L	5.45	5.86	-1.58	-0.90	Peer
✓ Sodium	mmol/L	145.3	150	-1.20	-0.57	Peer

Instrument: VITROS Microslide Series

Analyte	Unit	Result	Mean	Z-score	RMZ	Comparator
✓ Albumin	g/dL	4.8	5.07	-1.76	-0.28	Peer
✓ Alkaline Phosphatase	U/L	345	354	-0.48	0.76	Peer
✓ ALT (ALAT/GPT)	U/L	170	172	-0.32	-0.21	Peer
✓ AST/GOT	U/L	361	343	1.45	0.76	Peer
✓ Bilirubin, Direct	mg/dL	1.8	1.77	0.08	-0.80	Peer
✓ Bilirubin, Indirect/BU	mg/dL	6.1	6.17	-0.27	1.37	Peer
✓ Bilirubin, Total	mg/dL	7.9	8.01	-0.43	-0.10	Peer
✓ Calcium	mg/dL	14.4	15.2	-1.62	0.58	Peer
✓ Cholesterol, HDL	mg/dL	70	72.5	-0.55	0.40	Peer
✓ Cholesterol, Total	mg/dL	358	374	-0.79	0.17	Peer
✓ Creatinine	mg/dL	1.29	1.33	-0.88	0.37	Peer
✓ G-Glutamyltransferase	U/L	449	435	0.98	1.40	Peer
✓ Glucose	mg/dL	132	137	-1.50	-0.71	Peer
▽ Protein, Total	g/dL	7.2	7.62	-2.45	-0.83	Peer
✓ Triglycerides	mg/dL	213	223	-1.23	-0.44	Peer
✓ Urea	mg/dL	170.7	171	-0.04	0.09	Peer
✓ Uric Acid	mg/dL	8.8	8.84	-0.18	-0.79	Peer

Instrument: VITROS Microwell Series

Analyte	Unit	Result	Mean	Z-score	RMZ	Comparator
✓ T3, Total	ng/mL	2.41	2.27	1.27	0.43	Peer
✓ T4, Total	µg/dL	12.3	12.1	0.34	-0.06	Peer
✓ TSH	µIU/mL	19.5	20.0	-0.52	0.41	Peer

Legend: ✓ No Warnings 📄 Missing Result ⓘ Late Results ▽ $2.0 \leq |Z\text{-score}| < 3.0$ ✗ $|Z\text{-score}| \geq 3.0$
 * Amended Result (per participant's request) ⚠ Non-robust determination of Mean and SD

Problem Classification: _____

Corrective Action: _____


Reviewed by: _____

Date: _____



Name : Mr. INTERLAB
COMPARTION -2
Age / Sex : 23 Year(s) / Male
Patient ID : PDY052063
Visit No. : 21YP99164
Ref. Doctor : DR. SELF
Client : Yelahanka

Registered Date : 26/08/2021 02:46 PM
Collected On : 26/08/2021 03:20 PM
Received On : 26/08/2021 03:21 PM
Reported On : 26/08/2021 06:46 PM



Report Type : Final

Test	Results	Units	Biological Reference Range
HEMATOLOGY			
<u>CBC - Complete Blood Count</u>			
<u>CBC</u>			
Haemoglobin - Whole Blood Photometric (SLS Hemoglobin)	15.3	g/dL	13.5-18.0
Red blood cell count - Whole Blood Electrical impedance	4.97	million/cu.mm	4.2-6.5
Hematocrit(PCV) - Whole Blood Electrical impedance	46.1	%	39-54
Mean Corpuscular Volume(MCV) - Whole Blood Calculated from HCT and RBC	92.8	fL	75-95
Mean Corpuscular Hemoglobin(MCH) - Whole Blood Calculated from RBC and Hb	30.8	pg	26-32
Mean Corpuscular Hemoglobin Concentration (MCHC) - Whole Blood Calculated from HCT and Hb	33	g/dL	30-35
Red cell distribution width (RDW)-CV - Whole Blood Calculated	14.3	%	11.6-14.6
Platelet count - Whole Blood Electrical impedance	1.88	lakh/cu.mm	1.50-4.40
Total WBC count - Whole Blood	9400	cells/cu.mm	4000-11000
Absolute Basophil Count - Whole Blood Flow Cytometry	0.10	$10^3 / \mu\text{l}$	0.01-0.05
Absolute Eosinophil Count - Whole Blood Flow Cytometry	1.20	$10^3 / \mu\text{l}$	0.02-0.50
Absolute Lymphocyte Count - Whole Blood	2.40	$10^3 / \mu\text{l}$	1-3

Dr. Shreya Prabhu,
Pathologist
KMC No: 114274



Name : Mr. INTERLAB
COMPARTION -2
Age / Sex : 23 Year(s) / Male
Patient ID : PDY052063
Visit No. : 21YP99164

Ref. Doctor : DR. SELF
Client : Yelahanka

Registered Date : 26/08/2021 02:46 PM
Collected On : 26/08/2021 03:20 PM
Received On : 26/08/2021 03:21 PM
Reported On : 26/08/2021 06:46 PM



Report Type : Final

Flow Cytometry

Absolute Neutrophil Count - Whole Blood 4.90 $10^3 / \mu\text{l}$ 2-7
Flow Cytometry

Absolute Monocyte Count - Whole Blood 0.70 $10^3 / \mu\text{l}$ 0.2-1.0
Flow Cytometry

DIFFERENTIAL COUNT - DC - Whole Blood
Flow Cytometry/Microscopy

Neutrophils 52.5 % 40-75

Lymphocytes 26.1 % 20-45

Monocytes 7.7 % 1-10

Eosinophils **13.0** % 1-6

Basophils 0.7 % 0-1

IMMUNOLOGY

T3 (TOTAL) - Serum 1.59 ng/mL
CLIA
Newborn : 0.7-2.0
< 1 Year: 1.0-2.4
1 - 5 Years : 1.0-2.4
6 - 10 Years: 0.9-2.4
11 - 50 Years: 0.7-2.0
> 50 Years: 0.4-1.8
First Trimester: 0.8-1.9
Second Trimester: 1.0-2.6

SEROLOGY

RAPID PLASMA REAGIN (RPR) / VDRL - Serum
Slide Flocculation

RAPID PLASMA REAGIN RPR / VDRL Non Reactive

Dr. Shreya Prabhu,
Pathologist
KMC-No:114274

A UNIT OF BHIMA LIFESCIENCES LLP

4, "THERINA BLOCK", 17th A Cross, 3 rd Block, Jayanagar, Bangalore - 560 011

080 46382333 | 4638 2222 admin@primadiagnostics.com

Home collection : +91 78294 90000 + 91 78294 93333, Web : www.primadiagnostics.com



Name : Mr. INTERLAB
COMPARTION -2
Age / Sex : 23 Year(s) / Male
Patient ID : PDY052063
Visit No. : 21YP99164

Ref. Doctor : DR. SELF
Client : Yelahanka

Registered Date : 26/08/2021 02:46 PM
Collected On : 26/08/2021 03:20 PM
Received On : 26/08/2021 03:21 PM
Reported On : 26/08/2021 06:46 PM




Report Type : Final

Test	Results	Units	Biological Reference Range
BIOCHEMISTRY			
Alanine Transaminase(ALT/ SGPT) - Serum IFCC without P-5-P	14.0	U/L	0-55
Alkaline Phosphatase - Serum IFCC PNPP	51.0	U/L	Male: 13 - 15 Year(s) : < 750 Both: 0 - 12 Year(s) : < 500 Both: 16 - 120 Year(s) : 40 - 150
Cholesterol Total - Serum CHOD-POD	158.00	mg/dl	Desirable: < 200 Borderline High: 200-239 High: > 240
Gamma-Glutamyl Transferase (GGT) - Serum Gamma--Glutamyl-p-nitroanilide IFCC	<u>9.0</u>	U/L	12-64
HDL Cholesterol - Serum Accelerator selective detergent	42.00	mg/dL	40-60
<u>ELECTROLYTES (Na+, K+, Cl)</u> - Serum ISE indirect			
SODIUM (Na+)	139	mmol/L	135-148
POTASSIUM (K+)	3.9	mmol/L	3.5-5.3
CHLORIDE(Cl-)	106	mmol/L	98-107

-- End of Report --


Kindly correlate clinically. If necessary discuss/repeat

Ramakrishna
Mr. Ramakrishna.B,
Biochemist



Name : Mr. INTERLAB
COMPARTION -1
Ref. Doctor : DR. SELF
Age / Sex : 22 Year(s) / Male
Client : Walk-in
Patient ID : PDY052062
Visit No. : 21YP99163

Registered Date : 26/08/2021 02:42 PM
Collected On : 26/08/2021 02:43 PM
Received On : 26/08/2021 02:43 PM
Reported On : 27/08/2021 12:08 PM



Report Type : Final

Test	Results	Units	Biological Reference Range
HEMATOLOGY			
<u>CBC - Complete Blood Count</u>			
<u>CBC</u>			
Haemoglobin - EDTA Whole Blood Spectrophotometry	15.8	g/dL	13.5-18
Red blood cell count - EDTA Whole Blood RBC Histogram(Volume)	4.8	million/cu.mm	Male: 4.2-6.5 Female: 3.7-5.6
Hematocrit(PCV) - EDTA Whole Blood RBC Pulse Height detection	44.7	%	Male: 39-54 Female: 34-48
Mean Corpuscular Volume(MCV) - EDTA Whole Blood Calculate From RBC Histogram	94.2	fL	75-95
Mean Corpuscular Hemoglobin(MCH) - EDTA Whole Blood Calculated From RBC and HGB	32.0	pg	26-32
Mean Corpuscular Hemoglobin Concentration (MCHC) - EDTA Whole Blood Calculated From HGB and HCT	35.0	g/dL	30-35
Red cell distribution width (RDW)-CV - EDTA Whole Blood Calculated	13.2	%	11.6-14.6
Platelet count - EDTA Whole Blood Platelet Histogram(Volume)	2.05	lakh/cu.mm	1.50-4.40
Total WBC count - EDTA Whole Blood Double Hydrodynamic Sequential System(DHSS)	8880	cells/cu.mm	4000-11000
Absolute Basophil Count - EDTA Whole Blood Flow Cytometry	0.02	10 ³ / μl	0.01-0.05
Absolute Eosinophil Count - EDTA Whole Blood	1.06	cells/cu.mm	0.01-0.50

Dr. Seema Umarji
MBBS MD, Pathologist.
KMC NO:95296

Page 1 / 4

PRIMA DIAGNOSTICS YELAHANKA

A UNIT OF GURURAJGOVIND LIFESCIENCE YELAHANKA LLP

Reg. Office : #93, 1st A Min Road, 1st Phase, A Sector, Yelahanka New Town, Bengaluru - 560064. Tel 080 - 4624 5555

(Head Office : 4/16, 9th Main Road, 3rd Block, Jyannagar, Bengaluru - 560011. Tel : 080 - 46382333)

www.primadiagnostics.com



Name : Mr. INTERLAB COMPARTION -1
 Ref. Doctor : DR. SELF
 Age / Sex : 22 Year(s) / Male
 Client : Walk-in
 Patient ID : PDY052062
 Visit No. : 21YP99163

Registered Date : 26/08/2021 02:42 PM
 Collected On : 26/08/2021 02:43 PM
 Received On : 26/08/2021 02:43 PM
 Reported On : 27/08/2021 12:08 PM



Report Type : Final

Double Hydrodynamic Sequential System(DHSS)

Absolute Lymphocyte Count - EDTA Whole Blood 2.29 cells/cu.mm 1-3
 Blood
 Double Hydrodynamic Sequential System(DHSS)

Absolute Neutrophil Count - EDTA Whole Blood 4.90 $10^3 / \mu\text{l}$ 2-7
 Flow Cytometry

Absolute Monocyte Count - EDTA Whole Blood 0.61 $10^3 / \mu\text{l}$ 0.2-1.0
 Flow Cytometry

DIFFERENTIAL COUNT - DC

Neutrophils - EDTA Whole Blood 55 % 40-75
 DHSS / Microscopy

Lymphocytes - EDTA Whole Blood 26 % 20-45
 DHSS / Microscopy

Monocytes - EDTA Whole Blood 06 % 1-10
 Flow Cytometry/Microscopy

Eosinophils - EDTA Whole Blood 12 % 1-6
 DHSS / Microscopy

Basophils - EDTA Whole Blood 01 % 0-1
 DHSS / Microscopy

BIOCHEMISTRY

Alanine Transaminase(ALT/ SGPT) - Serum 15.0 U/L Adult: < 45
 UV with P-5-P Dry Chemistry

Alkaline Phosphatase - Serum 52.0 U/L 53-128
 Para Nitro Phenyl Phosphate,AMP Buffer Dry Chemistry

Cholesterol Total - Serum 153.0 mg/dl Desirable: < 200
 Cholesterol Oxidase Dry Chemistry BorderLine High: 200-239
 High: >= 240

Seema Umarji

Dr. Seema Umarji
 MBBS MD, Pathologist.
 KMC NO:95296

Page 2 / 4


PRIMA DIAGNOSTICS YELAHANKA

A UNIT OF GURURAJGOVIND LIFESCIENCE YELAHANKA LLP

Reg. Office : #93, 1st A Min Road, 1st Phase, A Sector, Yelahanka New Town, Bengaluru - 560064. Tel 080 - 4624 5555

(Head Office : 4/16, 9th Main Road, 3rd Block, Jayanagar, Bengaluru - 560011. Tel : 080 - 46282333)

www.primadiagnostics.com



Name : Mr. INTERLAB
COMPARTION -1
Ref. Doctor : DR. SELF
Age / Sex : 22 Year(s) / Male
Client : Walk-in
Patient ID : PDY052062
Visit No. : 21YP99163

Registered Date : 26/08/2021 02:42 PM
Collected On : 26/08/2021 02:43 PM
Received On : 26/08/2021 02:43 PM
Reported On : 27/08/2021 12:08 PM



Report Type : Final

Gamma-Glutamyl Transferase (GGT) - Serum 14.0
?-glutamyl-p-nitroanilide Dry Chemistry

U/L

< 55

HDL Cholesterol - Serum
Colorimetric: non HDL Precipitation Method

43.0

mg/dL

Low: < 40.0
High: >= 60.0

ELECTROLYTES (Na+, K+, Cl) - Serum
DIRECT ISE

SODIUM (Na+)

141.5

mmol/L

137-145

POTASSIUM (K+)

3.81

mmol/L

3.5-5.1

CHLORIDE(Cl-)

105.5

mmol/L

98-107

IMMUNOLOGY

T3 (TOTAL) - Serum
Enhanced Chemiluminescence

1.27

ng/mL

Newborn: 0.7-2.0
< 1 Year: 1.0-2.4
1 - 5 Years: 1.0-2.4
6 - 10 Years: 0.9-2.4
11 - 50 Years: 0.7-2.0
> 50 Years: 0.4-1.8
First Trimester: 0.8-1.9
Second Trimester: 1.0-2.6

SEROLOGY

RAPID PLASMA REAGIN (RPR) / VDRL

RAPID PLASMA REAGIN RPR / VDRL - Serum, Non Reactive
Slide Flocculation

INTERPRETATION - Serum Non Reactive

-- End of Report --

Seema Umarji

Dr. Seema Umarji
MBBS MD, Pathologist.
KMC NO:95296

Page 3 / 4


PRIMA DIAGNOSTICS YELAHANKA

A UNIT OF GURURAJGOVIND LIFESCIENCE YELAHANKA LLP

Reg. Office : #93, 1st A Min Road, 1st Phase, A Sector, Yelahanka New Town, Bengaluru - 560064. Tel 080 - 4624 5555

(Head Office : 4/16, 9th Main Road, 3rd Block, Jayanagar, Bengaluru - 560011. Tel : 080 - 46382333)

www.primadiagnostics.com



Name : Mr. INTERLAB
COMPARTION -1
Age / Sex : 22 Year(s) / Male
Patient ID : PDY052062
Visit No. : 21YP99163

Ref. Doctor : DR. SELF
Client : Walk-in

Registered Date : 26/08/2021 02:42 PM
Collected On : 26/08/2021 02:43 PM
Received On : 26/08/2021 02:43 PM
Reported On : 27/08/2021 12:08 PM



Report Type : Final

Kindly correlate clinically. If necessary discuss/repeat



Neu-QAP

(an EXTERNAL QUALITY ASSURANCE PROGRAMME)

PARTICIPANT FINAL ASSESSMENT REPORT (SUMMARY)

PT SCHEME: BIOCHEMISTRY



PC-1047

Cycle No	C3
Ref.No.	NEUQAP109
Sample ID	NEUQAP BIO SERUM/2021/8/C3/S8

Report Date : 09/09/2021

Sample : AUG 2021

Peer group

	Parameters	Labs (n)	Lab Value	Unit	Assigned value	SDPA	Um	Z-Score	Remarks
20	SODIUM (ISE, Direct)	15	135.10	mmol/L	143.98	* 8.22	2.523	1.08	Satisfactory
21	CHLORIDE (ISE, Direct)	8	83.60	mmol/L	103.89	14.87		1.36	Satisfactory
22	HDL-CHOL (Dry chemistry)	5	49.00	mg/dL	56.80	6.77		1.15	Satisfactory
23	Alkaline Phosphatase (Dry chemistry)	5	71.00	U/L	75.40	4.26		1.03	Satisfactory
24	GLUCOSE (Dry chemistry)	7	35.00	mg/dL	35.71	3.04		0.23	Good
25	CHOLESTEROL (Dry chemistry)	7	138.00	mg/dL	137.43	4.48		0.13	Good
26	CREATININE (Dry chemistry)	6	8.30	mg/dL	8.53	0.25		0.93	Good
27	UREA (Dry chemistry)	7	67.90	mg/dL	67.56	0.72		0.47	Good
28	AST (Dry chemistry)	4	50.00	U/L	49.00	1.25		0.80	Good
29	ALT (Dry chemistry)	5	26.00	U/L	33.40	7.52		0.98	Good
30	TOTAL PROTEIN (Dry chemistry)	6	2.60	g/dL	2.58	0.10		0.16	Good
31	ALBUMIN (Dry chemistry)	7	1.90	g/dL	1.90	0.07			Good
32	POTASSIUM (ISE, Direct)	16	2.46	mmol/L	2.45	0.18	0.055	0.07	Good
33	CALCIUM (Dry chemistry)	5	11.50	mg/dL	11.82	0.40		0.80	Good
34	URIC ACID (Dry chemistry)	6	8.80	mg/dL	8.85	0.19		0.27	Good

Authorised Signatory

* denotes adjusted SDPA as per ISO 13528:2015(E)
SDPA - Standard Deviation for Proficiency Assessment

Dr. Sujay Prasad
Technical Manager and Program coordinator

This report is for use only by the intended participant.



PARTICIPANT FINAL ASSESSMENT REPORT (SUMMARY)

PT SCHEME: BIOCHEMISTRY



PC-1047

Cycle No	C3
Ref.No.	NEUQAP109
Sample ID	NEUQAP BIO SERUM/2021/8/C3/S8

Report Date : 09/09/2021

Sample : AUG 2021

Peer group

	Parameters	Labs (n)	Lab Value	Unit	Assigned value	SDPA	Um	Z-Score	Remarks
35	Direct Bilirubin (Dry chemistry)	5	16.00	mg/dL	14.96	1.60		0.65	Good
36	TRIGLYCERIDES (Dry chemistry)	0	159.00	mg/dL					N/A
37	BILIRUBIN (Dry Chemistry)	1	28.80	mg/dL					N/A
38	GGTP (Dry chemistry)	0	121.00	U/L					N/A

Interpretation of z scores is as follows:

| Z score | ≤ 1.0 - Good

| Z score | between 1.0 to 2.0 - Satisfactory

| Z score | between 2.0 to 3.0 - Questionable

| Z score | ≥ 3.0 - Unsatisfactory

* denotes adjusted SDPA as per ISO 13528:2015(E)
SDPA - Standard Deviation for Proficiency Assessment

Authorised Signatory

Dr. Sujay Prasad
Technical Manager and Program coordinator

This report is for use only by the intended participant.

Page 3 of 22



An external quality assurance program from
NEUBERGH ANAND ACADEMY OF LABORATORY MEDICINE PVT.LTD.

Anand Tower, 54, Bowring Hospital Road,
Shivajinagar, Bangalore - 560001
+91-9902277355 · qap@naalm.com · www.naalm.com



Neu-QAP

(an EXTERNAL QUALITY ASSURANCE PROGRAMME)

PARTICIPANT FINAL ASSESSMENT REPORT (SUMMARY)

PT SCHEME:SPECIAL CHEMISTRY



PC-1047

Cycle No	C3
Ref.No.	NEUQAP109
Sample ID	NEUQAP SBIO SERUM/2021/7/C3/S7

Report Date : 10/08/2021

Sample : JUL 2021

All Methods

	Parameters	Labs (n)	Lab Value	Unit	Assigned value	SDPA	Um	Z-Score	Remarks
1	T3	18	0.99	ng/mL	0.33	0.20	0.058	3.38	Unsatisfactory
2	T4	20	0.82	mcg/dl	1.19	0.54	0.151	0.69	Good
3	TSH	22	0.20	mIU/ mL	0.24	0.04	0.012	0.83	Good
4	HbA1c	20	5.60	%	5.59	0.28	0.079	0.04	Good
5	FSH	11	Not Recvd.	mIU/mL	0.49	0.11			N/A
6	PROLACTIN	12	Not Recvd.	ng/mL	1.47	0.18			N/A
7	CPK	12	Not Recvd.	U/L	53.29	4.10			N/A
8	LDH(pyruvate to Lactate)	5	Not Recvd.	U/L	28.80	1.75			N/A
9	MAGNESIUM	11	Not Recvd.	mg/dL	2.12	0.19			N/A
10	PHOSPHORUS	16	Not Recvd.	mg/dL	4.04	0.19	0.060		N/A
11	LH	12	Not Recvd.	mIU/mL	0.60	0.07			N/A
12	Iron	9	Not Recvd.	mcg/dl	26.32	5.19			N/A
13	TIBC	6	Not Recvd.	mcg/dl	59.80	9.78			N/A
14	AMYLASE	12	Not Recvd.	U/L	127.06	6.69			N/A
15	Apo A	4	Not Recvd.	mg/dL	13.50	2.01			N/A
16	Apo B	5	Not Recvd.	mg/dL	12.60	4.76			N/A
17	LDL- Cholesterol	5	Not Recvd.	mg/dL	16.46	1.00			N/A
18	LDH(Lactate to Pyruvate)	9	Not Recvd.	U/L	30.81	2.13			N/A

Authorised Signatory

Dr. Sujay Prasad
Technical Manager and Program coordinator

* denotes adjusted SDPA as per ISO 13528:2015(E)
SDPA - Standard Deviation for Proficiency Assessment

This report is for use only by the intended participant.

