

PARTICIPANT FINAL ASSESSMENT REPORT (SUMMARY)

PT SCHEME:HEMATOLOGY



PC-1047

Cycle No	C3
Ref.No.	NEUQAP109
Sample ID	NEUQAP HEM BLOOD/2021/7/C3/S7

Report Date : 10/08/2021

Sample : JUL 2021

All Methods

	Parameters	Labs (n)	Lab Value	Unit	Assigned value	SDPA	Um	Z-Score	Remarks
1	TOTAL COUNT	42	2.43	10 ³ /c umm	5.57	1.00	0.194	3.12	Unsatisfactory
2	Eosinophils	38	4.70	%	2.93	0.63	0.129	2.78	Questionable
3	HEMOGLOBIN	44	10.90	g/dL	10.69	0.20	0.038	1.03	Satisfactory
4	RBC	45	3.79	10 ⁶ /c umm	3.70	0.06	0.012	1.35	Satisfactory
5	AEC	30	0.11	10 ³ /c umm	0.17	0.04		1.32	Satisfactory
6	Lymphocyte	38	56.60	%	47.05	8.30	1.683	1.15	Satisfactory
7	PLATELET COUNT	42	301.00	10 ³ /c umm	281.90	21.16	4.082	0.90	Good
8	MCV	45	87.90	fl	89.81	2.50	0.466	0.77	Good
9	MCH	44	28.80	pg	28.73	0.62	0.117	0.11	Good
10	MCHC	45	32.80	g/dL	31.94	1.08	0.200	0.80	Good
11	Neutrophils	38	32.90	%	41.65	12.24	2.482	0.72	Good
12	Monocyte	38	5.00	%	5.44	2.30	0.466	0.19	Good
13	Basophils	38	0.80	%	1.32	1.09	0.221	0.47	Good
14	Hematocrit	36	33.30	%	33.37	0.87	0.181	0.08	Good
15	ANC	30	Not Recvd.	10 ³ /c umm	2.49	0.90	0.206		N/A
16	ALC	30	Not Recvd.	10 ³ /c umm	2.63	0.38	0.086		N/A
17	CD4	0	Not Recvd.	cells/dl					N/A

Authorised Signatory

* denotes adjusted SDPA as per ISO 13528:2015(E)
SDPA - Standard Deviation for Proficiency Assessment

Dr. Sujay Prasad
Technical Manager and Program coordinator

This report is for use only by the intended participant.



RCA FORM OF ILC / PT / EQAS OUTLIERS

Department: HEMATOLOGY

Date: 31/08/2021

- 1. Proficiency test exception for: TOTAL WBC COUNT & EOSINOPHIL COUNT
- 2. Proficiency test provider: NEV-QAP
- 3. Proficiency test analyte group:
- 4. Cause for PT exception:

Machine related

5. How did the section investigate the cause:

QC of the day along with 24 hr retention on random sample were analysed & found to be satisfactory

6. What was the status of the internal QC on the day PT initially analysed:

QC passed and within acceptable limits.

7. Category into which the cause will fit into:

- A. Method
- B. Technical
- C. Clerical
- D. Problem with PT material Other
- E. No explanation after investigation

① Yumizen H500 provider was contacted for the same who has provided an explanation for the recurring outliers.

8. Evidence that the problem was corrected successfully:

The certificate is enclosed herewith.

9. Specific corrections taken to prevent the recurrence if possible:

② Interlab comparison done & reports enclosed.

10. Signatures :

Quality manager:

Pathologist:

③ We are also participated with AIIMS PT reports attached

Troubleshooting Guidelines

Method	Technical	Clerical	Problem with PT material	No explanation after investigation
Equipment function checks	Misinterpretation / Wrong identification / Wrong labeling	Transcription error	Leaked / broken vial / not fit for analysis	Use this choice only when the investigation has yielded no satisfactory explanation
Scheduled maintenance not carried out or out of acceptable range	Dilution error / incorrect pipetting	Registration of wrong method or method change is not updated	Bacterial contamination	
Problem with data processing functions	Time delay between reconstitution and analysis		Perceived survey bias / inappropriate target value	
Faulty standard or other reagent	Calculation error			
Incorrect calibration	Analysis accepted in nonlinear range		Unstable material	
Carry over from previous specimen	Analysis done even though controls were out of range or controls not assayed		Matrix effect incompatible with method	
Result close to the detection limit of method	QC data within acceptable limits but showed trend suggestive of problem with the assay		No comparable peer group	
			Acceptable range too low	
	Sample mix up		Late shipment	
Other method related problem	Other technical problem		Improper package and temperature control	

Note: When all identifiable sources of error have been excluded, a single unacceptable result may be attributed to random error, particularly when the result of repeat analysis is acceptable. In such cases, no corrective action should be taken; as such an action may actually increase the probability of a future unacceptable result.

HORIBA

HORIBA India Private Limited

246, Okhla Industrial Estate Phase-III,
New Delhi 110020, India
Tel : +91 (11) 4646 5000 / 4669 5001
Fax : +91 (11) 4646 5020
<https://www.horiba.com>
CIN : U73100DL2006PTC153232

14th, April 2021

To Whom so ever it may concern
Subject: Proficiency Testing

Dear Sir / Madam,

We would like to inform that performance of HORIBA Yumizen 500/550 has been successfully validated on different Proficiency testing programs, including Bio-Rad (EQAS) & Randox (RIQAS) programs. There are large number of users across the globe including India using Bio-Rad (EQAS) & Randox (RIQAS) successfully.

However, we had received few concerns specially with non-correlation of WBC counts from customers enrolled with AIIMS proficiency testing. In Initial investigation we had observed that there are limited Peer group data for HORIBA Yumizen 500/550 which might be reasons for difference in correlation. However, our technical team is working on the same and any development would be shared shortly.

Thank you for your continued trust in HORIBA Medical products & let us know should you need any additional information.



Thanking with Regards



Name : Mr. INTERLAB
COMPARTION -2
Age / Sex : 23 Year(s) / Male
Patient ID : PDY052063
Visit No. : 21YP99164
Ref. Doctor : DR. SELF
Client : Yelahanka

Registered Date : 26/08/2021 02:46 PM
Collected On : 26/08/2021 03:20 PM
Received On : 26/08/2021 03:21 PM
Reported On : 26/08/2021 06:46 PM



Report Type : Final

Test	Results	Units	Biological Reference Range
<u>HEMATOLOGY</u>			
<u>CBC - Complete Blood Count</u>			
<u>CBC</u>			
Haemoglobin - Whole Blood Photometric (SLS Hemoglobin)	15.3	g/dL	13.5-18.0
Red blood cell count - Whole Blood Electrical impedance	4.97	million/cu.mm	4.2-6.5
Hematocrit(PCV) - Whole Blood Electrical impedance	46.1	%	39-54
Mean Corpuscular Volume(MCV) - Whole Blood Calculated from HCT and RBC	92.8	fL	75-95
Mean Corpuscular Hemoglobin(MCH) - Whole Blood Calculated from RBC and Hb	30.8	pg	26-32
Mean Corpuscular Hemoglobin Concentration (MCHC) - Whole Blood Calculated from HCT and Hb	33	g/dL	30-35
Red cell distribution width (RDW)-CV - Whole Blood Calculated	14.3	%	11.6-14.6
Platelet count - Whole Blood Electrical impedance	1.88	lakh/cu.mm	1.50-4.40
Total WBC count - Whole Blood	9400	cells/cu.mm	4000-11000
Absolute Basophil Count - Whole Blood Flow Cytometry	<u>0.10</u>	10 ³ / μl	0.01-0.05
Absolute Eosinophil Count - Whole Blood Flow Cytometry	<u>1.20</u>	10 ³ / μl	0.02-0.50
Absolute Lymphocyte Count - Whole Blood	2.40	10 ³ / μl	1-3

Dr. Shreya Prabhu,
Pathologist
KMC-No:114274

A UNIT OF BHIMA LIFESCIENCES LLP

4, "THERINA BLOCK", 17th A Cross, 3 rd Block, Jayanagar, Bangalore - 560 011

☎ 080 46382333 | 4638 2222 ✉ admin@primadiagnostics.com

Home collection : +91 78294 90000 + 91 78294 93333, Web : www.primadiagnostics.com



Name : Mr. INTERLAB COMPARTION -2 Ref. Doctor : DR. SELF Registered Date : 26/08/2021 02:46 PM
Age / Sex : 23 Year(s) / Male Client : Yelahanka Collected On : 26/08/2021 03:20 PM
Patient ID : PDY052063 Received On : 26/08/2021 03:21 PM
Visit No. : 21YP99164 Reported On : 26/08/2021 06:46 PM



Report Type : Final

Flow Cytometry

Absolute Neutrophil Count - Whole Blood 4.90 $10^3 / \mu\text{l}$ 2-7
Flow Cytometry

Absolute Monocyte Count - Whole Blood 0.70 $10^3 / \mu\text{l}$ 0.2-1.0
Flow Cytometry

DIFFERENTIAL COUNT - DC - Whole Blood
Flow Cytometry/Microscopy

Neutrophils 52.5 % 40-75

Lymphocytes 26.1 % 20-45

Monocytes 7.7 % 1-10

Eosinophils **13.0** % 1-6

Basophils 0.7 % 0-1

IMMUNOLOGY

T3 (TOTAL) - Serum 1.59 ng/mL
CLIA
Newborn : 0.7-2.0
< 1 Year: 1.0-2.4
1 - 5 Years : 1.0-2.4
6 - 10 Years: 0.9-2.4
11 - 50 Years: 0.7-2.0
> 50 Years: 0.4-1.8
First Trimester: 0.8-1.9
Second Trimester: 1.0-2.6

SEROLOGY

RAPID PLASMA REAGIN (RPR) / VDRL - Serum
Slide Flocculation

RAPID PLASMA REAGIN RPR / VDRL Non Reactive

Dr. Shreya Prabhu,
Pathologist
KMC No: 114274

A UNIT OF BHIMA LIFESCIENCES LLP

4, "THERINA BLOCK", 17th A Cross, 3 rd Block, Jayanagar, Bangalore - 560 011

☎ 080 46382333 | 4638 2222 ✉ admin@primadiagnostics.com

Home collection : +91 78294 90000 + 91 78294 93333, Web : www.primadiagnostics.com



Name : Mr. INTERLAB
COMPARTION -2
Age / Sex : 23 Year(s) / Male
Patient ID : PDY052063
Visit No. : 21YP99164

Ref. Doctor : DR. SELF
Client : Yelahanka

Registered Date : 26/08/2021 02:46 PM
Collected On : 26/08/2021 03:20 PM
Received On : 26/08/2021 03:21 PM
Reported On : 26/08/2021 06:46 PM




Report Type : Final

Test	Results	Units	Biological Reference Range
BIOCHEMISTRY			
Alanine Transaminase(ALT/ SGPT) - Serum IFCC without P-5-P	14.0	U/L	0-55
Alkaline Phosphatase - Serum IFCC PNPP	51.0	U/L	Male: 13 - 15 Year(s) : < 750 Both: 0 - 12 Year(s) : < 500 Both: 16 - 120 Year(s) : 40 - 150
Cholesterol Total - Serum CHOD-POD	158.00	mg/dl	Desirable: < 200 Borderline High: 200-239 High: > 240
Gamma-Glutamyl Transferase (GGT) - Serum Gamma-Glutamyl-p-nitroanilide IFCC	<u>9.0</u>	U/L	12-64
HDL Cholesterol - Serum Accelerator selective detergent	42.00	mg/dL	40-60
<u>ELECTROLYTES (Na+, K+, Cl)</u> - Serum ISE indirect			
SODIUM (Na+)	139	mmol/L	135-148
POTASSIUM (K+)	3.9	mmol/L	3.5-5.3
CHLORIDE(Cl-)	106	mmol/L	98-107

-- End of Report --

Kindly correlate clinically. If necessary discuss/repeat

Ramakrishna
Mr. Ramakrishna.B,
Biochemist



Name : Mr. INTERLAB COMPARTION -1
 Age / Sex : 22 Year(s) / Male
 Patient ID : PDY052062
 /visit No. : 21YP99163

Ref. Doctor : DR. SELF
 Client : Walk-in

Registered Date : 26/08/2021 02:42 PM
 Collected On : 26/08/2021 02:43 PM
 Received On : 26/08/2021 02:43 PM
 Reported On : 27/08/2021 12:08 PM



Report Type : Final

Test	Results	Units	Biological Reference Range
HEMATOLOGY			
<u>CBC - Complete Blood Count</u>			
<u>CBC</u>			
Haemoglobin - EDTA Whole Blood Spectrophotometry	15.8	g/dL	13.5-18
Red blood cell count - EDTA Whole Blood RBC Histogram(Volume)	4.8	million/cu.mm	Male: 4.2-6.5 Female: 3.7-5.6
Hematocrit(PCV) - EDTA Whole Blood RBC Pulse Height detection	44.7	%	Male: 39-54 Female: 34-48
Mean Corpuscular Volume(MCV) - EDTA Whole Blood Calculate From RBC Histogram	94.2	fL	75-95
Mean Corpuscular Hemoglobin(MCH) - EDTA Whole Blood Calculated From RBC and HGB	32.0	pg	26-32
Mean Corpuscular Hemoglobin Concentration (MCHC) - EDTA Whole Blood Calculated From HGB and HCT	35.0	g/dL	30-35
Red cell distribution width (RDW)-CV - EDTA Whole Blood Calculated	13.2	%	11.6-14.6
Platelet count - EDTA Whole Blood Platelet Histogram(Volume)	2.05	lakh/cu.mm	1.50-4.40
Total WBC count - EDTA Whole Blood Double Hydrodynamic Sequential System(DHSS)	8880	cells/cu.mm	4000-11000
Absolute Basophil Count - EDTA Whole Blood Flow Cytometry	0.02	10 ³ / µl	0.01-0.05
Absolute Eosinophil Count - EDTA Whole Blood	1.06	cells/cu.mm	0.01-0.50

Seema Umarji

Dr. Seema Umarji
 MBBS MD, Pathologist.
 KMC NO:95296

Page 1 / 4


PRIMA DIAGNOSTICS YELAHANKA

A UNIT OF GURURAJGOVIND LIFESCIENCE YELAHANKA LLP

Reg. Office : #93, 1st A Min Road, 1st Phase, A Sector, Yelahanka New Town, Bengaluru - 560064. Tel 080 - 4624 5555

(Head Office : 4/16, 9th Main Road, 3rd Block, Jaynagar, Bengaluru - 560011. Tel : 080 - 46382333)

www.primadiagnostics.com



Name : Mr. INTERLAB COMPARTION -1
 Age / Sex : 22 Year(s) / Male
 Patient ID : PDY052062
 Visit No. : 21YP99163

Ref. Doctor : DR. SELF
 Client : Walk-in

Registered Date : 26/08/2021 02:42 PM
 Collected On : 26/08/2021 02:43 PM
 Received On : 26/08/2021 02:43 PM
 Reported On : 27/08/2021 12:08 PM



Report Type : Final

Double Hydrodynamic Sequential System(DHSS)

Absolute Lymphocyte Count - EDTA Whole Blood 2.29 cells/cu.mm 1-3
 Blood
 Double Hydrodynamic Sequential System(DHSS)

Absolute Neutrophil Count - EDTA Whole Blood 4.90 $10^3 / \mu\text{l}$ 2-7
 Flow Cytometry

Absolute Monocyte Count - EDTA Whole Blood 0.61 $10^3 / \mu\text{l}$ 0.2-1.0
 Flow Cytometry

DIFFERENTIAL COUNT - DC

Neutrophils - EDTA Whole Blood 55 % 40-75
 DHSS / Microscopy

Lymphocytes - EDTA Whole Blood 26 % 20-45
 DHSS / Microscopy

Monocytes - EDTA Whole Blood 06 % 1-10
 Flow Cytometry/Microscopy

Eosinophils - EDTA Whole Blood 12 % 1-6
 DHSS / Microscopy

Basophils - EDTA Whole Blood 01 % 0-1
 DHSS / Microscopy

BIOCHEMISTRY

Alanine Transaminase(ALT/ SGPT) - Serum 15.0 U/L Adult: < 45
 UV with P-5-P Dry Chemistry

Alkaline Phosphatase - Serum 52.0 U/L 53-128
 Para Nitro Phenyl Phosphate,AMP Buffer Dry Chemistry

Cholesterol Total - Serum 153.0 mg/dl
 Cholesterol Oxidase Dry Chemistry
 Desirable: < 200
 BorderLine High: 200-239
 High: >= 240

Seema Umarji

Dr. Seema Umarji
 MBBS MD, Pathologist.
 KMC NO:95296

Page 2 / 4


PRIMA DIAGNOSTICS YELAHANKA

A UNIT OF GURURAJGOVIND LIFESCIENCE YELAHANKA LLP

Reg. Office : #93, 1st A Min Road, 1st Phase, A Sector, Yelahanka New Town, Bengaluru - 560064. Tel 080 - 4624 5555

(Head Office : 4/16, 9th Main Road, 3rd Block, Jayanagar, Bengaluru - 560011. Tel : 080 - 46382333)

www.primadiagnostics.com



Name : Mr. INTERLAB
 COMPARTION -1
 Ref. Doctor : DR. SELF
 Age / Sex : 22 Year(s) / Male
 Client : Walk-in
 Patient ID : PDY052062
 Visit No. : 21YP99163

Registered Date : 26/08/2021 02:42 PM
 Collected On : 26/08/2021 02:43 PM
 Received On : 26/08/2021 02:43 PM
 Reported On : 27/08/2021 12:08 PM



Report Type : Final

Gamma-Glutamyl Transferase (GGT) - Serum ?-glutamyl-p-nitroanilide Dry Chemistry	14.0	U/L	< 55
HDL Cholesterol - Serum Colorimetric: non HDL Precipitation Method	43.0	mg/dL	Low: < 40.0 High: >= 60.0
<u>ELECTROLYTES (Na+, K+, Cl)</u> - Serum			
DIRECT ISE			
SODIUM (Na+)	141.5	mmol/L	137-145
POTASSIUM (K+)	3.81	mmol/L	3.5-5.1
CHLORIDE(Cl-)	105.5	mmol/L	98-107
<u>IMMUNOLOGY</u>			
T3 (TOTAL) - Serum Enhanced Chemiluminescence	1.27	ng/mL	Newborn: 0.7-2.0 < 1 Year: 1.0-2.4 1 - 5 Years: 1.0-2.4 6 - 10 Years: 0.9-2.4 11 - 50 Years: 0.7-2.0 > 50 Years: 0.4-1.8 First Trimester: 0.8-1.9 Second Trimester: 1.0-2.6

SEROLOGY

RAPID PLASMA REAGIN (RPR) / VDRL

RAPID PLASMA REAGIN RPR / VDRL - Serum, Non Reactive
 Slide Flocculation

INTERPRETATION - Serum Non Reactive

-- End of Report --

Seema Umarji

Dr. Seema Umarji
 MBBS MD, Pathologist.
 KMC NO:95296


PRIMA DIAGNOSTICS YELAHANKA

A UNIT OF GURURAJGOVIND LIFESCIENCE YELAHANKA LLP

Reg. Office : #93, 1st A Min Road, 1st Phase, A Sector, Yelahanka New Town, Bengaluru - 560064. Tel 080 - 4624 5555

(Head Office : 4/1G, 9th Main Road, 3rd Block, Jayanagar, Bengaluru - 560011. Tel : 080 - 46382333)

www.primadiagnostics.com



Name : Mr. INTERLAB
COMPARTION -1
Age / Sex : 22 Year(s) / Male
Patient ID : PDY052062
Visit No. : 21YP99163

Ref. Doctor : DR. SELF
Client : Walk-in

Registered Date : 26/08/2021 02:42 PM
Collected On : 26/08/2021 02:43 PM
Received On : 26/08/2021 02:43 PM
Reported On : 27/08/2021 12:08 PM



Report Type : Final

Kindly correlate clinically. If necessary discuss/repeat



Neu-QAP

(an EXTERNAL QUALITY ASSURANCE PROGRAMME)

PARTICIPANT FINAL ASSESSMENT REPORT (SUMMARY)

PT SCHEME:HEMATOLOGY



PC-1047

Cycle No	C3
Ref.No.	NEUQAP109
Sample ID	NEUQAP HEM BLOOD/2021/8/C3/S8

Report Date : 09/09/2021

Sample : AUG 2021

All Methods

	Parameters	Labs (n)	Lab Value	Unit	Assigned value	SDPA	Um	Z-Score	Remarks
1	HEMOGLOBIN	45	13.80	g/dL	13.14	0.27	0.051	2.42	Questionable
2	MCH	45	32.80	pg	30.88	0.78	0.146	2.45	Questionable
3	PLATELET COUNT	42	197.00	10 ³ /c umm	218.93	15.93	3.073	1.38	Satisfactory
4	TOTAL COUNT	43	4.60	10 ³ /c umm	6.93	1.38	0.262	1.70	Satisfactory
5	MCHC	45	35.40	g/dL	33.59	1.24	0.231	1.46	Satisfactory
6	AEC	29	0.20	10 ³ /c umm	0.37	0.13		1.38	Satisfactory
7	Basophils	38	0.50	%	1.36	0.79	0.160	1.09	Satisfactory
8	RBC	45	4.21	10 ⁶ /c umm	4.24	0.07	0.013	0.47	Good
9	MCV	45	92.40	fl	91.81	2.31	0.431	0.25	Good
10	Neutrophils	38	36.40	%	37.46	11.77	2.387	0.09	Good
11	Lymphocyte	38	55.50	%	51.02	10.05	2.037	0.45	Good
12	Monocyte	38	2.20	%	3.51	1.91	0.386	0.69	Good
13	Eosinophils	38	4.40	%	4.96	1.13	0.229	0.50	Good
14	Hematocrit	36	38.90	%	39.16	1.26	0.262	0.21	Good
15	ANC	28	Not Recvd.	10 ³ /c umm	3.05	1.01	0.237		N/A
16	ALC	28	Not Recvd.	10 ³ /c umm	3.51	0.38	0.089		N/A
17	CD4	0	Not Recvd.	cells/dl					N/A

Authorised Signatory

Dr. Sujay Prasad
Technical Manager and Program coordinator

* denotes adjusted SDPA as per ISO 13528:2015(E)
SDPA - Standard Deviation for Proficiency Assessment

Page 1 of 21

This report is for use only by the intended participant.



An external quality assurance program from
NEUBERGER ANAND ACADEMY OF LABORATORY MEDICINE PVT.LTD.

Anand Tower, 54, Bowring Hospital Road,
Shivajinagar, Bangalore - 560001
+91-9902277355 · qa@naalm.com · www.naalm.com

PARTICIPANT FINAL ASSESSMENT REPORT (SUMMARY)

PT SCHEME:HEMATOLOGY



PC-1047

Cycle No	C3
Ref.No.	NEUQAP109
Sample ID	NEUQAP HEM BLOOD/2021/8/C3/S8

Report Date : 09/09/2021

Sample : AUG 2021

Peer group

	Parameters	Labs (n)	Lab Value	Unit	Assigned value	SDPA	Um	Z-Score	Remarks
18	MCH (Automated cell counter)	34	32.80	pg	30.99	0.87	0.187	2.07	Questionable
19	HEMOGLOBIN (Photometric method)	4	13.80	g/dL	13.40	0.31		1.28	Satisfactory
20	PLATELET COUNT (Automated cell counter)	6	197.00	10 ³ /c umm	221.00	19.63		1.22	Satisfactory
21	TOTAL COUNT (Automated cell counter)	8	4.60	10 ³ /c umm	6.75	1.56		1.38	Satisfactory
22	MCHC (Automated cell counter)	45	35.40	g/dL	33.59	1.24	0.231	1.46	Satisfactory
23	AEC (Automated Cell counter)	19	0.20	10 ³ /c umm	0.39	0.15		1.27	Satisfactory
24	Basophils (Automated Cell counter)	33	0.50	%	1.30	0.80	0.174	1.01	Satisfactory
25	RBC (Automated cell counter)	30	4.21	10 ⁶ /c umm	4.23	0.07	0.015	0.23	Good
26	MCV (Automated cell counter)	42	92.40	fl	91.77	2.23	0.431	0.28	Good
27	Neutrophils (Automated Cell counter)	33	36.40	%	36.53	12.66	2.755	0.01	Good
28	Lymphocyte (Automated Cell counter)	33	55.50	%	52.01	11.06	2.406	0.32	Good
29	Monocyte (Automated Cell counter)	33	2.20	%	3.40	1.91	0.416	0.63	Good
30	Eosinophils (Automated Cell counter)	33	4.40	%	5.06	1.18	0.257	0.56	Good
31	Hematocrit (Automated Cell counter)	35	38.90	%	39.12	1.26	0.265	0.18	Good

Authorized Signatory

Sujay Prasad
Technical Manager and Program coordinator* denotes adjusted SDPA as per ISO 13528:2015(E)
SDPA - Standard Deviation for Proficiency Assessment

Page 2 of 21

This report is for use only by the intended participant.