

Analyte Methodwise Qualitative Result Report

Lab No.: 560
 Lab Name : DR SR PATHOLOGY LAB
 Report Date : 19/07/2021

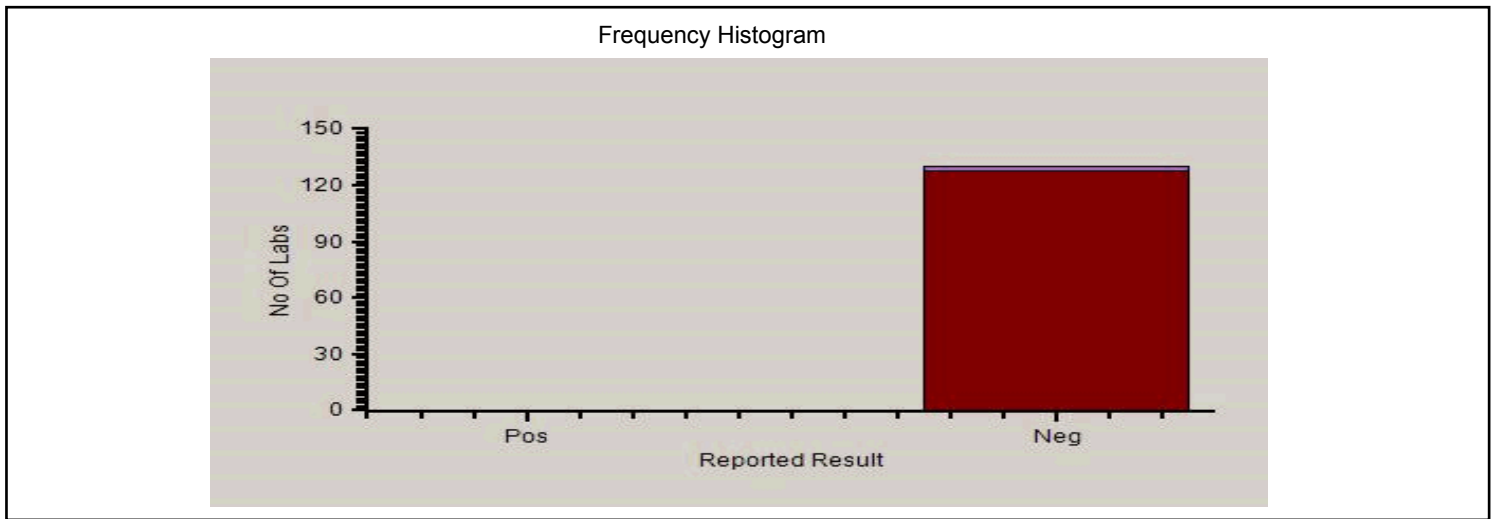
Cycle No : 210207
 Sample No : 1
 Sample Date : 01-07-2021

Qualitative Immunoassay,Dengue NS 1, -

	N
■ All Methods	130
■ Immunochromatography	117
■ Manual	128

Your Result	Negative
Result Expected	Neg

Note : # is an indication that this parameter has not been evaluated



Reported Results Legends :-

Pos	: Positive
Eq	: Equivocal
BL	: Borderline
Neg	: Negative



PC-1022

Analyte Methodwise Qualitative Result Report

Lab No.: 560
Lab Name : DR SR PATHOLOGY LAB
Report Date : 19/07/2021

Cycle No : 210207
Sample No : 1
Sample Date : 01-07-2021

Comments :



PC-1022

Analyte Methodwise Qualitative Result Report

Lab No.: 560
 Lab Name : DR SR PATHOLOGY LAB
 Report Date : 19/07/2021

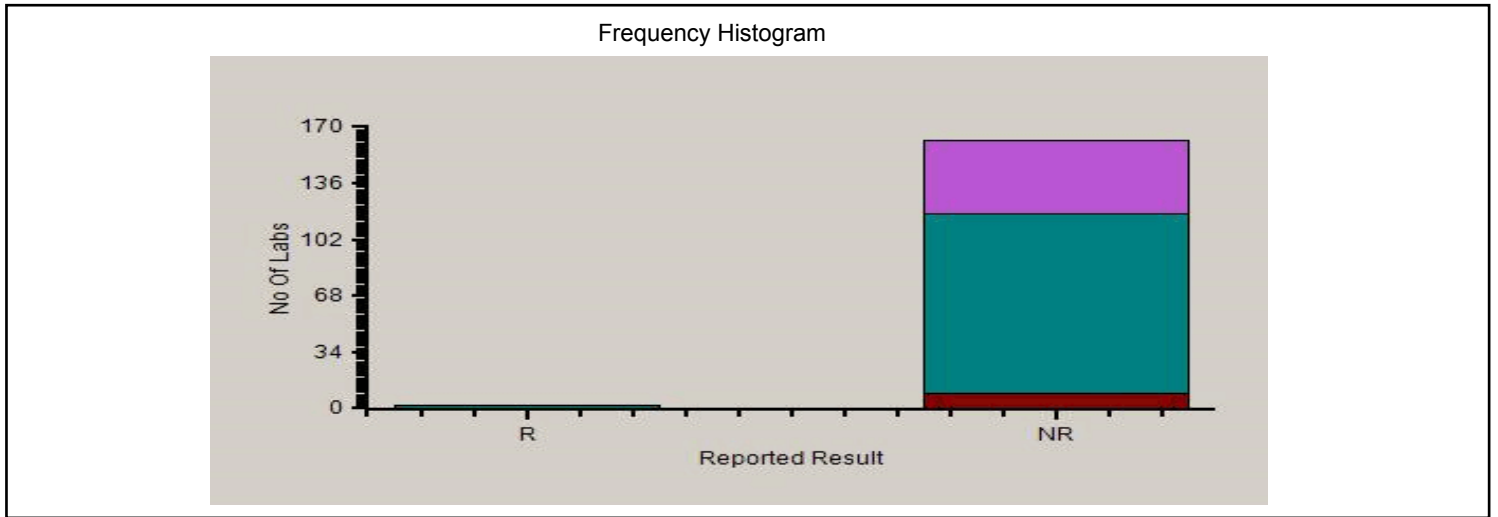
Cycle No : 210207
 Sample No : 1
 Sample Date : 01-07-2021

Qualitative Immunoassay,HBsAg, -

	N
■ All Methods	164
■ Immunochromatography	120
■ J Mitra	9

Your Result	Non-reactive
Result Expected	NR

Note : # is an indication that this parameter has not been evaluated



Reported Results Legends :-	
R	: Reactive
NR	: Non-reactive
Eq	: Equivocal



PC-1022

Analyte Methodwise Qualitative Result Report

Lab No.: 560
Lab Name : DR SR PATHOLOGY LAB
Report Date : 19/07/2021

Cycle No : 210207
Sample No : 1
Sample Date : 01-07-2021

Comments :



PC-1022

Analyte Methodwise Qualitative Result Report

Lab No.: 560
 Lab Name : DR SR PATHOLOGY LAB
 Report Date : 19/07/2021

Cycle No : 210207
 Sample No : 1
 Sample Date : 01-07-2021

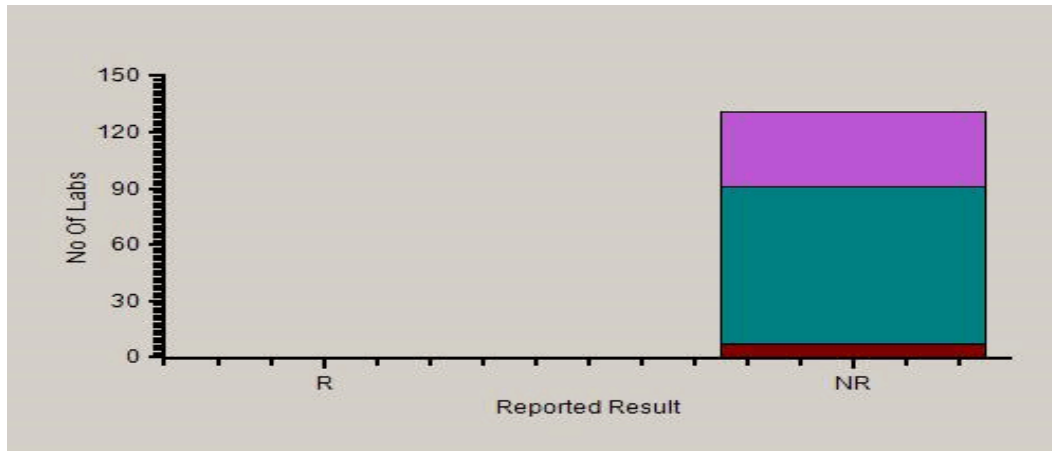
Qualitative Immunoassay,HCV, Nil

	N
 All Methods	131
 Immunochromatography	91
 J Mitra	7

Your Result	Non-reactive
Result Expected	NR

Note : # is an indication that this parameter has not been evaluated

Frequency Histogram



Reported Results Legends :-	
R	: Reactive
NR	: Non-reactive
Eq	: Equivocal



PC-1022

Analyte Methodwise Qualitative Result Report

Lab No.: 560
Lab Name : DR SR PATHOLOGY LAB
Report Date : 19/07/2021

Cycle No : 210207
Sample No : 1
Sample Date : 01-07-2021

Comments :



PC-1022

Analyte Methodwise Qualitative Result Report

Lab No.: 560
 Lab Name : DR SR PATHOLOGY LAB
 Report Date : 19/07/2021

Cycle No : 210207
 Sample No : 1
 Sample Date : 01-07-2021

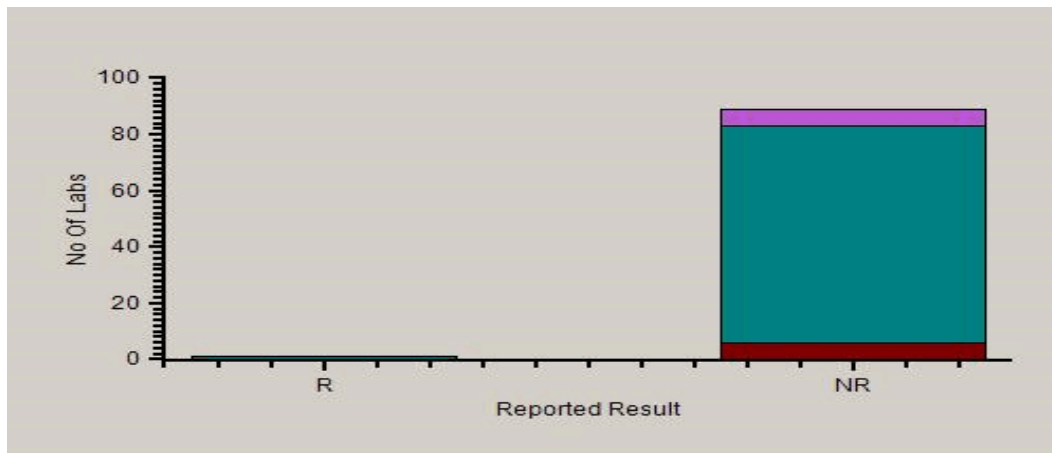
Qualitative Immunoassay,HIV Ab, -

	N
 All Methods	90
 Immunochromatography	84
 J Mitra	6

Your Result	Non-reactive
Result Expected	NR

Note : # is an indication that this parameter has not been evaluated

Frequency Histogram



Reported Results Legends :-	
R	: Reactive
NR	: Non-reactive
Eq	: Equivocal
Indet	: Indeterminate



PC-1022

Analyte Methodwise Qualitative Result Report

Lab No.: 560
Lab Name : DR SR PATHOLOGY LAB
Report Date : 19/07/2021

Cycle No : 210207
Sample No : 1
Sample Date : 01-07-2021

Comments :



PC-1022

Analyte Methodwise Qualitative Result Report

Lab No.: 560
 Lab Name : DR SR PATHOLOGY LAB
 Report Date : 19/07/2021

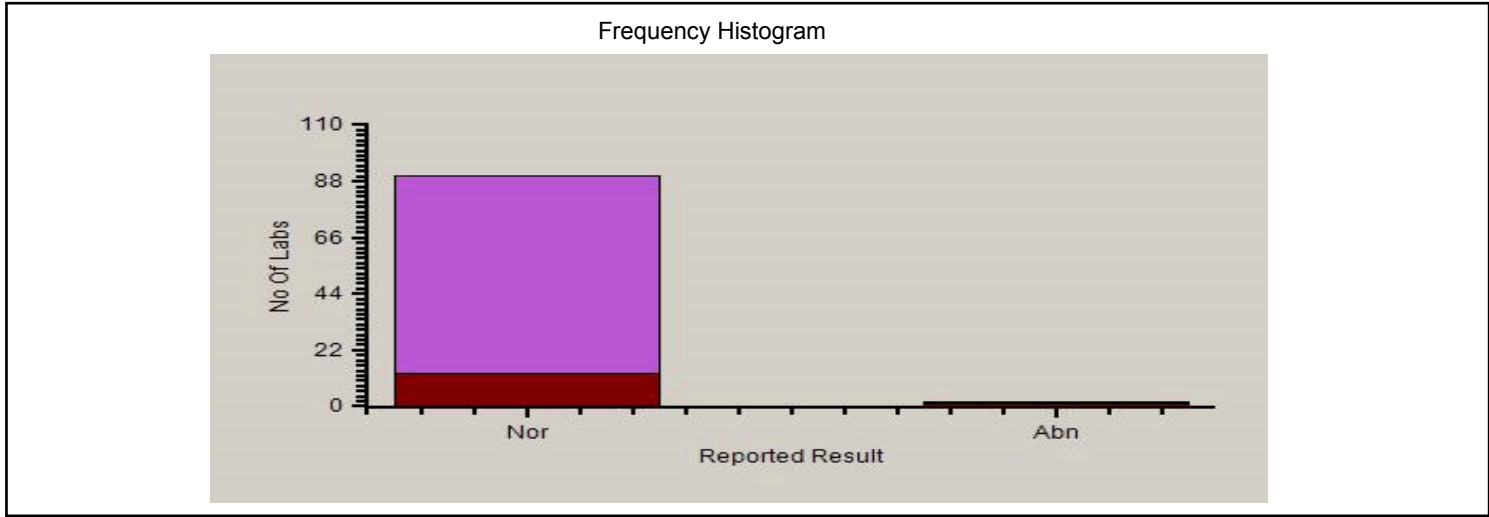
Cycle No : 210207
 Sample No : 1
 Sample Date : 01-07-2021

Qualitative Immunoassay,Rheumatoid Factor, IU/mL

	N
 All Methods	92
 Immunonephelometric	9
 Mispa i2	14

Your Result	Normal
Result Expected	Nor

Note : # is an indication that this parameter has not been evaluated



Reported Results Legends :-	
Eq	: Equivocal
Nor	: Normal
Abn	: Abnormal



PC-1022

Analyte Methodwise Qualitative Result Report

Lab No.: 560
Lab Name : DR SR PATHOLOGY LAB
Report Date : 19/07/2021

Cycle No : 210207
Sample No : 1
Sample Date : 01-07-2021

Comments :



PC-1022

Analyte Methodwise Qualitative Result Report

Lab No.: 560
 Lab Name : DR SR PATHOLOGY LAB
 Report Date : 19/07/2021

Cycle No : 210207
 Sample No : 1
 Sample Date : 01-07-2021

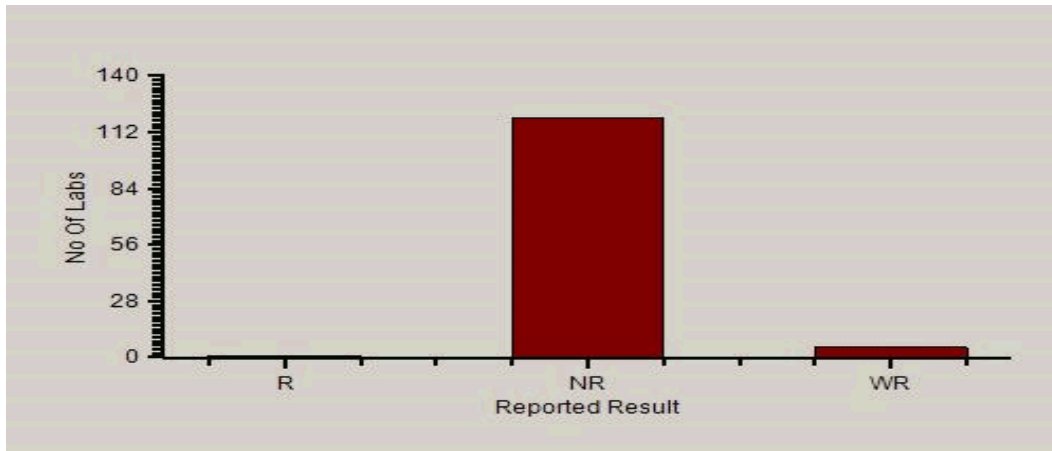
Qualitative Immunoassay,RPR, -

	N
 All Methods	125
 Immunochromatography	50
 Manual	125

Your Result	Non-reactive
Result Expected	NR

Note : # is an indication that this parameter has not been evaluated

Frequency Histogram



Reported Results Legends :-	
R	: Reactive
NR	: Non-reactive
WR	: Weak Reactive



PC-1022

Analyte Methodwise Qualitative Result Report

Lab No.: 560
Lab Name : DR SR PATHOLOGY LAB
Report Date : 19/07/2021

Cycle No : 210207
Sample No : 1
Sample Date : 01-07-2021

Comments :



PC-1022

Analyte Methodwise Qualitative Result Report

Lab No.: 560
 Lab Name : DR SR PATHOLOGY LAB
 Report Date : 19/07/2021

Cycle No : 210207
 Sample No : 1
 Sample Date : 01-07-2021

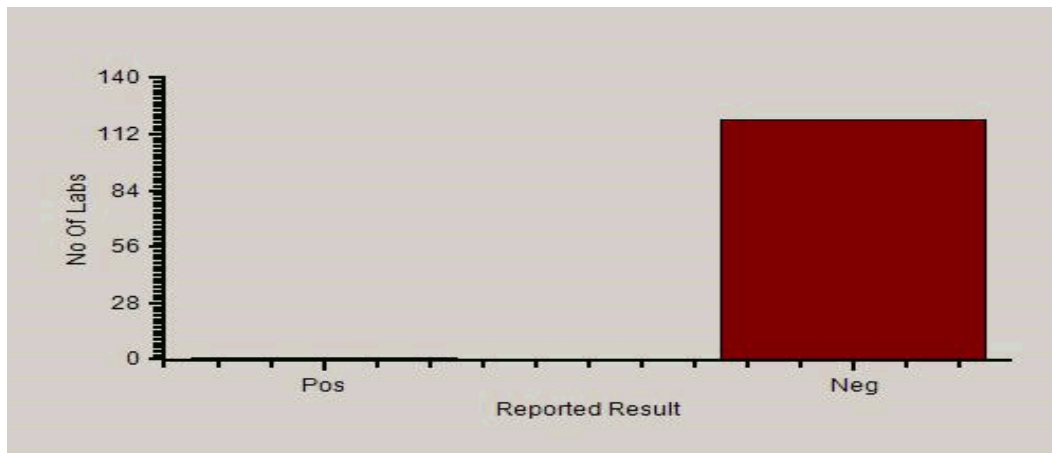
Qualitative Immunoassay, Typhidot IgM, -

	N
■ All Methods	120
■ Immunochromatography	119
■ Manual	120

Your Result	Negative
Result Expected	Neg

Note : # is an indication that this parameter has not been evaluated

Frequency Histogram



Reported Results Legends :-	
Pos	: Positive
Neg	: Negative

Comments :



PC-1022

Analyte Methodwise Qualitative Result Report

Lab No.: 560
Lab Name : DR SR PATHOLOGY LAB
Report Date : 19/07/2021

Cycle No : 210207
Sample No : 1
Sample Date : 01-07-2021



PC-1022

Analyte Methodwise Qualitative Result Report

Lab No.: 560
 Lab Name : DR SR PATHOLOGY LAB
 Report Date : 19/07/2021

Cycle No : 210207
 Sample No : 1
 Sample Date : 01-07-2021

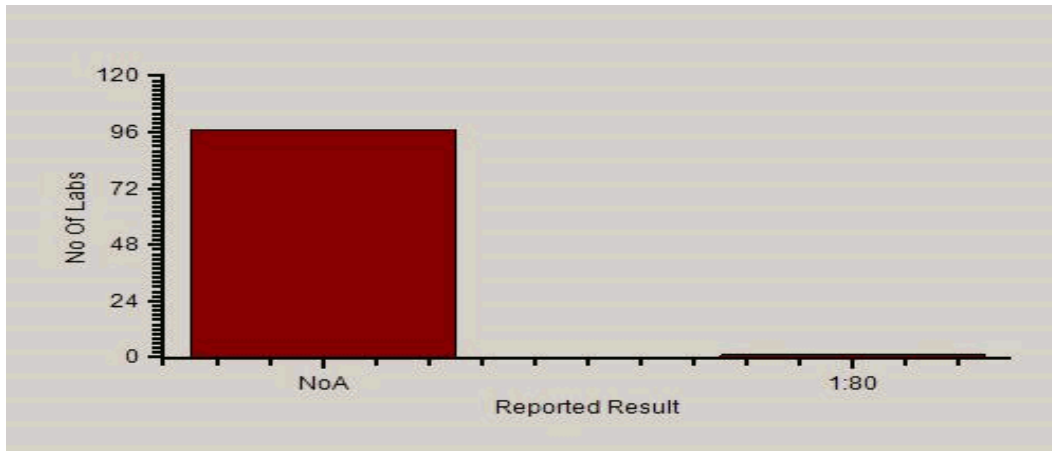
Qualitative Immunoassay,Widal test - Typhi H antigen (TH), -

	N
 All Methods	98
 Slide Agglutination	73
 Manual	98

Your Result	No Agglutination
Result Expected	NoA

Note : # is an indication that this parameter has not been evaluated

Frequency Histogram



PC-1022

Analyte Methodwise Qualitative Result Report

Lab No.: 560
Lab Name : DR SR PATHOLOGY LAB
Report Date : 19/07/2021

Cycle No : 210207
Sample No : 1
Sample Date : 01-07-2021

Reported Results Legends :-

NoA	:	No Agglutination
1:80	:	1:80
1:160	:	1:160
1:320	:	1:320
1:640	:	1:640
>1:640	:	>1:640

Comments :



PC-1022

Analyte Methodwise Qualitative Result Report

Lab No.: 560
 Lab Name : DR SR PATHOLOGY LAB
 Report Date : 19/07/2021

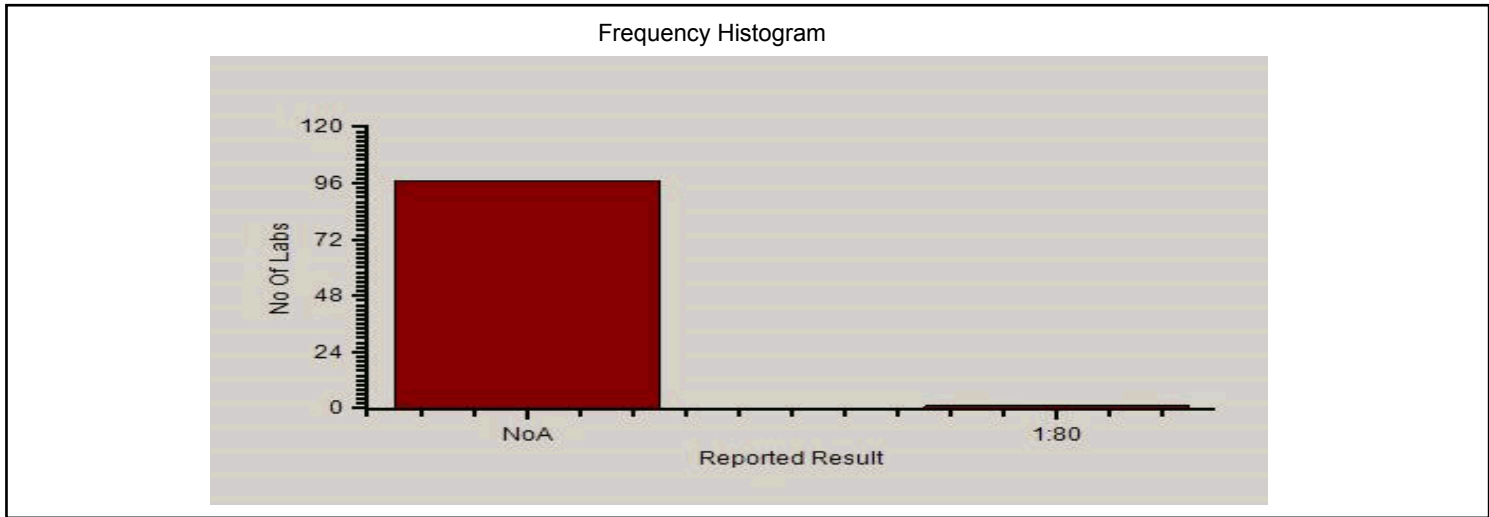
Cycle No : 210207
 Sample No : 1
 Sample Date : 01-07-2021

Qualitative Immunoassay,Widal test - Typhi O antigen (TO), -

	N
■ All Methods	98
■ Slide Agglutination	73
■ Manual	98

Your Result	No Agglutination
Result Expected	NoA

Note : # is an indication that this parameter has not been evaluated



PC-1022

Analyte Methodwise Qualitative Result Report


Lab No.: 560
Lab Name : DR SR PATHOLOGY LAB
Report Date : 19/07/2021

Cycle No : 210207
Sample No : 1
Sample Date : 01-07-2021

Reported Results Legends :-

NoA	:	No Agglutination
1:80	:	1:80
1:160	:	1:160
1:320	:	1:320
1:640	:	1:640
>1:640	:	>1:640

Comments :



Dr Puneet Kumar Nigam
PT coordinator & Technical Manager, MHL EQAS
Unit No. 409-416.
Commercial Building - 1A,
Kohinoor Mall, Kiroi Road, Kurla (W),
Mumbai - 400070



PC-1022

This is a computer generated report hence signature is not required

Analyte Methodwise Qualitative Result Report

Lab No.: 560
 Lab Name : DR SR PATHOLOGY LAB
 Report Date : 19/07/2021

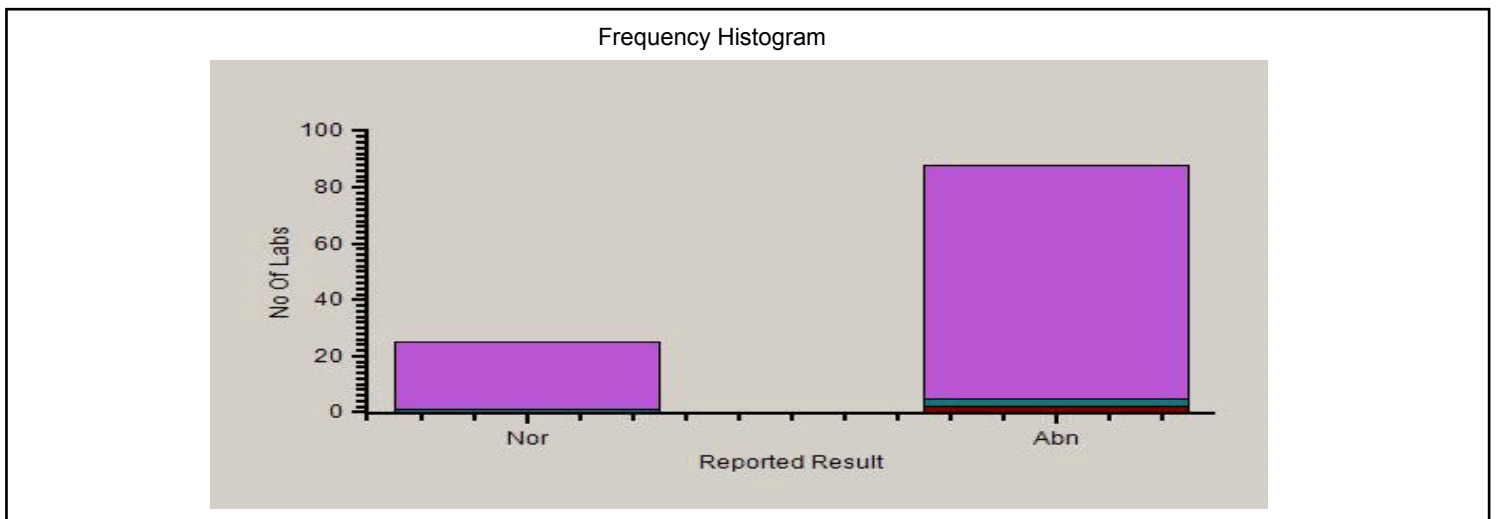
Cycle No : 210207
 Sample No : 2
 Sample Date : 02-07-2021

Qualitative Immunoassay,C-Reactive Protein, mg/L

	N
■ All Methods	113
■ Immunonephelometric	6
■ Agappe Mispa i2	2

Your Result	Abnormal
Result Expected	Abn

Note : # is an indication that this parameter has not been evaluated



Reported Results Legends :-	
Nor	: Normal
Abn	: Abnormal

Comments :



PC-1022

Analyte Methodwise Qualitative Result Report

Lab No.: 560
Lab Name : DR SR PATHOLOGY LAB
Report Date : 19/07/2021

Cycle No : 210207
Sample No : 2
Sample Date : 02-07-2021



PC-1022

Analyte Methodwise Qualitative Result Report

Lab No.: 560
 Lab Name : DR SR PATHOLOGY LAB
 Report Date : 19/07/2021

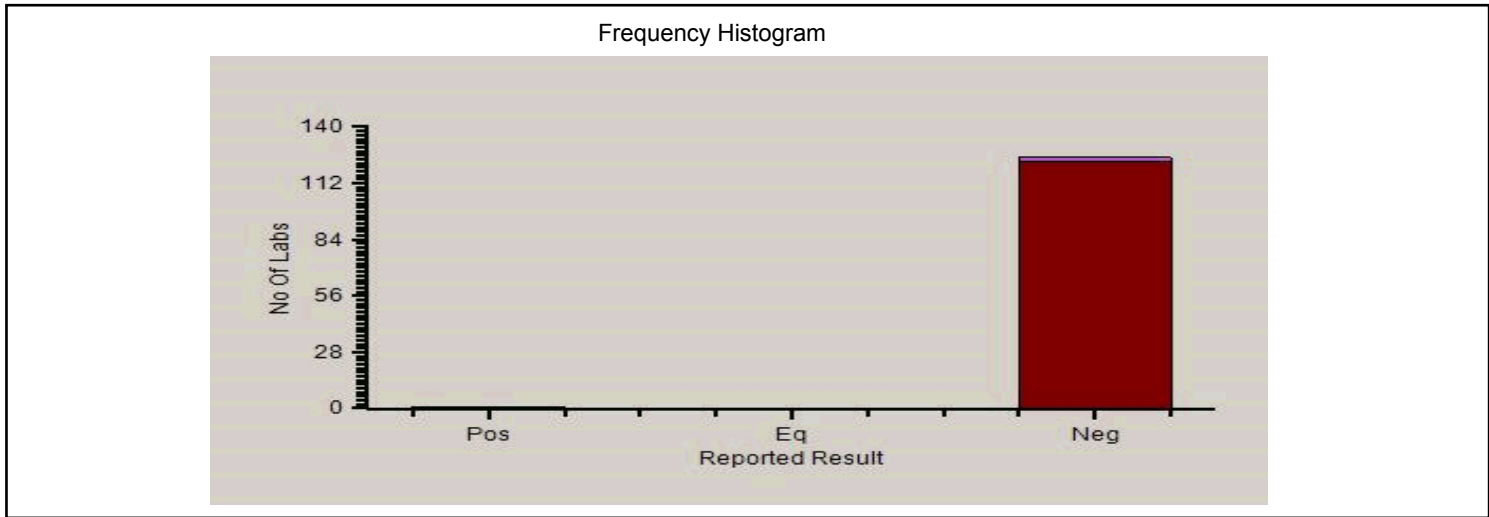
Cycle No : 210207
 Sample No : 2
 Sample Date : 02-07-2021

Qualitative Immunoassay,Dengue NS 1, -

	N
 All Methods	126
 Immunochromatography	113
 Manual	124

Your Result	Negative
Result Expected	Neg

Note : # is an indication that this parameter has not been evaluated



Reported Results Legends :-	
Pos	: Positive
Eq	: Equivocal
BL	: Borderline
Neg	: Negative



PC-1022

Analyte Methodwise Qualitative Result Report

Lab No.: 560
Lab Name : DR SR PATHOLOGY LAB
Report Date : 19/07/2021

Cycle No : 210207
Sample No : 2
Sample Date : 02-07-2021

Comments :



PC-1022

Analyte Methodwise Qualitative Result Report

Lab No.: 560
 Lab Name : DR SR PATHOLOGY LAB
 Report Date : 19/07/2021

Cycle No : 210207
 Sample No : 2
 Sample Date : 02-07-2021

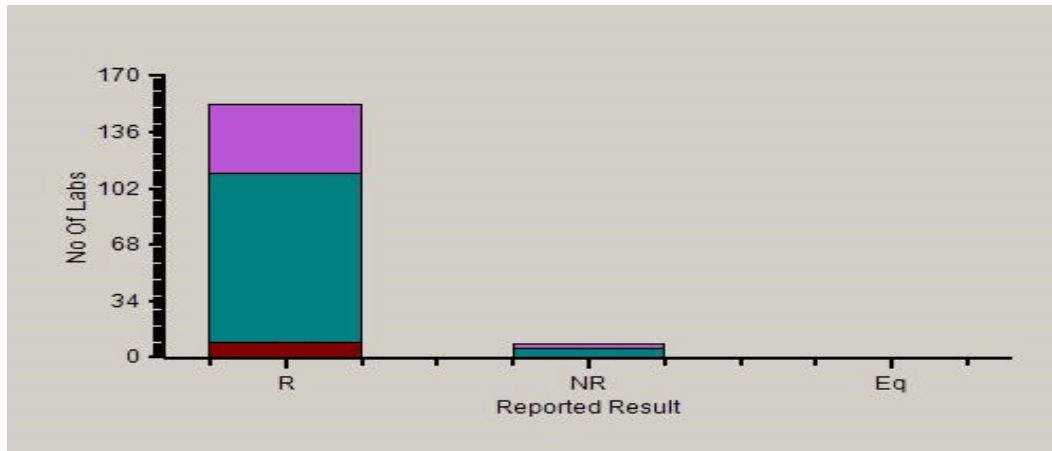
Qualitative Immunoassay,HBsAg, -

	N
 All Methods	161
 Immunochromatography	116
 J Mitra	9

Your Result	Reactive
Result Expected	R

Note : # is an indication that this parameter has not been evaluated

Frequency Histogram



Reported Results Legends :-	
R	: Reactive
NR	: Non-reactive
Eq	: Equivocal



PC-1022

Analyte Methodwise Qualitative Result Report

Lab No.: 560
Lab Name : DR SR PATHOLOGY LAB
Report Date : 19/07/2021

Cycle No : 210207
Sample No : 2
Sample Date : 02-07-2021

Comments :



PC-1022

Analyte Methodwise Qualitative Result Report

Lab No.: 560
 Lab Name : DR SR PATHOLOGY LAB
 Report Date : 19/07/2021

Cycle No : 210207
 Sample No : 2
 Sample Date : 02-07-2021

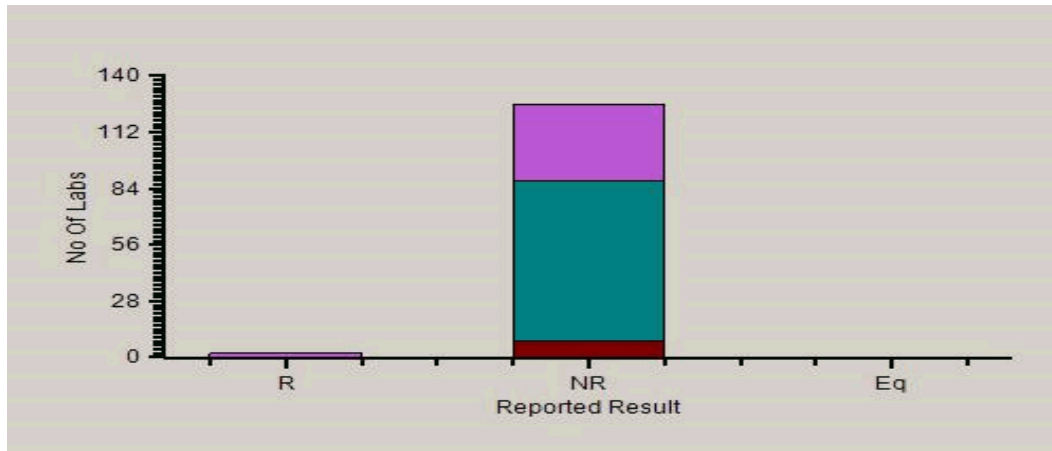
Qualitative Immunoassay,HCV, Nil

	N
 All Methods	128
 Immunochromatography	88
 J Mitra	8

Your Result	Non-reactive
Result Expected	NR

Note : # is an indication that this parameter has not been evaluated

Frequency Histogram



Reported Results Legends :-	
R	: Reactive
NR	: Non-reactive
Eq	: Equivocal



PC-1022

Analyte Methodwise Qualitative Result Report

Lab No.: 560
Lab Name : DR SR PATHOLOGY LAB
Report Date : 19/07/2021

Cycle No : 210207
Sample No : 2
Sample Date : 02-07-2021

Comments :



PC-1022

Analyte Methodwise Qualitative Result Report

Lab No.: 560
 Lab Name : DR SR PATHOLOGY LAB
 Report Date : 19/07/2021

Cycle No : 210207
 Sample No : 2
 Sample Date : 02-07-2021

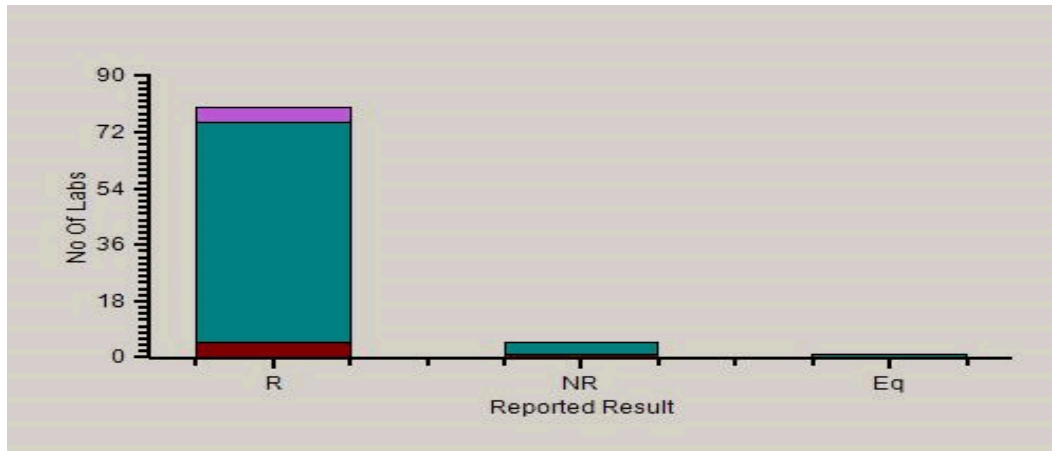
Qualitative Immunoassay,HIV Ab, -

	N
 All Methods	86
 Immunochromatography	81
 J Mitra	6

Your Result	Reactive
Result Expected	R

Note : # is an indication that this parameter has not been evaluated

Frequency Histogram



Reported Results Legends :-	
R	: Reactive
NR	: Non-reactive
Eq	: Equivocal
Indet	: Indeterminate



PC-1022

Analyte Methodwise Qualitative Result Report

Lab No.: 560
Lab Name : DR SR PATHOLOGY LAB
Report Date : 19/07/2021

Cycle No : 210207
Sample No : 2
Sample Date : 02-07-2021

Comments :



PC-1022

Analyte Methodwise Qualitative Result Report

Lab No.: 560
 Lab Name : DR SR PATHOLOGY LAB
 Report Date : 19/07/2021

Cycle No : 210207
 Sample No : 2
 Sample Date : 02-07-2021

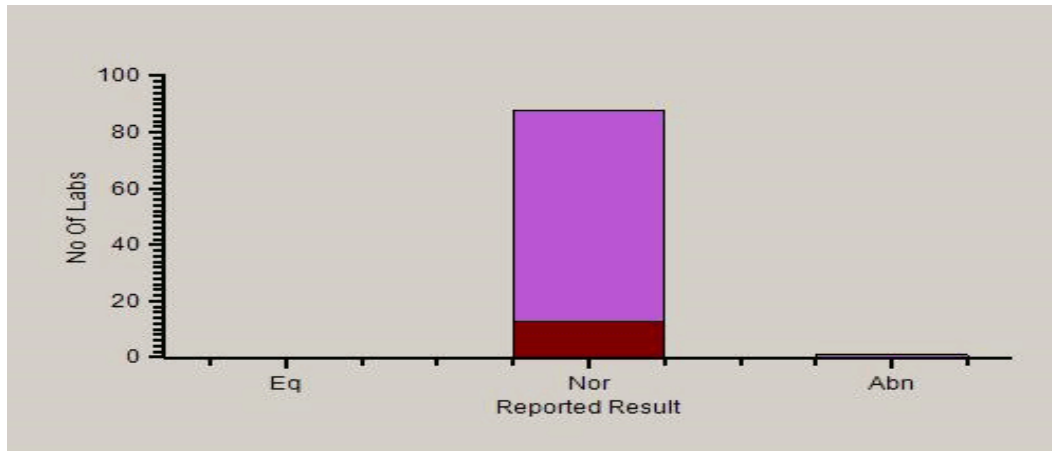
Qualitative Immunoassay,Rheumatoid Factor, IU/mL

	N
 All Methods	89
 Immunonephelometric	9
 Mispa i2	13

Your Result	Normal
Result Expected	Nor

Note : # is an indication that this parameter has not been evaluated

Frequency Histogram



Reported Results Legends :-	
Eq	: Equivocal
Nor	: Normal
Abn	: Abnormal



PC-1022

Analyte Methodwise Qualitative Result Report

Lab No.: 560
Lab Name : DR SR PATHOLOGY LAB
Report Date : 19/07/2021

Cycle No : 210207
Sample No : 2
Sample Date : 02-07-2021

Comments :



PC-1022

Analyte Methodwise Qualitative Result Report

Lab No.: 560
 Lab Name : DR SR PATHOLOGY LAB
 Report Date : 19/07/2021

Cycle No : 210207
 Sample No : 2
 Sample Date : 02-07-2021

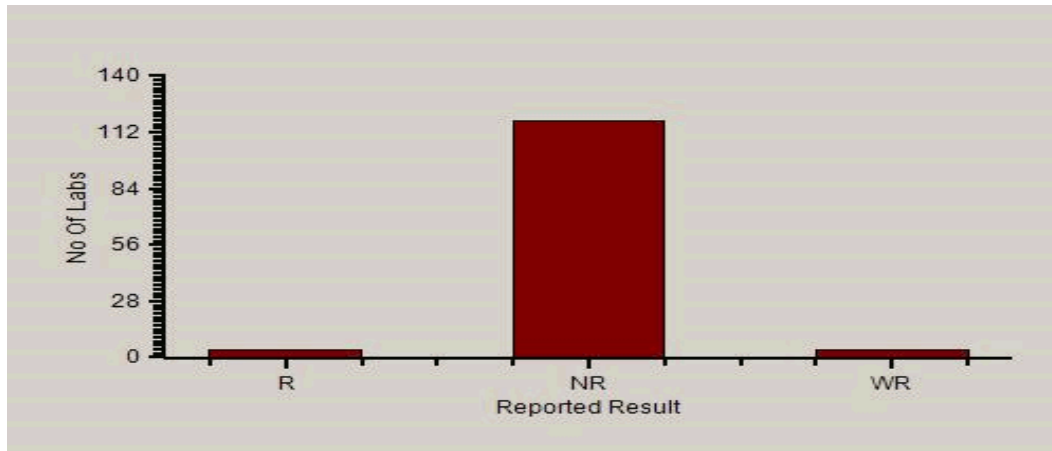
Qualitative Immunoassay,RPR, -

	N
 All Methods	126
 Immunochromatography	51
 Manual	126

Your Result	Non-reactive
Result Expected	NR

Note : # is an indication that this parameter has not been evaluated

Frequency Histogram



Reported Results Legends :-	
R	: Reactive
NR	: Non-reactive
WR	: Weak Reactive



PC-1022

Analyte Methodwise Qualitative Result Report

Lab No.: 560
Lab Name : DR SR PATHOLOGY LAB
Report Date : 19/07/2021

Cycle No : 210207
Sample No : 2
Sample Date : 02-07-2021

Comments :



PC-1022

Analyte Methodwise Qualitative Result Report

Lab No.: 560
 Lab Name : DR SR PATHOLOGY LAB
 Report Date : 19/07/2021

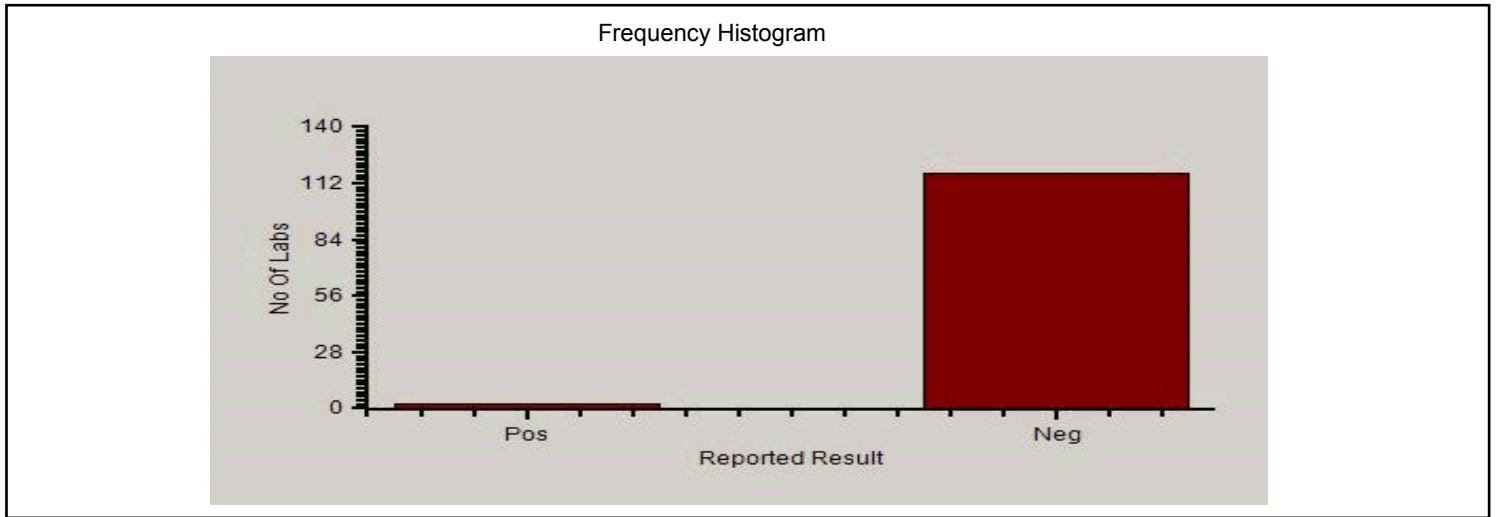
Cycle No : 210207
 Sample No : 2
 Sample Date : 02-07-2021

Qualitative Immunoassay, Typhidot IgM, -

	N
■ All Methods	119
■ Immunochromatography	118
■ Manual	119

Your Result	Negative
Result Expected	Neg

Note : # is an indication that this parameter has not been evaluated



Reported Results Legends :-	
Pos	: Positive
Neg	: Negative

Comments :



Analyte Methodwise Qualitative Result Report

Lab No.: 560
Lab Name : DR SR PATHOLOGY LAB
Report Date : 19/07/2021

Cycle No : 210207
Sample No : 2
Sample Date : 02-07-2021



PC-1022

Analyte Methodwise Qualitative Result Report

Lab No.: 560
 Lab Name : DR SR PATHOLOGY LAB
 Report Date : 19/07/2021

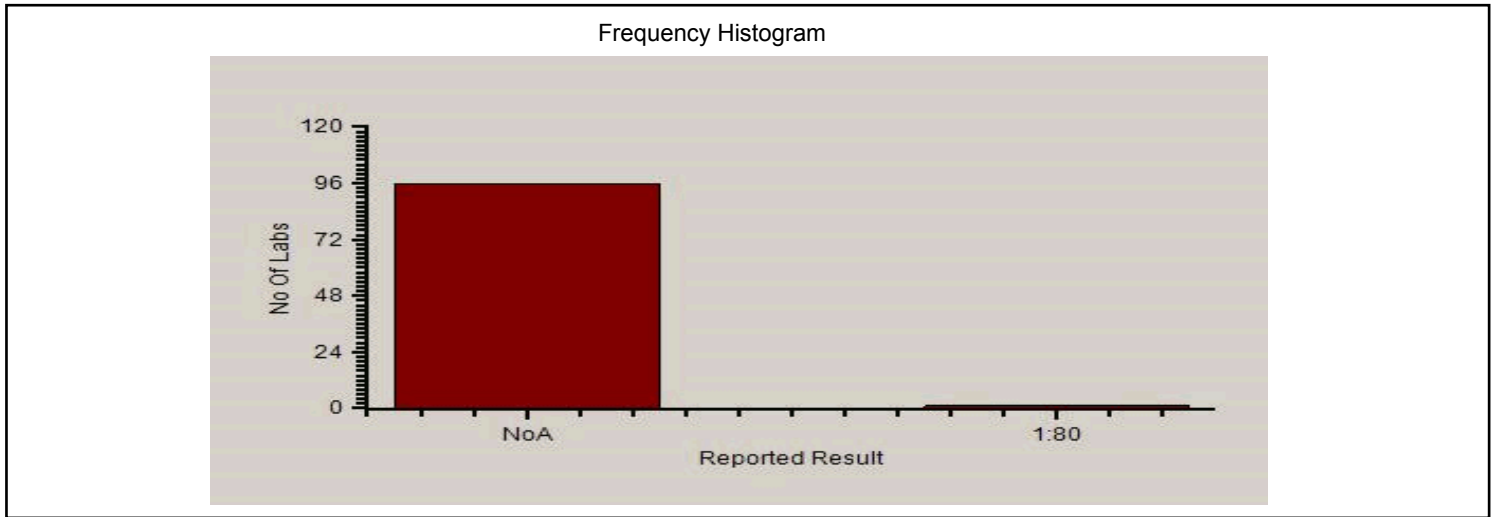
Cycle No : 210207
 Sample No : 2
 Sample Date : 02-07-2021

Qualitative Immunoassay,Widal test - Typhi H antigen (TH), -

	N
 All Methods	97
 Slide Agglutination	72
 Manual	97

Your Result	No Agglutination
Result Expected	NoA

Note : # is an indication that this parameter has not been evaluated



PC-1022

Analyte Methodwise Qualitative Result Report

Lab No.: 560
Lab Name : DR SR PATHOLOGY LAB
Report Date : 19/07/2021

Cycle No : 210207
Sample No : 2
Sample Date : 02-07-2021

Reported Results Legends :-

NoA	:	No Agglutination
1:80	:	1:80
1:160	:	1:160
1:320	:	1:320
1:640	:	1:640
>1:640	:	>1:640

Comments :



PC-1022

Analyte Methodwise Qualitative Result Report

Lab No.: 560
 Lab Name : DR SR PATHOLOGY LAB
 Report Date : 19/07/2021

Cycle No : 210207
 Sample No : 2
 Sample Date : 02-07-2021

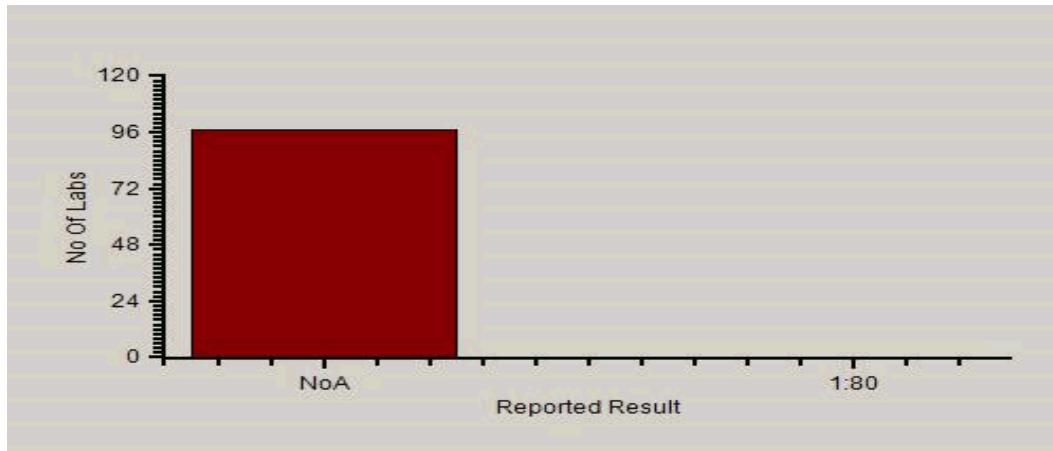
Qualitative Immunoassay,Widal test - Typhi O antigen (TO), -

	N
 All Methods	97
 Slide Agglutination	72
 Manual	97

Your Result	No Agglutination
Result Expected	NoA

Note : # is an indication that this parameter has not been evaluated

Frequency Histogram



PC-1022

Analyte Methodwise Qualitative Result Report


Lab No.: 560
Lab Name : DR SR PATHOLOGY LAB
Report Date : 19/07/2021

Cycle No : 210207
Sample No : 2
Sample Date : 02-07-2021

Reported Results Legends :-

NoA	:	No Agglutination
1:80	:	1:80
1:160	:	1:160
1:320	:	1:320
1:640	:	1:640
>1:640	:	>1:640

Comments :



Dr Puneet Kumar Nigam
PT coordinator & Technical Manager, MHL EQAS
Unit No. 409-416.
Commercial Building - 1A,
Kohinoor Mall, Kiroi Road, Kurla (W),
Mumbai - 400070



PC-1022