

**Analyte Methodwise Result Report**

Lab : 429  
Lab Name : NEYVELI DIAGNOSTIC CENTRE  
Report Date : 04/12/2020

Cycle No : 200211  
Sample No : 1  
Sample Date : 16-11-2020

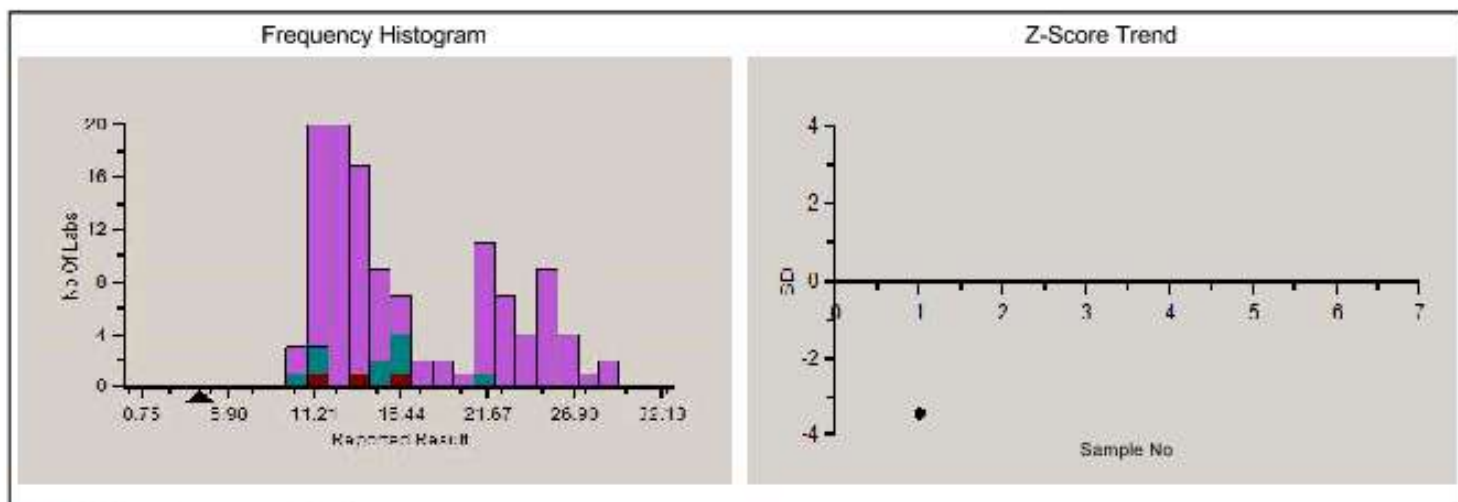
**Biochemistry, ALT, U/L**

	N	Mean	SD	CV%	Excluded
All Methods	155	16.44	5.23	31.83	23
IFCC	16	14.68	2.98	20.30	4
Erba EM 200	4	14.00	2.82	20.15	1

<b>Your Result</b>	4.30	<b>SDI / z-Score</b>	-3.43
<b>Assigned Value</b>	13.70	<b>Average SDI</b>	2.40
<b>SDPA</b>	2.740	<b>Uncertainty of AV</b>	0.77
<b>Standard Unit Result Val</b>	4.30	<b>%DEV</b>	-70.70

Note : # - Not evaluated / Bimodal distribution

X : SDI more than 4



Note : SDI with \* marked are not considered for evaluation.

**Comments :**

**Remarks: Interpretation of your reports**

- If your SDI lies between  $\pm 2.0$  SD then your results are well within limits.
- If your SDI lies between  $\pm 2.0$  to  $2.99$  SD then it is a warning alert flag.
- If your SDI is  $\pm 3.0$  SD or more then it is an action alert flag.



PC:1022

**Analyte Methodwise Result Report**

Lab : 429  
Lab Name : NEYVELI DIAGNOSTIC CENTRE  
Report Date : 04/12/2020

Cycle No : 200211  
Sample No : 1  
Sample Date : 16-11-2020

Biochemistry, ALT		N	Mean	SD	CV%	Excluded
	All Analyzer	155	16.44	5.23	31.83	23
<b>Your Analyzer :</b>	<b>Erba EM 200</b>	<b>4</b>	<b>14.00</b>	<b>2.82</b>	<b>20.15</b>	<b>1</b>
	Fuji Dri-Chem NX500/i	28	24.08	2.24	9.32	2
	Roche cobas c 311	28	13.26	1.36	10.28	2
	Fuji Dri-Chem 4000i	15	23.23	2.89	12.45	2
	Horiba ABX Pentra C200	11	12.98	1.13	8.74	--
	Roche cobas INTEGRA	11	11.96	1.70	14.22	1
	Roche cobas c 111	10	13.46	1.63	12.11	--
	Roche cobas 6000	7	12.57	0.54	4.26	--

Remarks: Interpretation of your reports

- a) If your SDI lies between +/- 2.0 SD then your results are well within limits.
- b) If your SDI lies between +/-2.0 to 2.99 SD then it is a warning alert flag.
- c) If your SDI is +/- 3.0 SD or more then it is an action alert flag.



PL 1022

**Analyte Methodwise Result Report**

Lab : 429  
 Lab Name : NEYVELI DIAGNOSTIC CENTRE  
 Report Date : 04/12/2020

Cycle No : 200211  
 Sample No : 2  
 Sample Date : 16-11-2020

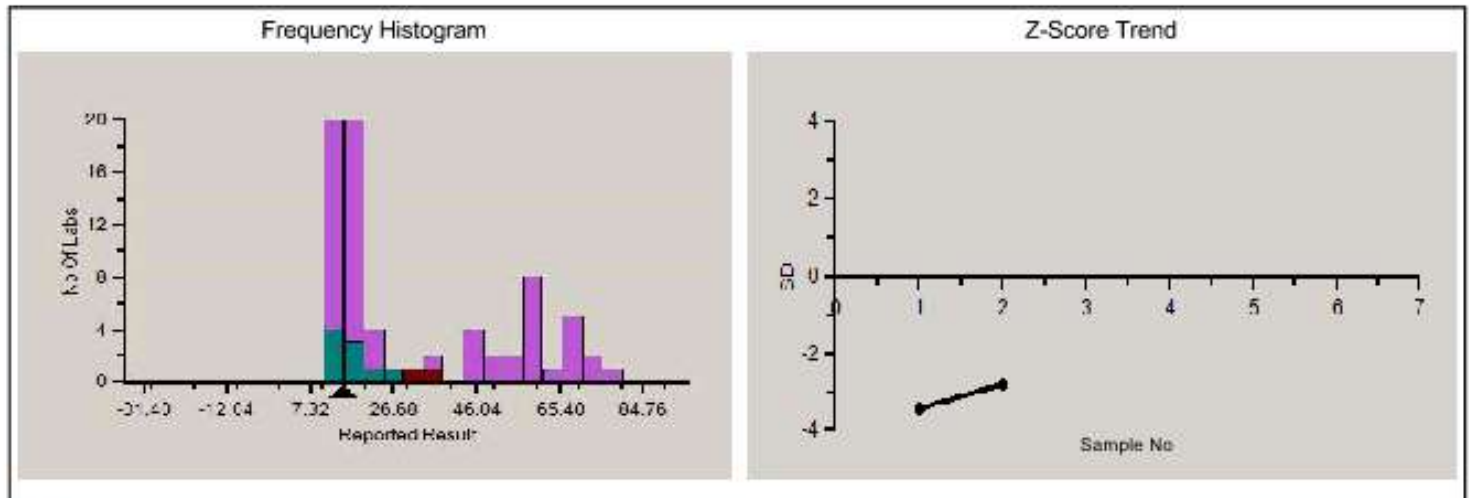
**Biochemistry, ALT, U/L**

	N	Mean	SD	CV%	Excluded
All Methods	152	26.68	19.36	72.56	46
IFCC	16	20.47	7.84	38.27	5
Erba EM 200	4	34.75	1.77	5.09	2

<b>Your Result</b>	15.15	<b>SDI / z-Score</b>	-2.80
<b>Assigned Value</b>	34.45	<b>Average SDI</b>	2.40
<b>SDPA</b>	6.890	<b>Uncertainty of AV</b>	3.06
<b>Standard Unit Result Val</b>	15.15	<b>%DEV</b>	-26.00

Note : # - Not evaluated / Bimodal distribution

X : SDI more than 4



Note : SDI with \* marked are not considered for evaluation.

**Comments :**

Remarks: Interpretation of your reports

- a) If your SDI lies between +/- 2.0 SD then your results are well within limits.
- b) If your SDI lies between +/-2.0 to 2.99 SD then it is a warning alert flag.
- c) If your SDI is +/- 3.0 SD or more then it is an action alert flag.



**Analyte Methodwise Result Report**

Lab : 429  
Lab Name : NEYVELI DIAGNOSTIC CENTRE  
Report Date : 04/12/2020

Cycle No : 200211  
Sample No : 2  
Sample Date : 16-11-2020

Biochemistry, ALT		N	Mean	SD	CV%	Excluded
	All Analyzer	152	26.68	19.36	72.56	46
<b>Your Analyzer :</b>	<b>Erba EM 200</b>	<b>4</b>	<b>34.75</b>	<b>1.77</b>	<b>5.09</b>	<b>2</b>
	Roche cobas c 311	28	15.98	1.72	10.76	3
	Fuji Dri-Chem NX500/i	27	60.39	10.32	17.10	14
	Fuji Dri-Chem 4000i	15	56.00	9.80	17.50	8
	Horiba ABX Pentra C200	12	14.63	1.55	10.56	3
	Roche cobas INTEGRA	11	15.11	2.49	16.48	--
	Roche cobas c 111	9	15.30	2.09	13.68	3
	Roche cobas 6000	7	14.56	0.52	3.59	--

Remarks: Interpretation of your reports

- a) If your SDI lies between  $\pm 2.0$  SD then your results are well within limits.
- b) If your SDI lies between  $\pm 2.0$  to  $2.99$  SD then it is a warning alert flag.
- c) If your SDI is  $\pm 3.0$  SD or more then it is an action alert flag.



**Analyte Methodwise Result Report**

Lab : 429  
 Lab Name : NEYVELI DIAGNOSTIC CENTRE  
 Report Date : 04/12/2020

Cycle No : 200211  
 Sample No : 5  
 Sample Date : 16-11-2020

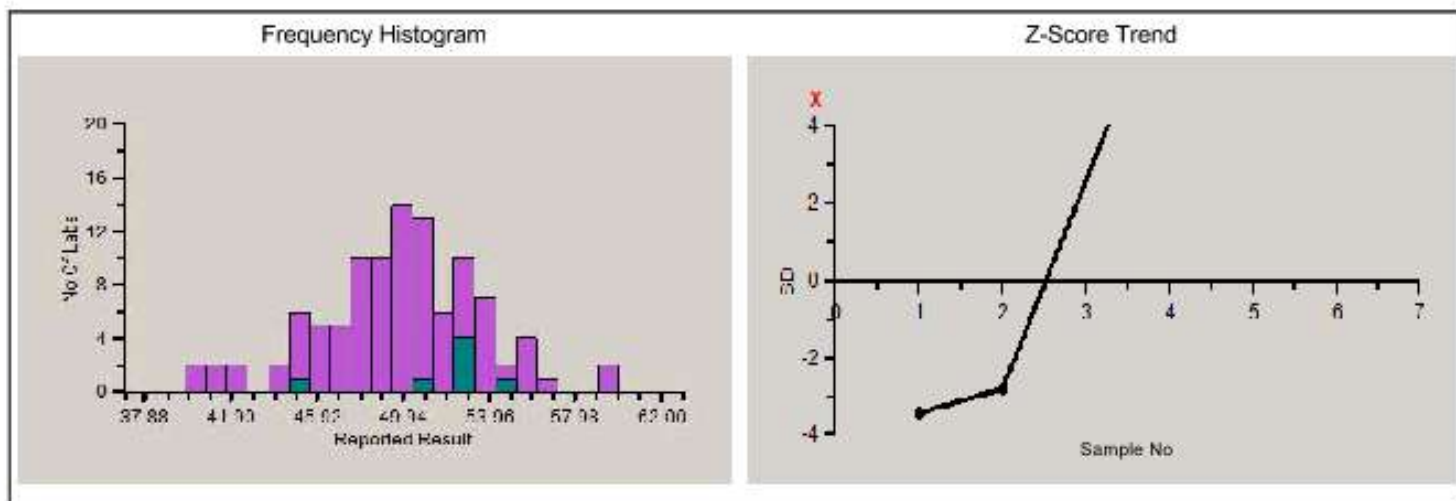
**Biochemistry, ALT, U/L**

	N	Mean	SD	CV%	Excluded
All Methods	107	49.94	4.02	8.04	3
IFCC	8	51.80	3.22	6.22	1
Erba EM 200	1	--	--	--	1

<b>Your Result</b>	85.10	<b>SDI / z-Score</b>	13.43
<b>Assigned Value</b>	51.10	<b>Average SDI</b>	2.40
<b>SDPA</b>	2.532	<b>Uncertainty of AV</b>	1.83
<b>Standard Unit Result Val</b>	85.10	<b>%DEV</b>	64.29

Note : # - Not evaluated / Bimodal distribution

X : SDI more than 4



Note : SDI with \* marked are not considered for evaluation.

**Comments :**

Remarks: Interpretation of your reports

- If your SDI lies between  $\pm 2.0$  SD then your results are well within limits.
- If your SDI lies between  $\pm 2.0$  to  $2.99$  SD then it is a warning alert flag.
- If your SDI is  $\pm 3.0$  SD or more than it is an action alert flag.



PC 1027

**Analyte Methodwise Result Report**

Lab : 429  
Lab Name : NEYVELI DIAGNOSTIC CENTRE  
Report Date : 04/12/2020

Cycle No : 200211  
Sample No : 5  
Sample Date : 16-11-2020

Biochemistry, ALT		N	Mean	SD	CV%	Excluded
	All Analyzer	107	49.94	4.02	8.04	3
<b>Your Analyzer :</b>	<b>Erba EM 200</b>	<b>1</b>	<b>--</b>	<b>--</b>	<b>--</b>	<b>1</b>
	Roche cobas c 311	24	49.55	2.55	5.14	--
	Fuji Dri-Chem NX500/i	23	51.78	3.40	6.56	--
	Fuji Dri-Chem 4000i	12	50.18	3.66	7.29	1
	Horiba ABX Pentra C200	11	53.29	4.41	8.28	--
	Roche cobas INTEGRA	8	48.52	2.51	5.16	--
	Roche cobas 6000	7	49.03	1.61	3.29	--
	Roche cobas c 111	5	46.02	5.14	11.16	--
	VITROS 250	3	44.33	5.77	13.02	--

Remarks: Interpretation of your reports

- If your SDI lies between +/- 2.0 SD then your results are well within limits.
- If your SDI lies between +/-2.0 to 2.99 SD then it is a warning alert flag.
- If your SDI is +/- 3.0 SD or more then it is an action alert flag.



PC-1022



**Analyte Methodwise Result Report**

Lab : 429  
Lab Name : NEYVELI DIAGNOSTIC CENTRE  
Report Date : 14/01/2021

Cycle No : 200312  
Sample No : 1  
Sample Date : 28-12-2020

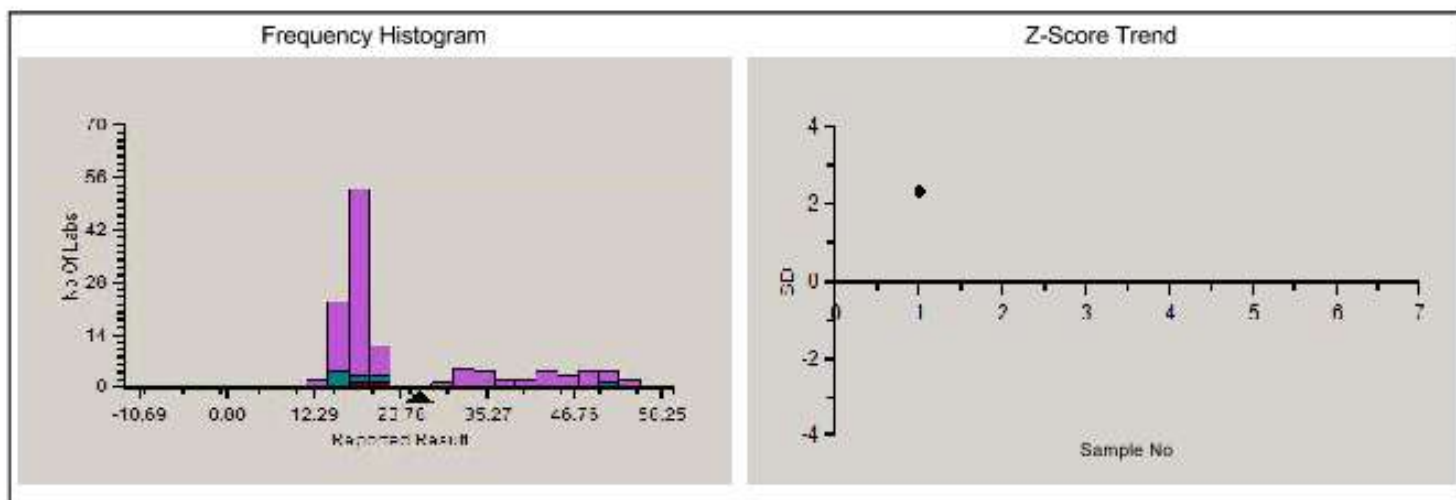
**Biochemistry, ALT, U/L**

	N	Mean	SD	CV%	Excluded
All Methods	144	23.45	11.24	47.91	26
IFCC	15	20.56	10.04	48.83	4
Erba EM 200	4	19.15	1.20	6.28	2

<b>Your Result</b>	26.30	<b>SDI / z-Score</b>	2.33
<b>Assigned Value</b>	17.95	<b>Average SDI</b>	0.57
<b>SDPA</b>	3.590	<b>Uncertainty of AV</b>	0.83
<b>Standard Unit Result Val</b>	26.30	<b>%DEV</b>	27.95

Note : # - Not evaluated / Bimodal distribution

X : SDI more than 4



Note : SDI with \* marked are not considered for evaluation.

**Comments :**

Remarks: Interpretation of your reports

- If your SDI lies between +/- 2.0 SD then your results are well within limits.
- If your SDI lies between +/-2.0 to 2.99 SD then it is a warning alert flag.
- If your SDI is +/- 3.0 SD or more then it is an action alert flag.



PL 1022

**Analyte Methodwise Result Report**

Lab : 429  
Lab Name : NEYVELI DIAGNOSTIC CENTRE  
Report Date : 14/01/2021

Cycle No : 200312  
Sample No : 1  
Sample Date : 28-12-2020

Biochemistry, ALT		N	Mean	SD	CV%	Excluded
	All Analyzer	144	23.45	11.24	47.91	26
<b>Your Analyzer :</b>	<b>Erba EM 200</b>	<b>4</b>	<b>19.15</b>	<b>1.20</b>	<b>6.28</b>	<b>2</b>
	Fuji Dri-Chem NX500/i	26	42.94	8.31	19.36	8
	Fuji Dri-Chem NX500/i	25	42.41	8.25	19.45	8
	Roche cobas c 311	25	17.50	1.64	9.38	--
	Fuji Dri-Chem 4000i	15	41.33	6.75	16.32	6
	Horiba ABX Pentra C200	12	18.05	1.80	9.95	--
	Roche cobas c 111	11	17.13	1.28	7.45	--
	Roche cobas INTEGRA	10	16.71	1.26	7.53	--

Remarks: Interpretation of your reports

- If your SDI lies between +/- 2.0 SD then your results are well within limits.
- If your SDI lies between +/-2.0 to 2.99 SD then it is a warning alert flag.
- If your SDI is +/- 3.0 SD or more then it is an action alert flag.





Analyte Methodwise Result Report

Lab : 429  
Lab Name : NEYVELI DIAGNOSTIC CENTRE  
Report Date : 14/01/2021

Cycle No : 200312  
Sample No : 2  
Sample Date : 28-12-2020

Biochemistry, ALT, U/L

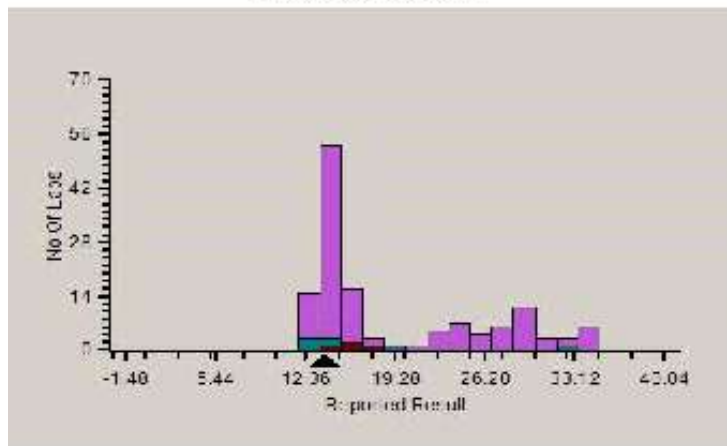
	N	Mean	SD	CV%	Excluded
All Methods	143	19.18	6.91	36.00	11
IFCC	14	16.25	5.86	36.05	4
Erba EM 200	4	15.55	1.38	8.88	--

Your Result	13.80	SDI / z-Score	-0.53
Assigned Value	15.45	Average SDI	0.57
SDPA	3.090	Uncertainty of AV	0.64
Standard Unit Result Val	13.80	%DEV	-15.08

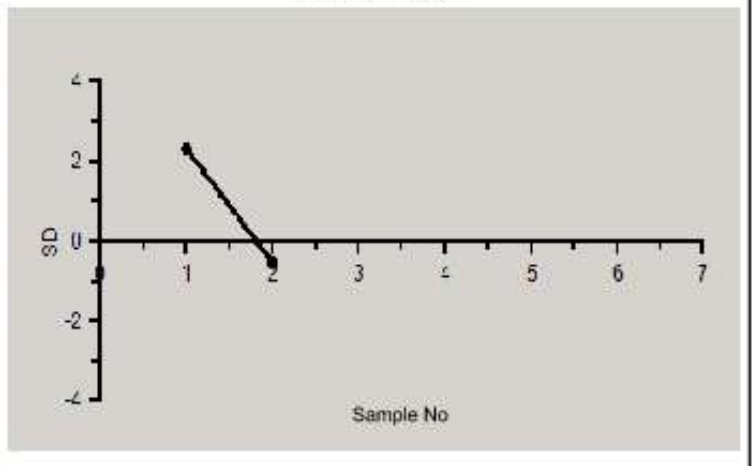
Note : # - Not evaluated / Bimodal distribution

X : SDI more than 4

Frequency Histogram



Z-Score Trend



Note : SDI with \* marked are not considered for evaluation.

Comments :

Remarks: Interpretation of your reports

- If your SDI lies between +/- 2.0 SD then your results are well within limits.
- If your SDI lies between +/-2.0 to 2.99 SD then it is a warning alert flag.
- If your SDI is +/- 3.0 SD or more then it is an action alert flag.



PC-1022

Analyte Methodwise Result Report

**Lab :** 429  
**Lab Name :** NEYVELI DIAGNOSTIC CENTRE  
**Report Date :** 14/01/2021

**Cycle No :** 200312  
**Sample No :** 2  
**Sample Date :** 28-12-2020

Biochemistry, ALT		N	Mean	SD	CV%	Excluded
	All Analyzer	143	19.18	6.91	36.00	11
<b>Your Analyzer :</b>	<b>Erba EM 200</b>	<b>4</b>	<b>15.55</b>	<b>1.38</b>	<b>8.88</b>	--
	Fuji Dri-Chem NX500/i	26	29.12	3.59	12.34	--
	Roche cobas c 311	26	14.45	0.78	5.40	2
	Fuji Dri-Chem NX500/i	25	29.08	3.66	12.59	--
	Fuji Dri-Chem 4000i	14	28.29	3.83	13.55	--
	Horiba ABX Pentra C200	12	15.09	0.74	4.89	1
	Roche cobas c 111	11	14.18	1.42	10.00	1
	Roche cobas INTEGRA	10	14.05	0.94	6.68	--

Remarks: Interpretation of your reports

- a) If your SDI lies between +/- 2.0 SD then your results are well within limits.
- b) If your SDI lies between +/-2.0 to 2.99 SD then it is a warning alert flag.
- c) If your SDI is +/- 3.0 SD or more then it is an action alert flag.



PC-1022

**Analyte Methodwise Result Report**

Lab : 429  
 Lab Name : NEYVELI DIAGNOSTIC CENTRE  
 Report Date : 14/01/2021

Cycle No : 200312  
 Sample No : 5  
 Sample Date : 28-12-2020

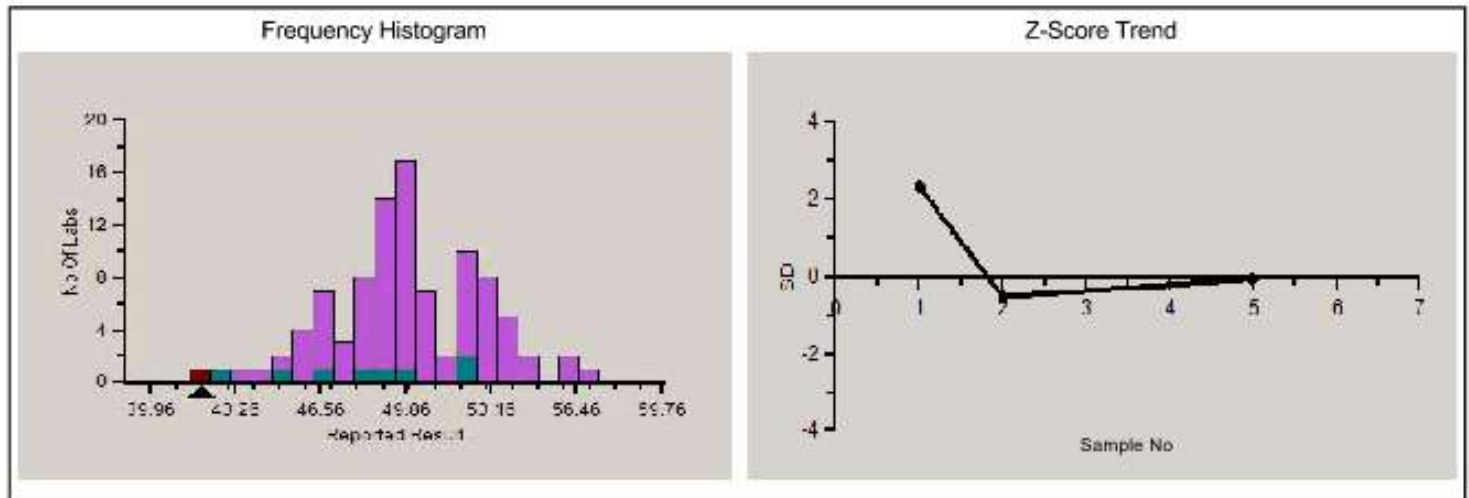
**Biochemistry, ALT, U/L**

	N	Mean	SD	CV%	Excluded
All Methods	107	49.87	3.32	6.65	10
IFCC	10	47.54	3.68	7.75	1
Erba EM 200	1	--	--	--	--

<b>Your Result</b>	42.00	<b>SDI / z-Score</b>	-0.08
<b>Assigned Value</b>	42.35	<b>Average SDI</b>	0.57
<b>SDPA</b>	4.203	<b>Uncertainty of AV</b>	2.63
<b>Standard Unit Result Val</b>	42.00	<b>%DEV</b>	-11.66

Note : # - Not evaluated / Bimodal distribution

X : SDI more than 4



Note : SDI with \* marked are not considered for evaluation.

**Comments :**

**Remarks: Interpretation of your reports**

- If your SDI lies between +/- 2.0 SD then your results are well within limits.
- If your SDI lies between +/-2.0 to 2.99 SD then it is a warning alert flag.
- If your SDI is +/- 3.0 SD or more than it is an action alert flag.



PC 1022

Analyte Methodwise Result Report

Lab : 429  
 Lab Name : NEYVELI DIAGNOSTIC CENTRE  
 Report Date : 14/01/2021

Cycle No : 200312  
 Sample No : 5  
 Sample Date : 28-12-2020

Biochemistry, ALT		N	Mean	SD	CV%	Excluded
	All Analyzer	107	49.87	3.32	6.65	10
<b>Your Analyzer :</b>	<b>Erba EM 200</b>	<b>1</b>	<b>--</b>	<b>--</b>	<b>--</b>	<b>--</b>
	Fuji Dri-Chem NX500/i	24	52.42	2.54	4.84	--
	Fuji Dri-Chem NX500/i	23	52.57	2.48	4.72	--
	Roche cobas c 311	23	48.75	2.06	4.23	1
	Fuji Dri-Chem 4000i	14	50.92	2.96	5.81	1
	Horiba ABX Pentra C200	10	50.33	1.72	3.41	3
	Roche cobas 6000	7	48.74	1.61	3.31	--
	Roche cobas c 111	7	48.87	3.94	8.06	--
	Roche cobas INTEGRA	7	47.98	2.32	4.84	--

Remarks: Interpretation of your reports

- a) If your SDI lies between +/- 2.0 SD then your results are well within limits.
- b) If your SDI lies between +/-2.0 to 2.99 SD then it is a warning alert flag.
- c) If your SDI is +/- 3.0 SD or more then it is an action alert flag.



PC 1022





# NEYVELI DIAGNOSTIC CENTRE

(HI-TECH COMPUTERISED LAB, X-RAY & E.C.G.)  
ECHO CARDIAGRAM TREAD MILL TEST (TMT)

Respected Sir,

Neyveli Diagnostic Centre lab id NABLBCL001200

Metropolis Healthcare Ltd.,EQAS 4th cycle sample note received for past three months for the covid-19 issues. When the 4th cycle sample was received for this week(22/10/21). We will take corrective action for the ALT tests.

Thank you.

Neyveli Diagnostic Centre.  
**NEYVELI DIAGNOSTIC CENTRE**  
Dr.Radhakrishnan Salai,  
Block-11, Neyveli-607 803.

*We get results for healthy tomorrow*