

VIEW LAB MONTHLY SUMMARY

Lab Name	COSMOS CLINICS AND DIAGNOSTICS		Details About Robust Analysis							
Lab No	10077		Detail About Monthly Summary							
Month	July		Detail about SDI							
Year	2021									
Constituent Group	Chemistry I									
Click on the analyte to view Graphical Data			All Analyser Result		Print					
			Date of Result Entered : 12/07/2021							
			Date of Report Published : 02/08/2021							
Sl.No	Analyte	Method / Principle Name	Analyzer Name	No of Participants	DV	Participants		Your Value	SDI	U
						CV	SD			
1	GLUCOSE	GOD-POD	Any Analyser (Automation / Semi Automation)	704	100.34	9.43	9.46	121 mg/dl	2.18	0.71
2	UREA	Urease UV / GLDH	Any Analyser (Automation / Semi Automation)	573	137.38	10.95	15.04	4.2 mg/dl	-8.86	1.26
3	CREATININE	Jaffes Kinetic - Alkaline picrate	Any Analyser (Automation / Semi Automation)	482	7.60	12.25	0.93	8.7 mg/dl	1.18	0.08
4	T.BILIRUBIN	Diazonium salt (Colorimetric) / Jendrassik	Any Analyser (Automation / Semi Automation)	568	5.80	13.03	0.76	6.8 mg/dl	1.32	0.06
5	T-PROTEIN	Biuret - Colorimetric	Any Analyser (Automation / Semi Automation)	691	5.29	11.14	0.59	5.5 g/dl	0.36	0.04
6	CALCIUM	Arsenazo III	Any Analyser (Automation / Semi Automation)	476	10.29	7.90	0.81	13.4 mg/dl	3.84	0.07
7	PHOSPHORUS	Molybdate UV / Phosphomolybdate complex	Any Analyser (Automation / Semi Automation)	319	6.39	12.37	0.79	6.7 mg/dl	0.39	0.09
8	URIC ACID	Enzymatic / Uricase Colorimetric	Any Analyser (Automation / Semi Automation)	672	8.84	13.24	1.17	14.9 mg/dl	5.18	0.09
9	CHOLESTEROL	CHOD-PAP	Any Analyser (Automation / Semi Automation)	678	107.24	11.24	12.06	131 mg/dl	1.97	0.93
10	TRIGLYCERIDE	GPO-PAP / Enzymatic Colorimetric / End Point	Any Analyser (Automation / Semi Automation)	635	220.96	11.08	24.48	255 mg/dl	1.39	1.94
11	HDL CHO	Direct method / Enzymatic colorimetric	Any Analyser (Automation / Semi Automation)	456	27.11	18.80	5.10	53.6 mg/dl	5.19	0.48
12	SODIUM	ISE - Direct	Any Analyser (Automation / Semi Automation)	579	142.97	3.40	4.87	148 mmol/L	1.03	0.40
13	POTASSIUM	ISE - Direct	Any Analyser (Automation / Semi Automation)	580	3.56	5.79	0.21	3.7 mmol/L	0.68	0.02
14	CHLORIDE	ISE - Direct	Any Analyser (Automation / Semi Automation)	455	102.25	4.39	4.49	97 mmol/L	-1.17	0.42


			Automation)							
15	AST	UV kinetic without PLP (P-5-P)	Any Analyser (Automation / Semi Automation)	379	110.19	15.80	17.40	90 U/L	-1.16	1.79
16	ALT	UV kinetic without PLP (P-5-P)	Any Analyser (Automation / Semi Automation)	276	36.42	19.52	7.11	41 U/L	0.64	0.86
17	ALP	PNP AMP kinetic	Any Analyser (Automation / Semi Automation)	427	146.72	16.69	24.49	190 U/L	1.77	2.37
18	AMYLASE	CNPG3	Any Analyser (Automation / Semi Automation)	393	111.19	17.02	18.93	118.7 U/L	0.40	1.91
19	IRON	Ferro Zine (No Protein Removal)	Any Analyser (Automation / Semi Automation)	49	182.56	9.98	18.22	705.2 ug/dl	28.68	5.21
20	MAGNESIUM	Xylidyl Blue	Any Analyser (Automation / Semi Automation)	121	3.31	16.81	0.56	4.9 mg/dl	2.84	0.10

SDI Range	Interpretation
Within -1.0 to +1.0	Excellent.
Between ±1.0 to ±2.0	Good.
Between ±2.0 to ±3.0	Accept with caution. Warning Signal.
Beyond ±3.0	Unacceptable performance. Action Signal.

Links

Modify Address	Modify Methods	Submit Lab Results	View Lab Monthly Summary
Yearly Summary	Change Password	Home	Sign-out

LAB MONTHLY SUMMARY

Lab Name **COSMOS CLINICS AND DIAGNOSTICS**Lab No **10077**Month **August**Year **2021**Constituent Group **Chemistry I**Date of Result Entered : **19/08/2021**Date of Report Published : **01/09/2021**

Sl.No	Analyte	Method / Principle Name	Analyzer Name	No of Participants	DV	Participants		Your Value	SDI	U
						CV	SD			
1	GLUCOSE	GOD-POD	Any Analyser (Automation / Semi Automation)	661	208.21	8.82	18.37	228 mg/dl	1.08	1.43
2	UREA	Urease UV / GLDH	Any Analyser (Automation / Semi Automation)	552	76.23	10.49	7.99	80.8 mg/dl	0.57	0.68
3	CREATININE	Jaffes Kinetic - Alkaline picrate	Any Analyser (Automation / Semi Automation)	465	3.19	11.60	0.37	3.45 mg/dl	0.70	0.03
4	T.BILIRUBIN	Diazonium salt (Colorimetric) / Jendrassik	Any Analyser (Automation / Semi Automation)	566	2.65	17.54	0.46	5.23 mg/dl	5.61	0.04
5	T-PROTEIN	Biuret - Colorimetric	Any Analyser (Automation / Semi Automation)	667	5.28	10.68	0.56	5.7 g/dl	0.74	0.04
6	CALCIUM	Arsenazo III	Any Analyser (Automation / Semi Automation)	455	9.86	8.53	0.84	10.8 mg/dl	1.12	0.08
7	PHOSPHORUS	Molybdate UV / Phosphomolybdate complex	Any Analyser (Automation / Semi Automation)	313	3.62	14.76	0.54	4.39 mg/dl	1.44	0.06
8	URIC ACID	Enzymatic / Uricase Colorimetric	Any Analyser (Automation / Semi Automation)	541	4.78	16.55	0.79	5.5 mg/dl	0.91	0.07
9	CHOLESTEROL	CHOD-PAP	Any Analyser (Automation / Semi Automation)	632	108.97	10.30	11.23	110 mg/dl	0.09	0.89
10	TRIGLYCERIDE	GPO-PAP / Enzymatic Colorimetric / End Point	Any Analyser (Automation / Semi Automation)	623	150.12	11.79	17.70	184 mg/dl	1.91	1.42
11	HDL CHO	Direct method / Enzymatic colorimetric	Any Analyser (Automation / Semi Automation)	442	27.12	18.97	5.14	50.1 mg/dl	4.47	0.49
12	SODIUM	ISE - Direct	Any Analyser (Automation / Semi Automation)	561	138.42	3.00	4.16	143 mmol/L	1.10	0.35
13	POTASSIUM	ISE - Direct	Any Analyser (Automation / Semi Automation)	560	4.02	5.08	0.20	4.2 mmol/L	0.88	0.02
14	CHLORIDE	ISE - Direct	Any Analyser (Automation / Semi Automation)	435	104.23	4.22	4.40	99 mmol/L	-1.19	0.42
15	AST	UV kinetic without PLP (P-5-P)	Any Analyser (Automation / Semi Automation)	366	60.40	14.27	8.62	62 U/L	0.19	0.90
16	ALT	UV kinetic without PLP (P-5-P)	Any Analyser (Automation / Semi Automation)	330	88.23	18.94	16.71	103 U/L	0.88	1.84
17	ALP	PNP AMP kinetic	Any Analyser (Automation / Semi Automation)	367	495.15	16.84	83.38	356 U/L	-1.67	8.70
18	AMYLASE	CNPG3	Any Analyser (Automation / Semi Automation)	371	154.87	18.64	28.87	164.2 U/L	0.32	3.00
19	IRON	Ferro Zine (No Protein Removal)	Any Analyser (Automation / Semi Automation)	51	177.94	10.06	17.90	619.6 ug/dl	24.67	5.01

			Automation)							
20	MAGNESIUM	Xylidyl Blue	Any Analyser (Automation / Semi Automation)	139	2.76	16.44	0.45	3.5 mg/dl	1.63	0.08

SDI Range	Interpretation
Within -1.0 to +1.0	Excellent.
Between ± 1.0 to ± 2.0	Good.
Between ± 2.0 to ± 3.0	Accept with caution. Warning Signal.
Beyond ± 3.0	Unacceptable performance. Action Signal.

Homogeneity and Stability of the sample is passed.

Data in CMC EQAS reports is confidential

Contact details:

Email: clinqc@cmcvellore.ac.in

Contact Number: 0416-2283102

Pamela Christudoss

Dr. Pamela Christudoss

CMC EQAS Co-Ordinator

Christian Medical College, Vellore

***** End of Report *****

VIEW LAB MONTHLY SUMMARY

Lab Name	COSMOS CLINICS AND DIAGNOSTICS		Details About Robust Analysis							
Lab No	10077		Detail About Monthly Summary							
Month	September		Detail about SDI							
Year	2021									
Constituent Group	Chemistry I									
Click on the analyte to view Graphical Data			All Analyser Result		Print					
			Date of Result Entered : 16/09/2021							
			Date of Report Published : 05/10/2021							
Sl.No	Analyte	Method / Principle Name	Analyzer Name	No of Participants	DV	Participants		Your Value	SDI	U
						CV	SD			
1	GLUCOSE	GOD-POD	Any Analyser (Automation / Semi Automation)	709	81.33	9.78	7.96	78 mg/dl	-0.42	0.60
2	UREA	Urease UV / GLDH	Any Analyser (Automation / Semi Automation)	578	93.58	10.00	9.36	131 mg/dl	4.00	0.78
3	CREATININE	Jaffes Kinetic - Alkaline picrate	Any Analyser (Automation / Semi Automation)	479	7.01	11.04	0.77	7.9 mg/dl	1.15	0.07
4	T.BILIRUBIN	Diazonium salt (Colorimetric) / Jendrassik	Any Analyser (Automation / Semi Automation)	541	1.75	16.28	0.28	4 mg/dl	8.04	0.02
5	T-PROTEIN	Biuret - Colorimetric	Any Analyser (Automation / Semi Automation)	666	5.37	9.63	0.52	4.1 g/dl	-2.46	0.04
6	CALCIUM	Arsenazo III	Any Analyser (Automation / Semi Automation)	504	8.67	9.82	0.85	9.4 mg/dl	0.86	0.08
7	PHOSPHORUS	Molybdate UV / Phosphomolybdate complex	Any Analyser (Automation / Semi Automation)	351	3.35	17.69	0.59	4 mg/dl	1.10	0.06
8	URIC ACID	Enzymatic / Uricase Colorimetric	Any Analyser (Automation / Semi Automation)	633	7.81	11.90	0.93	9.68 mg/dl	2.01	0.07
9	CHOLESTEROL	CHOD-PAP	Any Analyser (Automation / Semi Automation)	667	111.25	8.59	9.55	117 mg/dl	0.60	0.74
10	TRIGLYCERIDE	GPO-PAP / Enzymatic Colorimetric / End Point	Any Analyser (Automation / Semi Automation)	615	245.32	10.30	25.26	350 mg/dl	4.14	2.04
11	HDL CHO	Direct method / Enzymatic colorimetric	Any Analyser (Automation / Semi Automation)	443	27.77	16.06	4.46	24.1 mg/dl	-0.82	0.42
12	SODIUM	ISE - Direct	Any Analyser (Automation / Semi Automation)	605	127.77	3.62	4.62	136 mmol/L	1.78	0.38
13	POTASSIUM	ISE - Direct	Any Analyser (Automation / Semi Automation)	608	5.30	5.64	0.30	5.6 mmol/L	1.00	0.02
14	CHLORIDE	ISE - Direct	Any Analyser (Automation / Semi Automation)	472	103.50	4.05	4.19	101 mmol/L	-0.60	0.39

			Automation)							
15	AST	UV kinetic without PLP (P-5-P)	Any Analyser (Automation / Semi Automation)	394	86.33	11.92	10.29	105 U/L	1.81	1.04
16	ALT	UV kinetic without PLP (P-5-P)	Any Analyser (Automation / Semi Automation)	355	257.48	16.34	42.08	296 U/L	0.92	4.47
17	ALP	PNP AMP kinetic	Any Analyser (Automation / Semi Automation)	452	183.43	18.11	33.22	240 U/L	1.70	3.13
18	AMYLASE	CNPG3	Any Analyser (Automation / Semi Automation)	390	73.03	16.72	12.21	52.3 U/L	-1.70	1.24
19	MAGNESIUM	Xylidyl Blue	Any Analyser (Automation / Semi Automation)	155	2.40	15.43	0.37	3 mg/dl	1.62	0.06

SDI Range	Interpretation
Within -1.0 to +1.0	Excellent.
Between ±1.0 to ±2.0	Good.
Between ±2.0 to ±3.0	Accept with caution. Warning Signal.
Beyond ±3.0	Unacceptable performance. Action Signal.

Links

Modify Address	Modify Methods	Submit Lab Results	View Lab Monthly Summary
Yearly Summary	Change Password	Home	Sign-out



CALIBRATION CERTIFICATE

DIAGNOSTICNAME	COSMOSDIAGNOSTIC
ASSRESS	#503, SMV ARCADE ANDRAHALLI MAIN ROAD BANGALOREKARNATAKA
ANALYSER	ICUBIO (iMagic - M7)
DEPARTMENT	BIOCHEMISTRY DEPT.
DATE	APRIL18,2021

This is to certify that the above mentioned analyzer was calibrated by the following procedure as per manufacturer *s recommendations.

1. Analyser Rotor Init position check
2. Check Abs sensitivity100%
3. Check Init Position Accuracy
4. Check Pump Motor condition
5. Air/watercalibration

All the checks and calibration were done and system is being used under recommended conditions
Next calibration is due on April18, 2022

Euro Diagnostic Systems Pvt. Ltd.

Gopi SL
Technical Specialist
Bangalore



Technical Service Report

CUSTOMER NAME: Cosmos Diagnostic
ADDRESS: #503 SMV Arcade, Andhaballi, Main road, Syndicate Bank layout, Ban. 91.
TEL. NO.: _____
VOLTAGE: Line/Neutral: 230...V, Line/Earth: 230...V, Earth/Neutral: 0...V (should not >005)
POWER SOURCE: DIRECT / UPS / CVT
INSTRUMENT: Fully automatic analyser.
MODEL: Emagic **SERIAL NO.:** _____
PROBLEM REPORTED: Result Varied - (DC outflow)

DATE: 20/06/2021

India service AMC
 CHARGEABLE CALL P.M. VISIT
 COURTESY CALL APPLICATION

WORK CARRIED OUT AT:
 SITE SERVICE CENTRE

PARAMETERS (Synergy Bio 1904C)

T: OK A: OK Pump Speed: OK
Pump: OK Front Board: OK Gain Cal: OK Pump Cal: OK

PARAMETERS (AutoLab Star Plus/ Versa)
Pump Calibration: 500 ul (800-1200 ul)

FILTER STATUS:

Filters in nm	340	405						
Gain								
A/D Value (for Star Plus & Versa)	48512	46420						
Abs of D/Water								

Instrument Status:
Outer Body: OK Display: OK Key Pad: OK Pump Motor: OK Printer: OK
Aspiration Button: OK Tubing Set: chopped Flow Cell: OK Internal Connectors: OK Software: OK
Remarks on the defective part / parts if any: Cuvette Holder segment changed completely

SERVICE DETAILS

FOLLOWING PARTS HAVE BEEN REPLACED (if changed)				TO BE FILLED IN BY CUSTOMER
PART NO.	DESCRIPTION	QTY	PRICE	
1.	Cuvette Holder	1	-	<input checked="" type="checkbox"/> PREVENTIVE MAINTENANCE SERVICE WORK CARRIED OUT SATISFACTORILY

USED FROM COMPANY'S STOCK CUSTOMER'S STOCK

SERVICE CHARGE / SPARE PARTS' CHARGE DETAILS:

Received with thanks the sum of Rs. (Rupees.....) dated vide cash/Cheque No..... as the service charge/ spare parts' charge for servicing the above mentioned instrument.

NOTE:

- Parts replaced are chargeable once warranty period is over.
- Consumables like Printer Head, Lamp, tubings, paper rolls, glass parts etc. are not covered by warranty and hence are chargeable.
- If the customer is not under AMC, customer needs to pay service charge to the engineer for any sort of service.

ENGINEER'S REMARKS: Cuvette Rack/ Holder Replaced and working found ok.

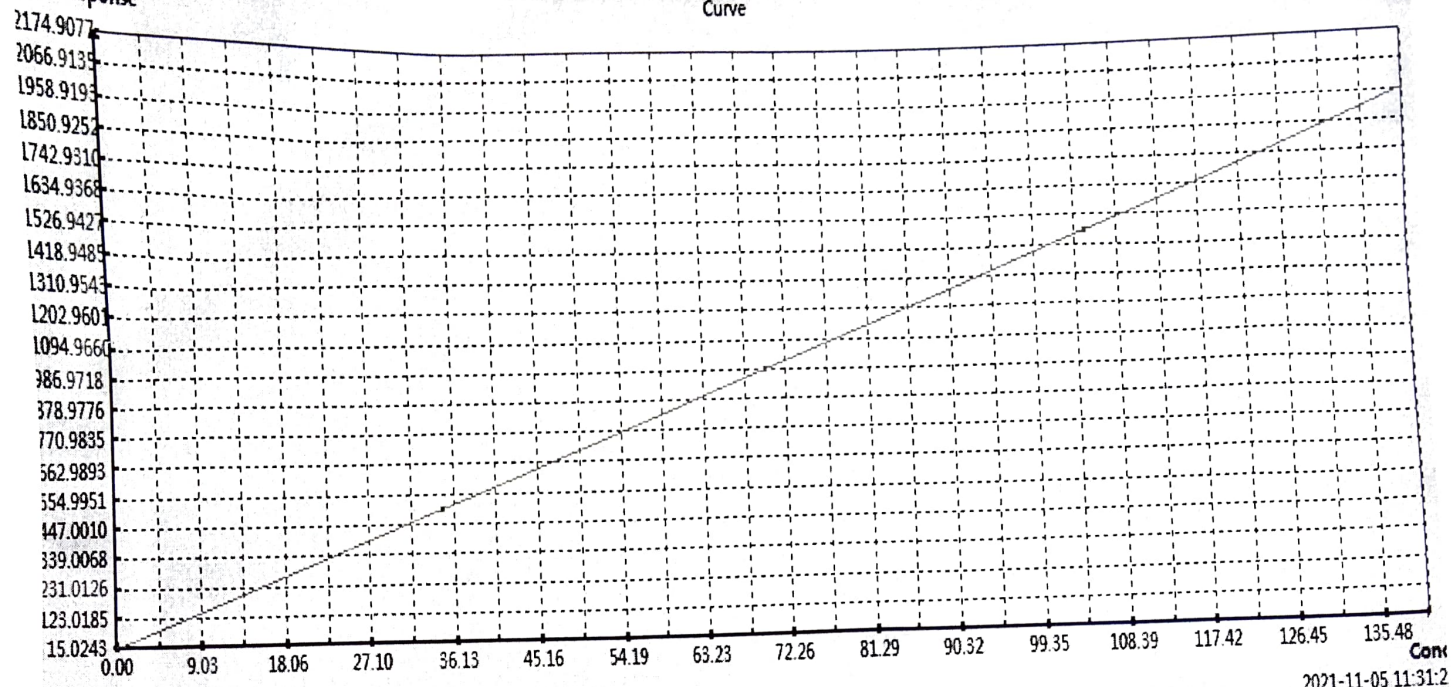
ENGINEERS' SIGNATURE & NAME: *[Signature]*

RECEIVED ON: 20.06.2021
CHECKED BY: *[Signature]*

GENIX DIAGNOSTICS Calibration report

Response

Curve

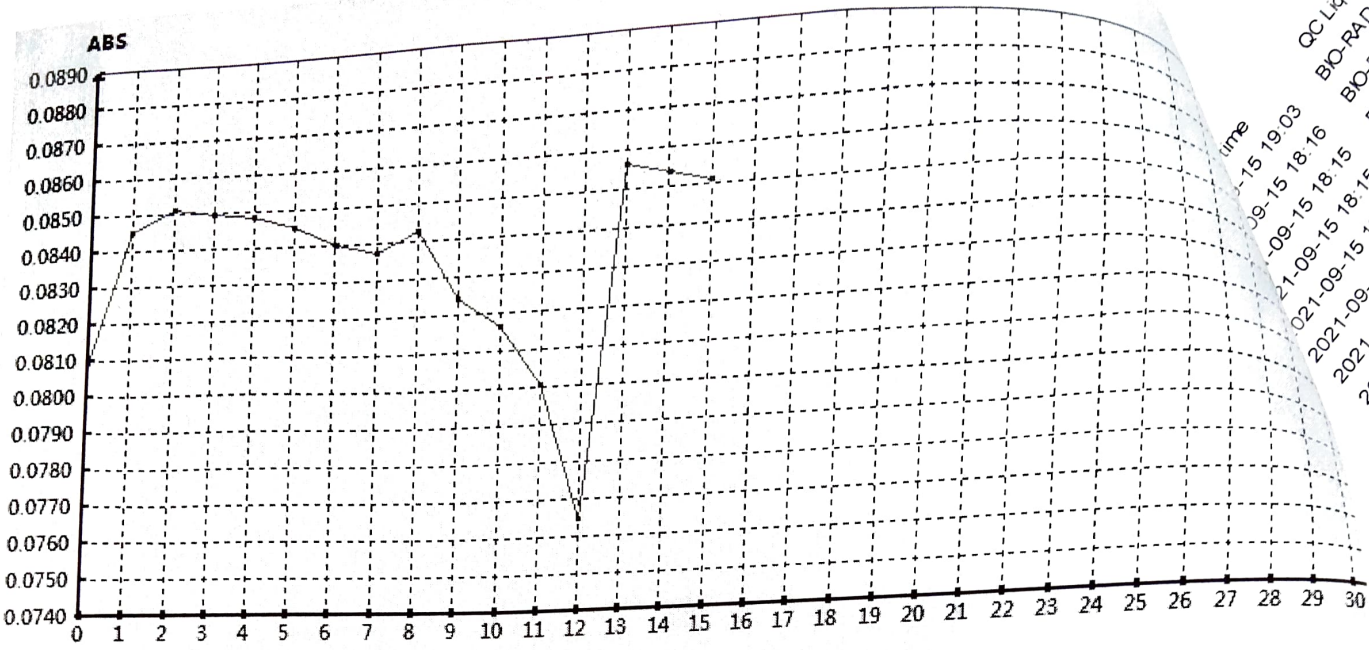


2021-11-05 11:31:2

Test Date	Response	Conc
2021-09-15 17:16:40	15.0243	0
2021-09-15 17:17:16	1958.9194	140

FormCalibReq

Reaction Curve



time
-15 19:03 QC Liquid
09-15 18:16 BIO-RAD 1
-09-15 18:15 BIO-RAD
21-09-15 18:15 BR
021-09-15 18:15
2021-09-15
2021-09-15

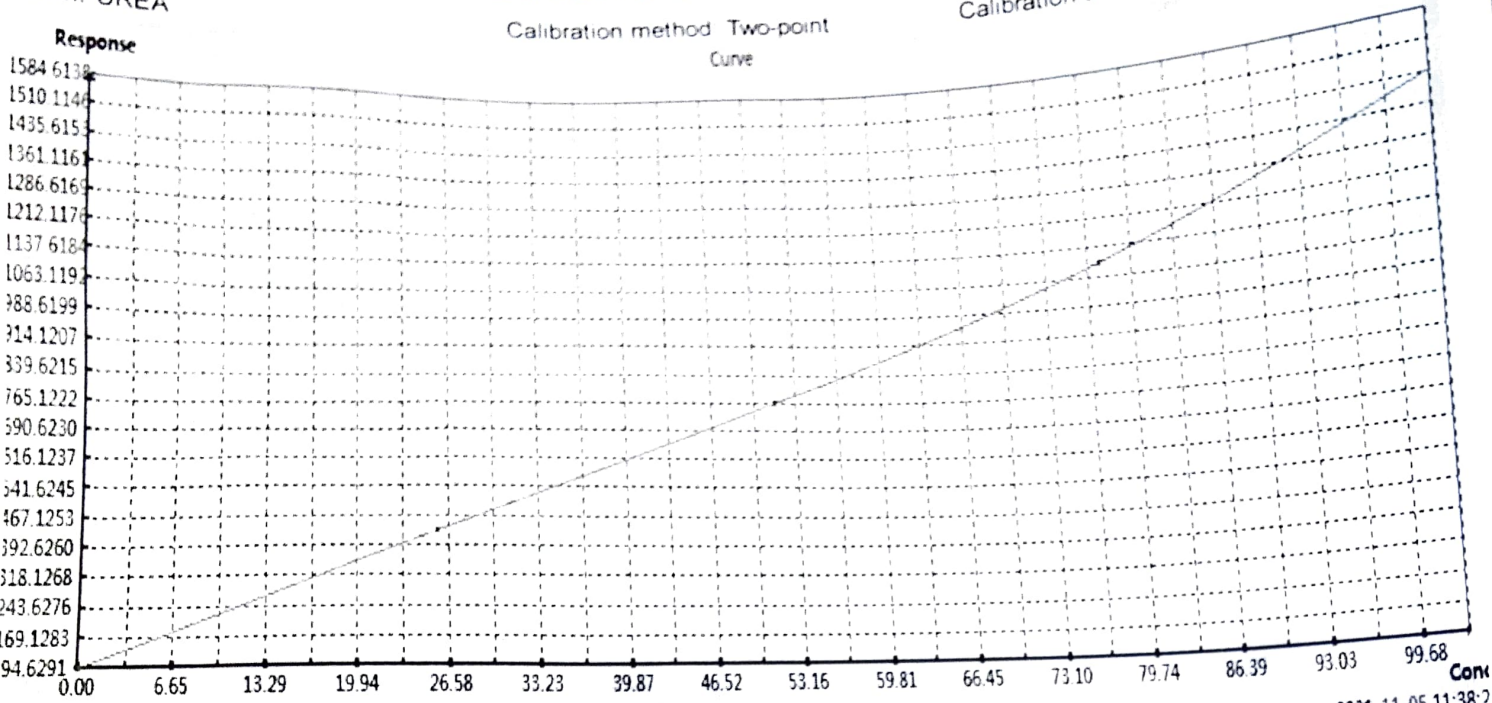
1-09-15 18:15	BIO-RAD L2	GGT	158	40	0	61-153
1-09-15 18:15	BIO-RAD L2	ALP	433	23	0	107-207
1-09-15 18:14	BIO-RAD L2	SGPT	107	25	29	3.7-5.3
1-09-15 18:14	BIO-RAD L2	SGOT	157	0.4	0	0.72-1.08
1-09-15 18:13	BIO-RAD L2	TPR	4.5	0.09	1.661	3.6-5.4
1-09-15 18:12	BIO-RAD L2	DBIL	0.9	0.45	5.206	92.2-137.8
1-09-15 18:12	BIO-RAD L2	TBIL	4.5	11.4	97	68-144
1-09-15 18:11	BIO-RAD L2	<u>TGL</u>	115	19	109	3.85-6.85
1-09-15 18:10	BIO-RAD L2	CHOL	106	0.75	0	80-120
1-09-15 18:10	BIO-RAD L2	CREA	5.35	10	23009.55	241-361
1-09-15 18:09	BIO-RAD L2	UREA	100	30	283	68-144
1-09-15 18:09	BIO-RAD L2	GLU	301	19	0	3.85-6.85
1-09-15 18:08	BIO-RAD L2	CHOL	106	0.75	0	80-120
1-09-15 10:12	BIO-RAD L2	CREA	5.35	10	0	241-361
1-09-15 10:12	BIO-RAD L2	UREA	100	30	0	107-207
1-09-15 10:11	BIO-RAD L2	GLU	301	25	0	3.7-5.3
1-09-15 10:11	BIO-RAD L2	SGOT	157	0.4	0	0.72-1.08
1-09-15 09:11	BIO-RAD L2	TPR	4.5	0.09	0	3.6-5.4
1-09-15 09:11	BIO-RAD L2	DBIL	0.9	0.45	0	92.2-137.8
1-09-15 09:10	BIO-RAD L2	TBIL	4.5	11.4	0	68-144
1-09-15 09:09	BIO-RAD L2	TGL	115	19	30	3.85-6.85
1-09-15 09:09	BIO-RAD L2	CHOL	106	0.75	0	80-120
1-09-15 09:08	BIO-RAD L2	CREA	5.35	10	0	241-361
1-09-15 09:08	BIO-RAD L2	UREA	100	30	258	
1-09-15 09:07	BIO-RAD L2	GLU	301			
1-09-15 09:06	BIO-RAD L2					

PHOENIX DIAGNOSTICS Calibration report

Item: UREA

Calibration time: 2021-09-07 14:38:06

Calibration method: Two-point
Curve

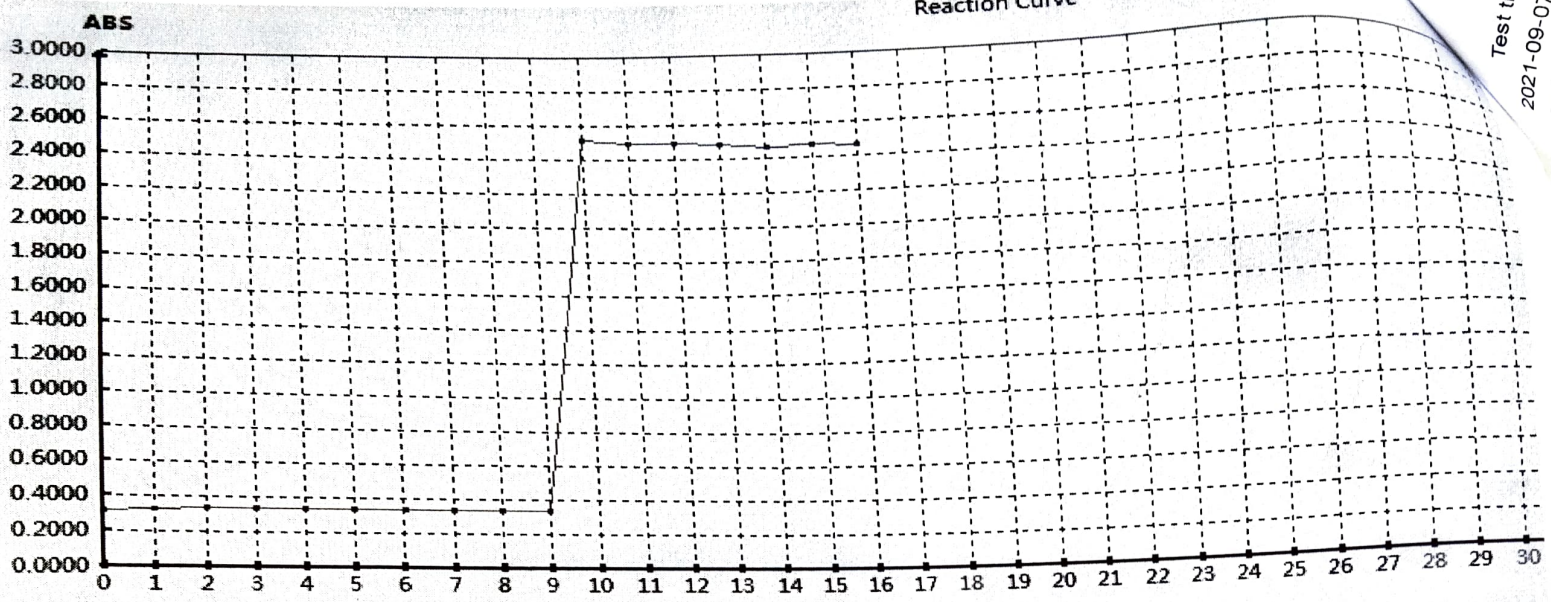


2021-11-05 11:38:2

Test Date	Response	Conc
2021-09-07 14:27:00	94.6291	0
2021-09-07 14:27:36	1435.6153	103

FormCalibReq

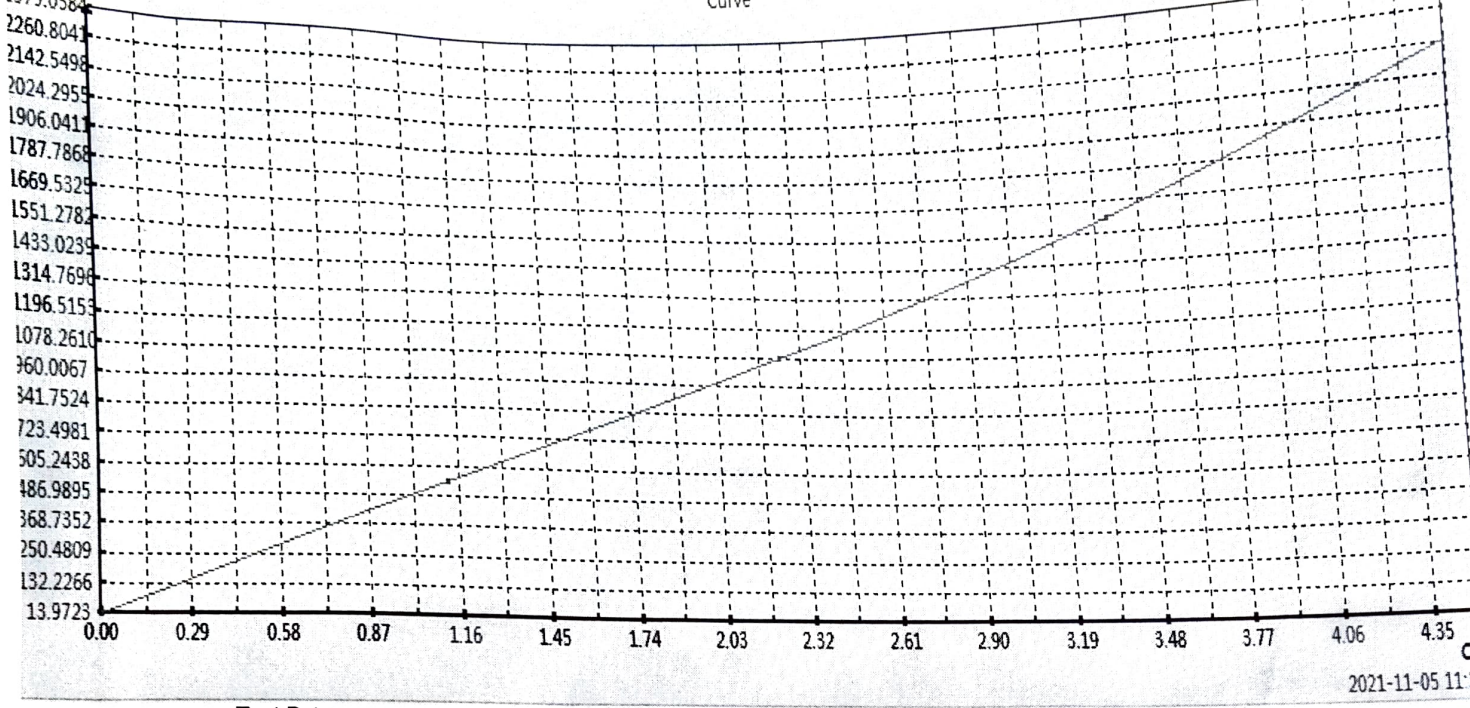
Reaction Curve



Test time
2021-09-07 14:38
2021-09-07

QC information

Test time	QC Liquid	Item	Ave	SD	Result	SD Range	In Control
2021-09-07 14:38	BIO-RAD L2	HDL	27	3	30.8	21-33	Y
2021-09-07 14:37	BIO-RAD L2	CALC	11.8	0.8	12.8	10.2-13.4	Y
2021-09-07 14:36	BIO-RAD L2	URIC	10.3	1	7.52	8.3-12.3	N
2021-09-07 14:36	BIO-RAD L2	GGT	158	20	169.4	118-198	Y
2021-09-07 14:35	BIO-RAD L2	ALP	433	40	387	353-513	Y
2021-09-07 14:34	BIO-RAD L2	SGPT	107	23	24	61-153	N
2021-09-07 14:34	BIO-RAD L2	SGOT	157	25	161	107-207	Y
2021-09-07 14:33	BIO-RAD L2	TPR	4.5	0.4	4.26	3.7-5.3	Y
2021-09-07 14:33	BIO-RAD L2	DBIL	0.9	0.09	1.733	0.72-1.08	N
2021-09-07 14:32	BIO-RAD L2	TBIL	4.5	0.45	4.795	3.6-5.4	Y
2021-09-07 14:31	BIO-RAD L2	TGL	115	11.4	123	92.2-137.8	Y
2021-09-07 14:31	BIO-RAD L2	CHOL	106	19	107	68-144	Y
2021-09-07 14:30	BIO-RAD L2	CREA	5.35	0.75	6.05	3.85-6.85	Y
2021-09-07 14:30	BIO-RAD L2	<u>UREA</u>	100	10	<u>110.78</u>	80-120	Y
2021-09-07 14:29	BIO-RAD L2	<u>GLU</u>	301	30	<u>293</u>	241-361	Y



Test Date	Response	Conc.
2021-09-14 17:58:29	13.9723	0
2021-09-14 17:59:08	2142.5462	4.49

2021-11-05 11:39:23

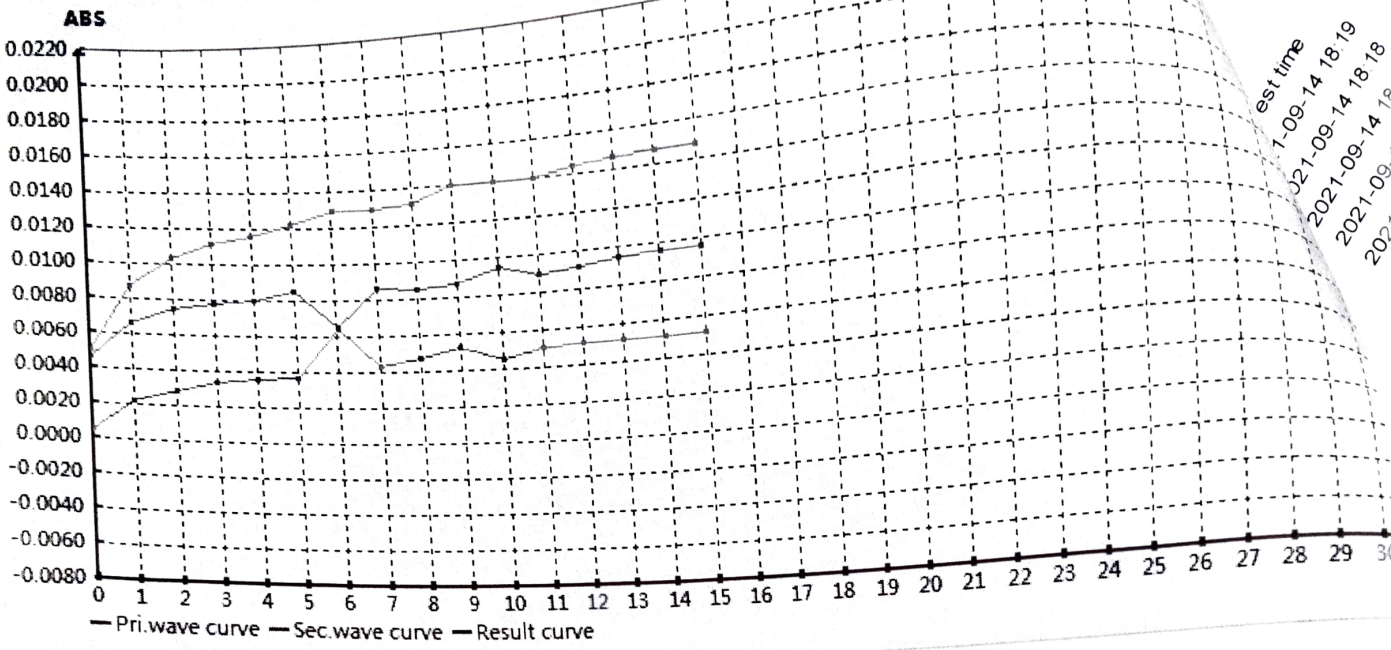
Print Time: 2021-11-05 11:39:23

Reviewer:

Test person:

FormCalibReq

Reaction Curve



est time
2021-09-14 18:19
QC Liquid
BIO-5
2021-09-14 18:18
2021-09-14 18:18
2021-09-14 18:18

QC Information

Test time	QC Liquid	Item	Ave.	SD	Result	SD Range	In Control
2021-09-14 18:19	BIO-RAD L2	HDL	27	3	0.8	21-33	N
2021-09-14 18:18	BIO-RAD L2	CALC	11.8	0.8	22	10.2-13.4	N
2021-09-14 18:17	BIO-RAD L2	URIC	10.3	1	9.62	8.3-12.3	Y
2021-09-14 18:17	BIO-RAD L2	GGT	158	20	127.9	118-198	N
2021-09-14 18:16	BIO-RAD L2	ALP	433	40	0	353-513	N
2021-09-14 18:16	BIO-RAD L2	SGPT	107	23	1608	61-153	N
2021-09-14 18:15	BIO-RAD L2	SGOT	157	25	17956	107-207	N
2021-09-14 18:14	BIO-RAD L2	TPR	4.5	0.4	156.1	3.7-5.3	N
2021-09-14 18:14	BIO-RAD L2	DBIL	0.9	0.09	1.533	0.72-1.08	N
2021-09-14 18:14	BIO-RAD L2	TBIL	4.5	0.45	2.856	3.6-5.4	N
2021-09-14 18:13	BIO-RAD L2	TBIL	115	11.4	91	92.2-137.8	N
2021-09-14 18:13	BIO-RAD L2	TGL	106	19	0	68-144	Y
2021-09-14 18:12	BIO-RAD L2	CHOL	106	19	0	68-144	Y
2021-09-14 18:11	BIO-RAD L2	CHOL	106	19	6.07	3.85-6.85	Y
2021-09-14 18:11	BIO-RAD L2	CREA	5.35	0.75	6.07	3.85-6.85	Y
2021-09-14 18:11	BIO-RAD L2	UREA	100	10	111.51	80-120	Y
2021-09-14 18:10	BIO-RAD L2	UREA	100	10	289	241-361	Y
2021-09-14 18:10	BIO-RAD L2	GLU	301	30	28.4	21-33	Y
2021-09-14 09:38	BIO-RAD L2	HDL	27	3	12	10.2-13.4	Y
2021-09-14 09:37	BIO-RAD L2	HDL	27	3	12	10.2-13.4	N
2021-09-14 09:37	BIO-RAD L2	CALC	11.8	0.8	7.62	8.3-12.3	Y
2021-09-14 09:36	BIO-RAD L2	URIC	10.3	1	156.8	118-198	Y
2021-09-14 09:36	BIO-RAD L2	GGT	158	20	389	353-513	Y
2021-09-14 09:35	BIO-RAD L2	GGT	158	20	389	353-513	Y
2021-09-14 09:35	BIO-RAD L2	ALP	433	40	83	61-153	Y
2021-09-14 09:34	BIO-RAD L2	SGPT	107	23	157	107-207	Y
2021-09-14 09:34	BIO-RAD L2	SGOT	157	25	157	107-207	N
2021-09-14 09:33	BIO-RAD L2	TPR	4.5	0.4	1.49	3.7-5.3	N
2021-09-14 09:33	BIO-RAD L2	TPR	4.5	0.4	1.48	3.7-5.3	N
2021-09-14 09:33	BIO-RAD L2	DBIL	0.9	0.09	1.48	0.72-1.08	N
2021-09-14 09:32	BIO-RAD L2	DBIL	0.9	0.09	1.48	0.72-1.08	N
2021-09-14 09:32	BIO-RAD L2	TBIL	4.5	0.45	5.464	3.6-5.4	N
2021-09-14 09:32	BIO-RAD L2	TBIL	4.5	0.45	91	92.2-137.8	N
2021-09-14 09:31	BIO-RAD L2	TGL	115	11.4	91	92.2-137.8	N
2021-09-14 09:31	BIO-RAD L2	TGL	115	11.4	100	68-144	N
2021-09-14 09:31	BIO-RAD L2	CHOL	106	19	100	68-144	N
2021-09-14 09:30	BIO-RAD L2	CHOL	106	19	5.43	3.85-6.85	N
2021-09-14 09:30	BIO-RAD L2	CHOL	106	19	5.43	3.85-6.85	N
2021-09-14 09:30	BIO-RAD L2	CREA	5.35	0.75	260.21	80-120	N
2021-09-14 09:30	BIO-RAD L2	UREA	100	10	281	241-361	N
2021-09-14 09:30	BIO-RAD L2	UREA	100	10	281	241-361	N
2021-09-14 09:29	BIO-RAD L2	GLU	301	30	281	241-361	N



Technical Service Report

(Semi - Auto Analyzer)

CUSTOMER NAME : Cosmos Diagnostic **Date :** 22 / 09 / 2021

Address : _____ Warranty AMC

Contact No : _____ Chargeable Call P.M Visit

Voltage : Line / Neutral 230 V, Line/Earth 230 V, Earth/Neutral 0 V (Should not >005) Courtesy Call Application

Power Source : Direct / UPS / CVT

INSTRUMENT : Fully Automated Analyzer **SERIAL NO :** _____

MODEL : T Magic **PROBLEM REPORTED :** Result Variation Service Report

PARAMETERS (Synergy Bio 1904C) **PARAMETERS (AutoLab / Versa)**

T : OK **A :** OK **Pump Speed :** OK **Pump Calibration :** 500 ul

Pump : OK **Front Board :** OK **Gain Cal :** OK **Pump Cal :** OK

FILTER STATUS :

Filters in nm	340	405					
Gain							
A/D Value							
Abs of D/Water							

Instrument Status :

Outer Body : OK Display / T.Screen : OK Key Pad : OK Pump Motor : OK Printer : OK

Aspiration Button : OK Tubing Set : OK Flow Cell : OK Internal Connectors : OK Software : OK

Remarks on the defective part / parts if any : No

SERVICE DETAILS

FOLLOWING PARTS HAVE BEEN REPLACED (if changed)				TO BE FILLED IN BY CUSTOMER
PART NO	DESCRIPTION	QTY	PRICE	
	—		—	<input type="checkbox"/> PREVENTIVE MAINTENANCE / SERVICE WORK CARRIED OUT SATISFACTORILY

USED FROM COMPANY'S STOCK CUSTOMER'S STOCK

SERVICE CHARGE / SPARE PART'S CHARGE DETAILS :

Received with thanks the sum of Rs..... (Rupees.....) (Rupees.....) vide cash/Cheque No..... dated..... as the service charge/spare part's charge for servicing the above mentioned instrument.

NOTE :

- * Parts replaced are chargeable once warranty Period is over.
- * Consumables like printer Head, Lamp, tubings, paper rolls, glass parts, Flowcell, T.Screen etc are not covered under warranty and hence are chargeable.
- * If the customer is not under AMC, customer needs to pay service charge to the engineer for any sort of service.

ENGINEER'S REMARKS checked the machine properly and found that lamp was damaged. So adjust the lamp now the machine working fine.

ENGINEER'S SIGNATURE & NAME : _____

Seal & Signature of the Customer [Signature]

Name : _____ **(with seal)** _____

DATE : _____



COSMOS CLINICS AND DIAGNOSTICS
#503, SMV Arcade, Andrahalli Main Road, Syndicate
Bank Layout, Bengaluru- 560091

Title			
Document Type	Format	Document Number	CCD.LAB.FR.002
Prepared By	Mamatha	Checked by/Approved	Tanveer /Dr.Nirupama.S
Revision No.	0	Issue Date	

Laboratory: ONCOSTEM DIAGNOSTICS PVT. LTD.

Date: 03 Sept '2021
Area of NC occurrence: PT Septem Octlier.

NC No. PT.NC:002.
Major/minor


Non-Conformity (NC) Raised:
TGL, ma, HD 5B Octlier. —

Immediate corrective action :
Changed the ket from printer to
Euro ~~printer~~ compatible with machine.

Root cause analysis:
- Lamp issues & reagent instability
Corrected

CORRECTIVE ACTION PROPOSED:
- Proposal for in built freezer automated
Biochemistry Analyser as recommended

EVIDENCE OF IMPLEMENTATION FOR CONTINUAL IMPROVEMENT:
Attached

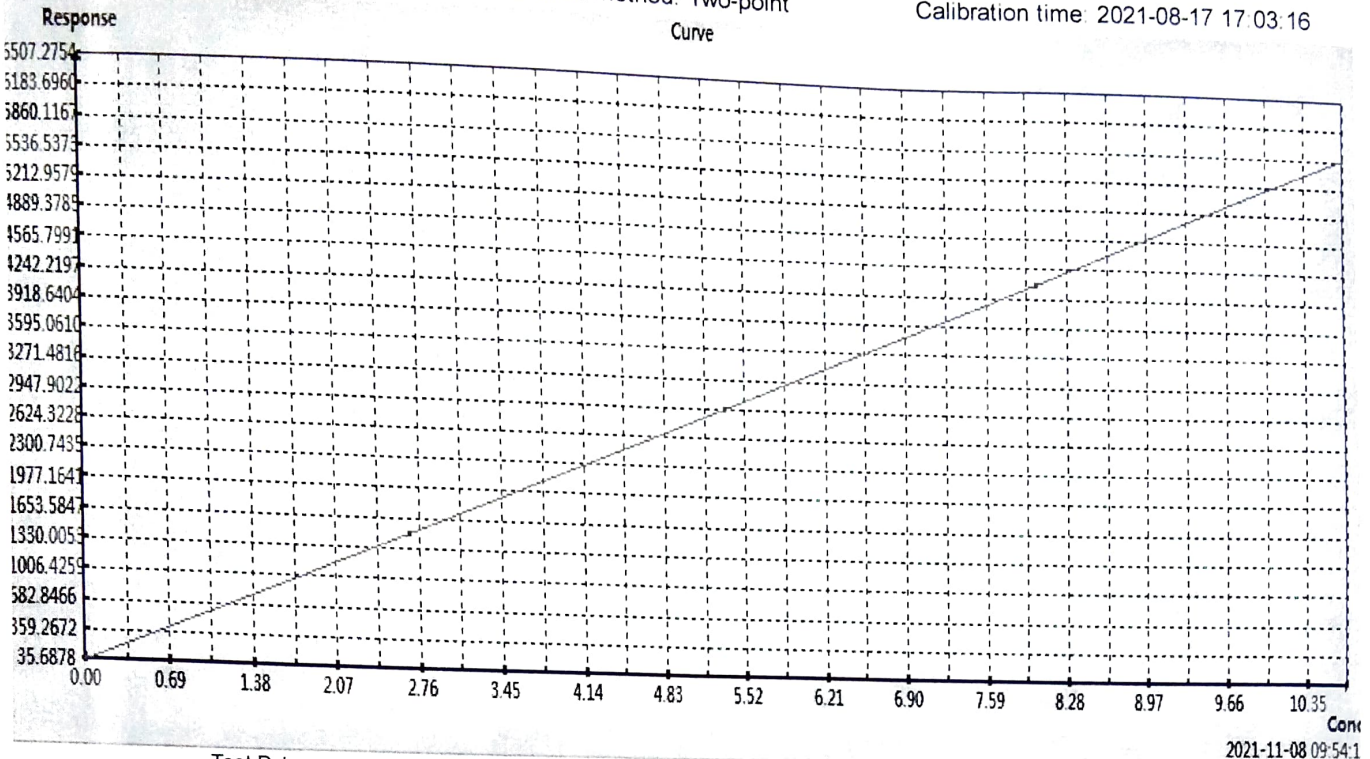
VERIFIED BY:

Dr. Nirupama S.

PHOENIX DIAGNOSTICS Calibration report

Item: CALC

Calibration method: Two-point
Curve

Calibration time 2021-08-17 17:03:16



2021-11-08 09:54:1

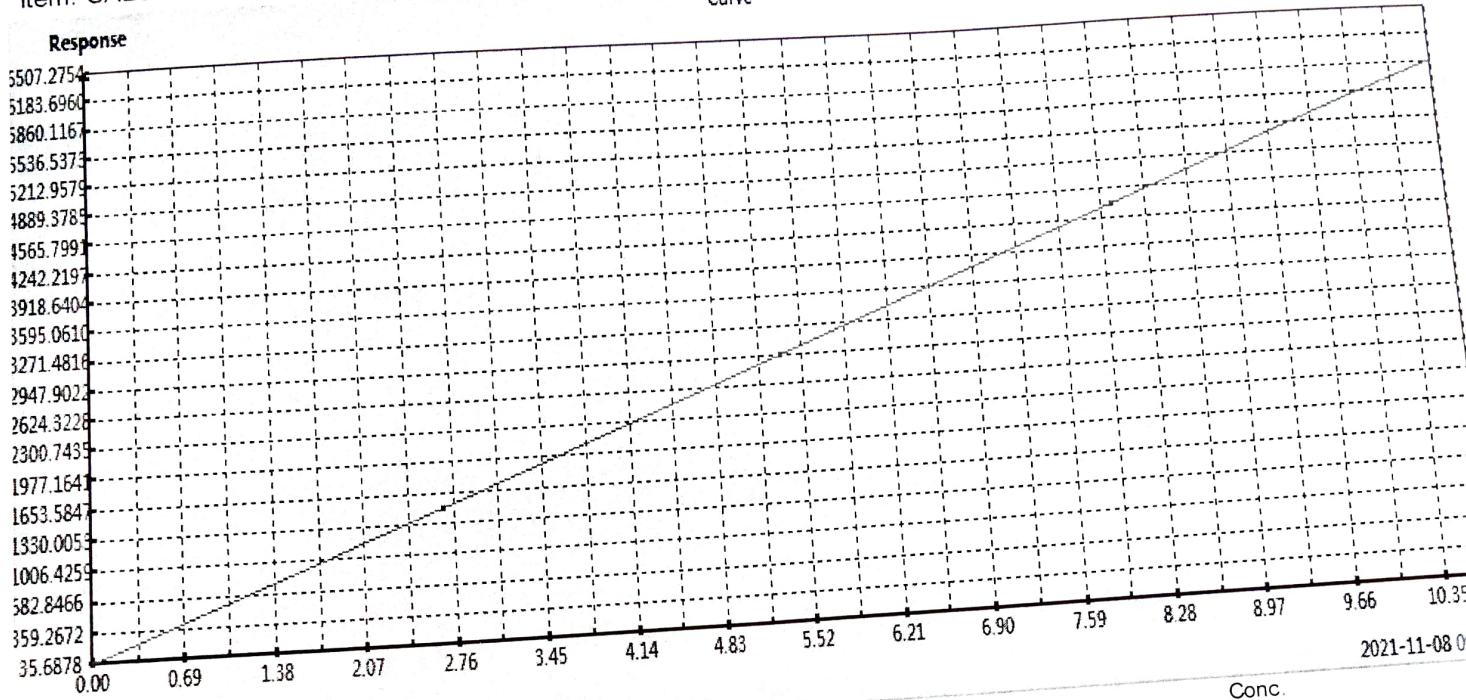
Test Date	Response	Conc
2021-08-17 16:52:24	35.6878	0
2021-08-17 16:53:00	5860.1311	10.7

PHOENIX DIAGNOSTICS Calibration report

Item: CALC

Calibration method: Two-point
Curve

Calibration time: 2021-08-17 17:03:16



Test Date
2021-08-17 16:52:24
2021-08-17 16:53:00

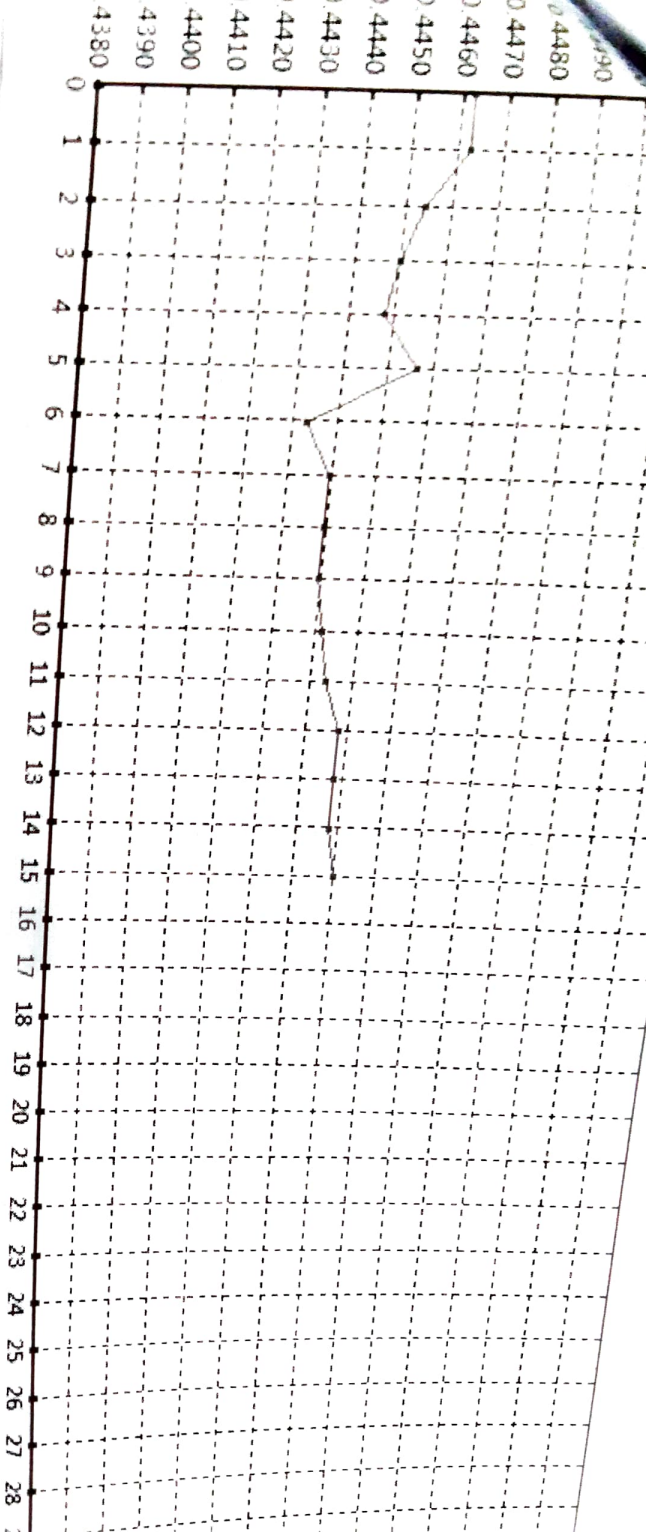
Response
35.6878
5860.1311

Conc.
0
10.7

Put
↔

2021-11-08 0

Reaction Curve

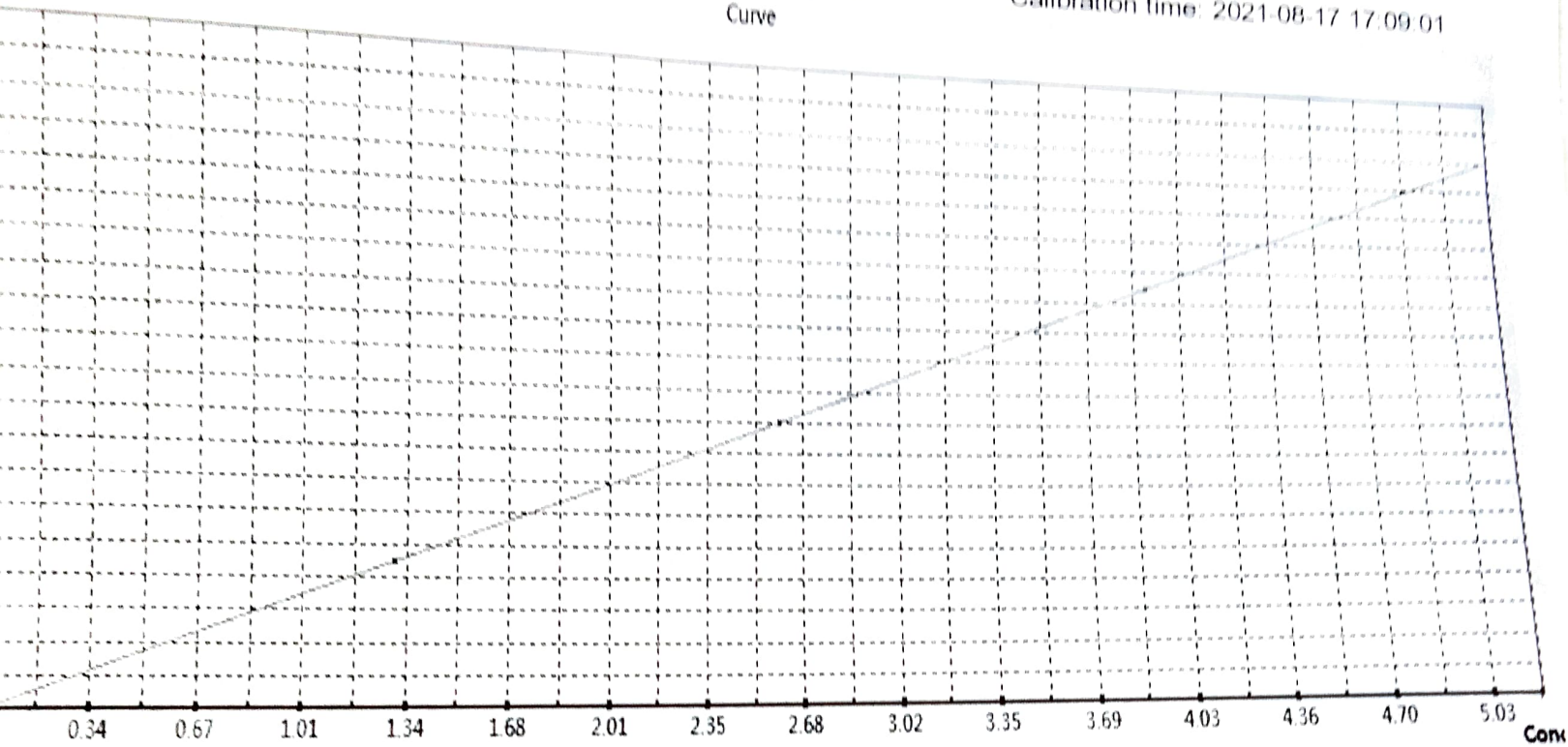


Peak

PHOENIX DIAGNOSTICS Calibration report

Calibration method: Two-point
Curve

Calibration time: 2021-08-17 17:09:01

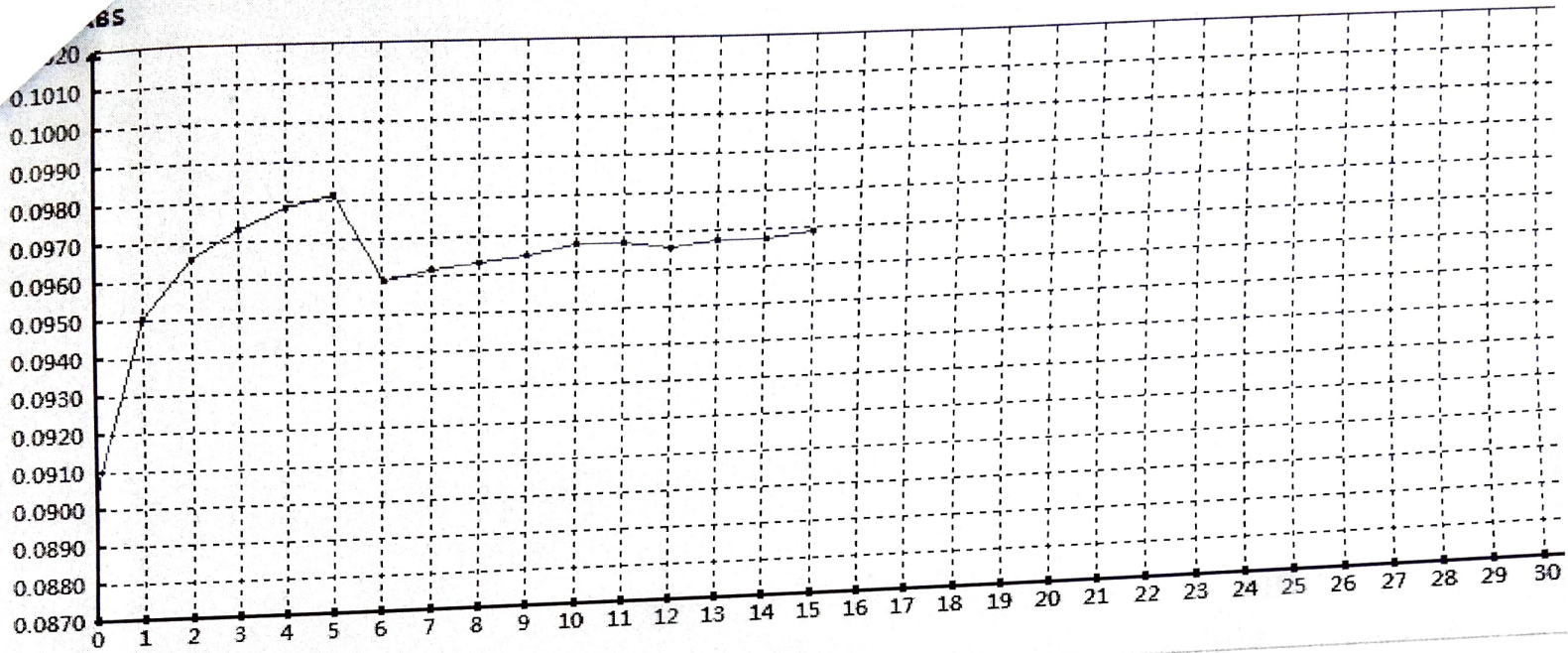


2021-11-08 09:51:2

Test Date	Response	Conc.
2021-08-17 16:58:30	5.2929	0
2021-08-17 16:59:06	1970.7051	5.2

FormCalibReq

Reaction Curve



Red
↗

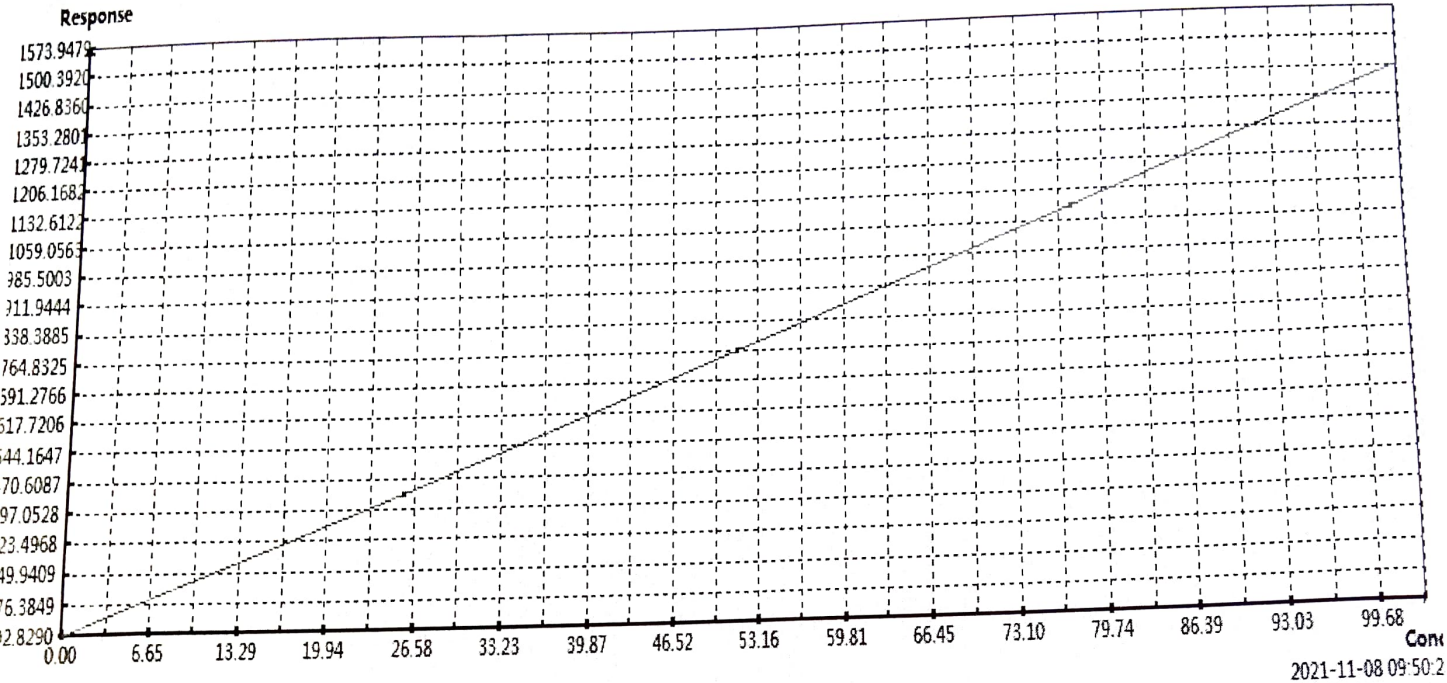
PHOENIX DIAGNOSTICSCalibration report

Item: UREA

Calibration method: Two-point

Calibration time: 2021-08-17 17:04:44

Curve



2021-11-08 09:50:2

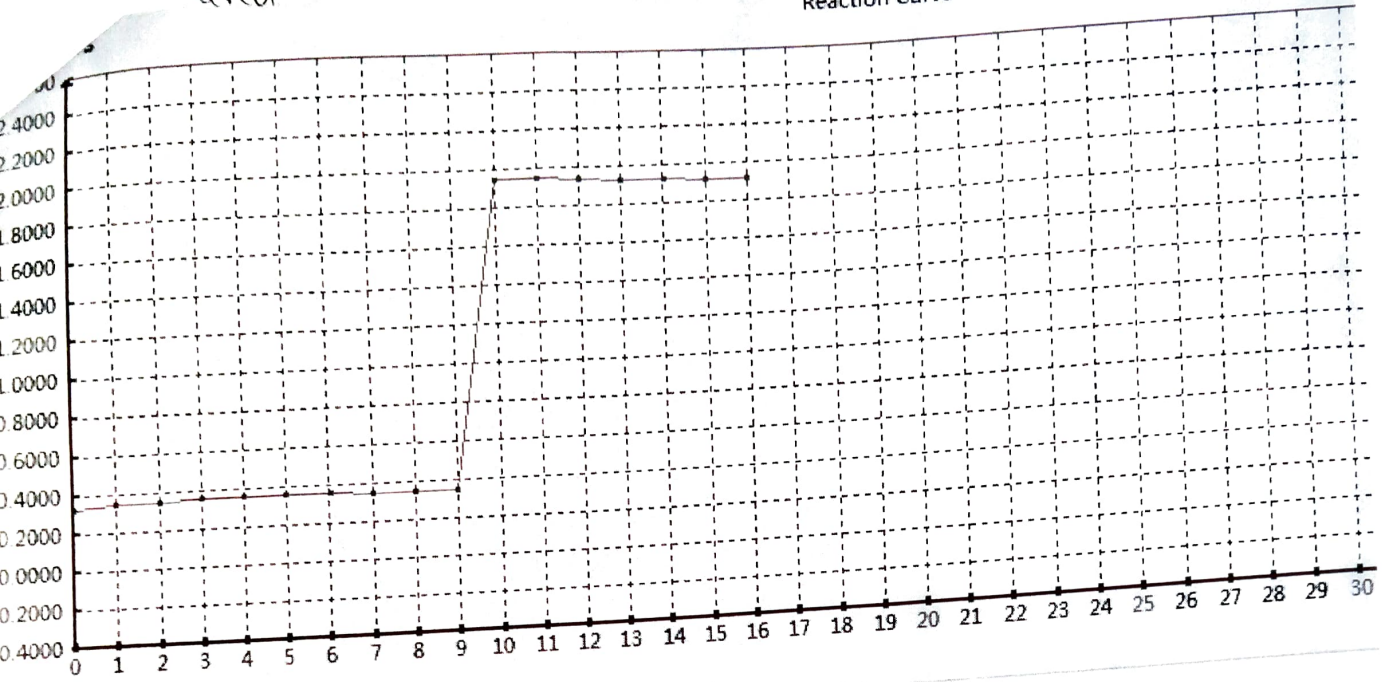
Test Date	Response	Conc.
2021-08-17 16:53:36	102.829	0
2021-08-17 16:54:14	1426.836	103

Dec

FormCalibReq

Reaction Curve

URECA



Sheel
↙

QC information

Test time	QC Liquid	Item	Ave.	SD	Result	SD Range	In Control
2021-08-17 17:42	BIO-RAD L2	DBIL	0.9	0.09	1.377	0.72-1.08	N
2021-08-17 17:41	BIO-RAD L2	TBIL	4.5	0.45	14.81	3.6-5.4	N
2021-08-17 17:41	BIO-RAD L2	<u>URIC</u>	10.3	1	<u>8.28</u>	<u>8.3-12.3</u>	N
2021-08-17 17:40	BIO-RAD L2	HDL	27	3	39.2	21-33	N
2021-08-17 17:40	BIO-RAD L2	GLU	301	30	291	241-361	Y
2021-08-17 17:39	BIO-RAD L2	CREA	5.35	0.75	5.52	3.85-6.85	Y
2021-08-17 17:38	BIO-RAD L2	GGT	158	20	152.9	118-198	Y
2021-08-17 17:38	BIO-RAD L2	UREA	100	10	101.41	80-120	Y
2021-08-17 17:37	BIO-RAD L2	<u>CALC</u>	11.8	0.8	<u>12</u>	<u>10.2-13.4</u>	Y
2021-08-17 17:37	BIO-RAD L2	TPR	4.5	0.4	4.67	3.7-5.3	Y
2021-08-17 17:36	BIO-RAD L2	ALP	433	40	333	353-513	N
2021-08-17 17:35	BIO-RAD L2	SGOT	157	25	194	107-207	Y
2021-08-17 17:35	BIO-RAD L2	TGL	115	11.4	112	92.2-137.8	Y
2021-08-17 17:34	BIO-RAD L2	CHOL	106	19	95	68-144	Y
2021-08-17 17:34	BIO-RAD L2	SGPT	107	23	94	61-153	Y
2021-08-17 08:54	BIO-RAD L2	D BILU	0	0	0.187	0-0	N
2021-08-17 08:53	BIO-RAD L2	HDL	27	3	37.4	21-33	N
2021-08-17 08:53	BIO-RAD L2	CALC	11.8	0.8	9.6	10.2-13.4	N
2021-08-17 08:52	BIO-RAD L2	URIC	10.3	1	11.39	8.3-12.3	Y
2021-08-17 08:51	BIO-RAD L2	GGT	158	20	164.6	118-198	Y
2021-08-17 08:51	BIO-RAD L2	ALP	433	40	335	353-513	N
2021-08-17 08:50	BIO-RAD L2	SGPT	107	23	109	61-153	Y
2021-08-17 08:50	BIO-RAD L2	SGOT	157	25	181	107-207	Y
2021-08-17 08:50	BIO-RAD L2	TPR	4.5	0.4	1.44	3.7-5.3	N
2021-08-17 08:49	BIO-RAD L2	TBIL	4.5	0.45	0	3.6-5.4	N
2021-08-17 08:48	BIO-RAD L2	TGL	115	11.4	80	92.2-137.8	N
2021-08-17 08:48	BIO-RAD L2	CHOL	106	19	95	68-144	Y
2021-08-17 08:47	BIO-RAD L2	CREA	5.35	0.75	5.36	3.85-6.85	Y
2021-08-17 08:47	BIO-RAD L2	<u>UREA</u>	100	10	<u>115.56</u>	<u>80-120</u>	Y
2021-08-17 08:46	BIO-RAD L2	GLU	301	30	272	241-361	Y

Technical Service Report

CUSTOMER NAME: Cosmos Diagnostics
ADDRESS: #503 SMV Arcade, Andrahalli Main Road, Syndicate Bank Layout, Ban. 91.
TEL. NO.:

DATE: 20/06/2021

India service net AMC
 CHARGEABLE CALL P.M. VISIT
 COURTESY CALL APPLICATION

VOLTAGE: Line/Neutral: 230...V, Line/Earth: 230...V, Earth/Neutral: 0...V (should not >005)
POWER SOURCE: DIRECT / UPS / CVT

INSTRUMENT: Fully automatic analyser
MODEL: Emagic **SERIAL NO.:**

WORK CARRIED OUT AT:
 SITE SERVICE CENTRE

PROBLEM REPORTED: Result Varied - (QC outlies)

PARAMETERS (Synergy Bio 1904C)
T: ok **A:** ok **Pump Speed :** ok
Pump: ok **Front Board:** ok **Gain Cal:** ok **Pump Cal:** ok

PARAMETERS (AutoLab Star Plus/ Versa)
Pump Calibration:
 500 ul (800-1200 ul)

FILTER STATUS:

Filters in nm	340	405					
Gain							
A/D Value (for Star Plus & Versa)	48572	46420					
Abs of D/Water							

Instrument Status:
 Outer Body: ok Display: ok Key Pad: ok Pump Motor: ok Printer: ok
 Aspiration Button: ok Tubing Set: chopped Flow Cell: ok Internal Connectors: ok Software: ok

Remarks on the defective part / parts if any: Cuvette Holder/segment changed completely.

SERVICE DETAILS

FOLLOWING PARTS HAVE BEEN REPLACED (if changed)				TO BE FILLED IN BY CUSTOMER	
PART NO.	DESCRIPTION	QTY	PRICE		
1.	Cuvettes Holder	1		<input checked="" type="checkbox"/> PREVENTIVE MAINTENANCE/ SERVICE WORK CARRIED OUT SATISFACTORILY <input type="checkbox"/> FAULT RECIFIED & INSTRUMENT IS WORKING SATISFACTORILY	

USED FROM COMPANY'S STOCK CUSTOMER'S STOCK

SERVICE CHARGE / SPARE PARTS' CHARGE DETAILS:

Received with thanks the sum of Rs. (Rupees.....) dated vide cash/Cheque No..... as the service charge/ spare parts' charge for servicing the above mentioned instrument.

NOTE:
 Parts replaced are chargeable once warranty Period is over.
 Consumables like Printer Head, Lamp, tubings, paper rolls, glass parts etc. are not covered by warranty and hence are chargeable.
 If the customer is not under AMC, customer needs to pay service charge to the engineer for any sort of service.

ENGINEER'S REMARKS: Cuvette Rack/ Holder Replaced and working found ok.

ENGINEERS' SIGNATURE & NAME: [Signature]

DATE: 20.06.2021 **CUSTOMER SIGNATURE WITH:** [Signature]

OFFICE USE:
 RECEIVED ON:
 CHECKED BY:



Technical Service Report

(Biom Auto Analyser)

CUSTOMER NAME: Chaitanya Enterprises

Address: _____

Contact No.: _____

Voltage: Line/Neutral/Earth 230V Line/Earth 240V Earth/Neutral 0..V (Should not -000)

Power Source: Direct UPS CVT

INSTRUMENT: Fully Automated Analyser

MODEL: 1000 **SERIAL NO.:** _____

PROBLEM REPORTED: Result Variation

Date: 22/07/2021

Warranty I AMC

Chargeable Call 24 PM Visit

Courtesy Call I Application

WORK CARRIED OUT AT SITE SERVICE CENTRE

PARAMETERS (Synergy Bio 1004C)

T: ok A: ok Pump Speed: ok

Pump: ok Front Board: ok Gain Cal: ok Pump Cal: ok

PARAMETERS (Autolab / Versa)

Pump Calibration: 500 ul

FILTER STATUS:

Filters in mm	340	405					
Gain							
A/D Value							
Abs of D/Water							

Instrument Status:

Outer Body: ok Display / I Screen: ok Key Pad: ok Pump Motor: ok Printer: ok

Aspiration Button: ok Tubing Set: ok Flow Cell: ok Internal Connectors: ok Software: ok

Remarks on the defective part / parts if any: No

SERVICE DETAILS

FOLLOWING PARTS HAVE BEEN REPLACED (if changed)

PART NO	DESCRIPTION	QTY	PRICE

TO BE FILLED IN BY CUSTOMER

PREVENTIVE MAINTENANCE / SERVICE WORK CARRIED OUT SATISFACTORILY

FAULT RECTIFIED & INSTRUMENT IS WORKING SATISFACTORILY

USED FROM COMPANY'S STOCK CUSTOMER'S STOCK

SERVICE CHARGE / SPARE PART'S CHARGE DETAILS:

Received with thanks the sum of Rs..... (Rupees.....) vide cash/Cheque No..... dated..... as the service charge/spare part's charge for servicing the above mentioned instrument.

NOTE:

- Parts replaced are chargeable once warranty Period is over.
- Consumables like printer Head, Lamp, Tubings, paper rolls, glass parts, Flowcell, I-Screen etc are not covered under warranty and hence are chargeable.
- If the customer is not under AMC, customer needs to pay service charge to the engineer for any sort of service.

ENGINEER'S REMARKS: checked the machine properly and found that lamp was damaged. So adjust the lamp now the machine is working fine.

ENGINEER'S SIGNATURE & NAME: Nikhil A. Gowd

Seal & Signature of the Customer

[Signature]

Name: _____

(with seal)


DATE: _____



COSMOS CLINICS AND DIAGNOSTICS
 #503, SMV Arcade, Andrahalli Main Road, Syndicate
 Bank Layout, Bengaluru- 560091

Title			CCD.LAB.FR.002
Document Type	Format	Document Number	
Prepared By	Mamatha	Checked by/Approved	Tanveer /Dr.Nirupama.S
Revision No.	0	Issue Date	

Laboratory: COSMOS CLINICS & DIAGNOSTICS

Date: 5 th Aug 2021	Area of NC occurrence: PT out line.
NC No. PT-NC:01	Major/minor
Non-Conformity (NC) Raised: July 2021 sample run, result obtained on 2 nd Aug show urea, calcium & uric acid (outlier).	
Immediate corrective action: - Calibration carried out, QC run	
Root cause analysis: - Reagent stability due to heating, on prolonged exposure to heat Corrective action - fresh reagent to be taken out and samples to be run in batches.	
CORRECTIVE ACTION PROPOSED: Preventive maintenance and lamp replacement carried out.	
EVIDENCE OF IMPLEMENTATION FOR CONTINUAL IMPROVEMENT: - QC run on subsequent days are within range.	
VERIFIED BY: Dr. Nirupama S. 	



Technical Service Report

CUSTOMER NAME: Cosmos Diagnostic
ADDRESS: #503 SMV Arcade, Andhaballi, Main road, Syndicate Bank layout, Ban. 91.
TEL. NO.:
VOLTAGE: Line/Neutral: 230 V, Line/Earth: 230 V, Earth/Neutral: 0 V (should not >005)
POWER SOURCE: DIRECT / UPS / CVT
INSTRUMENT: Fully automatic analyzer.
MODEL: Emagic **SERIAL NO.:**
PROBLEM REPORTED: Result Variato - (DC outflow)

DATE: 20/06/2021

India service AMC
 CHARGEABLE CALL P.M. VISIT
 COURTESY CALL APPLICATION

WORK CARRIED OUT AT
 SITE SERVICE CENTRE

PARAMETERS (Synergy Bio 1904C)

T: OK A: OK Pump Speed : OK
Pump: OK Front Board: OK Gain Cal: OK Pump Cal: OK

PARAMETERS (AutoLab Star Plus/ Versa)
Pump Calibration: 500 ul (800-1200 ul)

FILTER STATUS:

Filters in nm	340	405						
Gain								
A/D Value (for Star Plus & Versa)	48512	46420						
Abs of D/Water								

Instrument Status:
Outer Body: OK Display: OK Key Pad: OK Pump Motor: OK Printer: OK
Aspiration Button: OK Tubing Set: chopped Flow Cell: OK Internal Connectors: OK Software: OK
Remarks on the defective part / parts if any: Cuvette Holder segment changed completely

SERVICE DETAILS

FOLLOWING PARTS HAVE BEEN REPLACED (if changed)				TO BE FILLED IN BY CUSTOMER
PART NO.	DESCRIPTION	QTY	PRICE	
1.	Cuvette Holder	1	-	<input checked="" type="checkbox"/> PREVENTIVE MAINTENANCE SERVICE WORK CARRIED OUT SATISFACTORILY

USED FROM COMPANY'S STOCK CUSTOMER'S STOCK

SERVICE CHARGE / SPARE PARTS' CHARGE DETAILS:

Received with thanks the sum of Rs. (Rupees.....) dated vide cash/Cheque No..... as the service charge/ spare parts' charge for servicing the above mentioned instrument.

NOTE:

- Parts replaced are chargeable once warranty period is over.
- Consumables like Printer Head, Lamp, tubings, paper rolls, glass parts etc. are not covered by warranty and hence are chargeable.
- If the customer is not under AMC, customer needs to pay service charge to the engineer for any sort of service.

ENGINEER'S REMARKS: Cuvette Rack/ Holder Replaced and working point ok.

ENGINEERS' SIGNATURE & NAME: *[Signature]*

RECEIVED ON: 20.06.2021
CHECKED BY: *[Signature]*