

## VIEW LAB MONTHLY SUMMARY

Lab Name	COSMOS CLINICS AND DIAGNOSTICS		<a href="#">Details About Robust Analysis</a>							
Lab No	10077		<a href="#">Detail About Monthly Summary</a>							
Month	July		<a href="#">Detail about SDI</a>							
Year	2021									
Constituent Group	Chemistry I									
<a href="#">Click on the analyte to view Graphical Data</a>			<a href="#">All Analyser Result</a>		<a href="#">Print</a>					
			Date of Result Entered : 12/07/2021							
			Date of Report Published : 02/08/2021							
Sl.No	Analyte	Method / Principle Name	Analyzer Name	No of Participants	DV	Participants CV	Participants SD	Your Value	SDI	U
1	<a href="#">GLUCOSE</a>	GOD-POD	Any Analyser (Automation / Semi Automation )	704	100.34	9.43	9.46	121 mg/dl	2.18	0.71
2	<a href="#">UREA</a>	Urease UV / GLDH	Any Analyser (Automation / Semi Automation )	573	137.38	10.95	15.04	4.2 mg/dl	-8.86	1.26
3	<a href="#">CREATININE</a>	Jaffes Kinetic - Alkaline picrate	Any Analyser (Automation / Semi Automation )	482	7.60	12.25	0.93	8.7 mg/dl	1.18	0.08
4	<a href="#">T.BILIRUBIN</a>	Diazonium salt ( Colorimetric ) / Jendrassik	Any Analyser (Automation / Semi Automation )	568	5.80	13.03	0.76	6.8 mg/dl	1.32	0.06
5	<a href="#">T-PROTEIN</a>	Biuret - Colorimetric	Any Analyser (Automation / Semi Automation )	691	5.29	11.14	0.59	5.5 g/dl	0.36	0.04
6	<a href="#">CALCIUM</a>	Arsenazo III	Any Analyser (Automation / Semi Automation )	476	10.29	7.90	0.81	13.4 mg/dl	3.84	0.07
7	<a href="#">PHOSPHORUS</a>	Molybdate UV / Phosphomolybdate complex	Any Analyser (Automation / Semi Automation )	319	6.39	12.37	0.79	6.7 mg/dl	0.39	0.09
8	<a href="#">URIC ACID</a>	Enzymatic / Uricase Colorimetric	Any Analyser (Automation / Semi Automation )	672	8.84	13.24	1.17	14.9 mg/dl	5.18	0.09
9	<a href="#">CHOLESTEROL</a>	CHOD-PAP	Any Analyser (Automation / Semi Automation )	678	107.24	11.24	12.06	131 mg/dl	1.97	0.93
10	<a href="#">TRIGLYCERIDE</a>	GPO-PAP / Enzymatic Colorimetric / End Point	Any Analyser (Automation / Semi Automation )	635	220.96	11.08	24.48	255 mg/dl	1.39	1.94
11	<a href="#">HDL CHO</a>	Direct method / Enzymatic colorimetric	Any Analyser (Automation / Semi Automation )	456	27.11	18.80	5.10	53.6 mg/dl	5.19	0.48
12	<a href="#">SODIUM</a>	ISE - Direct	Any Analyser (Automation / Semi Automation )	579	142.97	3.40	4.87	148 mmol/L	1.03	0.40
13	<a href="#">POTASSIUM</a>	ISE - Direct	Any Analyser (Automation / Semi Automation )	580	3.56	5.79	0.21	3.7 mmol/L	0.68	0.02
14	<a href="#">CHLORIDE</a>	ISE - Direct	Any Analyser (Automation / Semi Automation )	455	102.25	4.39	4.49	97 mmol/L	-1.17	0.42

			Automation )							
15	<b>AST</b>	UV kinetic without PLP (P-5-P )	Any Analyser (Automation / Semi Automation )	379	110.19	15.80	17.40	90 U/L	-1.16	1.79
16	<b>ALT</b>	UV kinetic without PLP (P-5-P )	Any Analyser (Automation / Semi Automation )	276	36.42	19.52	7.11	41 U/L	0.64	0.86
17	<b>ALP</b>	PNP AMP kinetic	Any Analyser (Automation / Semi Automation )	427	146.72	16.69	24.49	190 U/L	1.77	2.37
18	<b>AMYLASE</b>	CNPG3	Any Analyser (Automation / Semi Automation )	393	111.19	17.02	18.93	118.7 U/L	0.40	1.91
19	<b>IRON</b>	Ferro Zine ( No Protein Removal )	Any Analyser (Automation / Semi Automation )	49	182.56	9.98	18.22	705.2 ug/dl	28.68	5.21
20	<b>MAGNESIUM</b>	Xylidyl Blue	Any Analyser (Automation / Semi Automation )	121	3.31	16.81	0.56	4.9 mg/dl	2.84	0.10

SDI Range	Interpretation
Within -1.0 to +1.0	Excellent.
Between ±1.0 to ±2.0	Good.
Between ±2.0 to ±3.0	Accept with caution. Warning Signal.
Beyond ±3.0	Unacceptable performance. Action Signal.

### Links

<a href="#">Modify Address</a>	<a href="#">Modify Methods</a>	<a href="#">Submit Lab Results</a>	<a href="#">View Lab Monthly Summary</a>
<a href="#">Yearly Summary</a>	<a href="#">Change Password</a>	<a href="#">Home</a>	<a href="#">Sign-out</a>



COSMOS CLINICS AND DIAGNOSTICS  
#503, SMV Arcade, Andrahalli Main Road, Syndicate  
Bank Layout, Bengaluru- 560091

Title	CCD.LAB.FR.002		
Document Type	Format	Document Number	
Prepared By	Mamatha	Checked by/Approved	Tanveer /Dr.Nirupama.S
Revision No.	0	Issue Date	

Laboratory: ONCOSTEM DIAGNOSTICS PVT. LTD.

Date:

5 Aug 2021

Area of NC occurrence:

PT Outlier.

NC No.

PT-N:001

Major/minor

Non-Conformity (NC) Raised:

July EQAI sample seen, result obtained a  
2nd Aug show here, calcium, use Add end HDL (outlier)

Immediate corrective action :

- calibration carried out , QC seen.

Root cause analysis:

Reagent stability due to heating or prolonged exposure  
Corrective Action - fresh reagent to be taken and samples  
to be seen in batch.

CORRECTIVE ACTION PROPOSED:

Reagent maintenance and lamp replacement  
carried out.

EVIDENCE OF IMPLEMENTATION FOR CONTINUAL IMPROVEMENT:

- QC seen on subsequent days are within range.

VERIFIED BY:

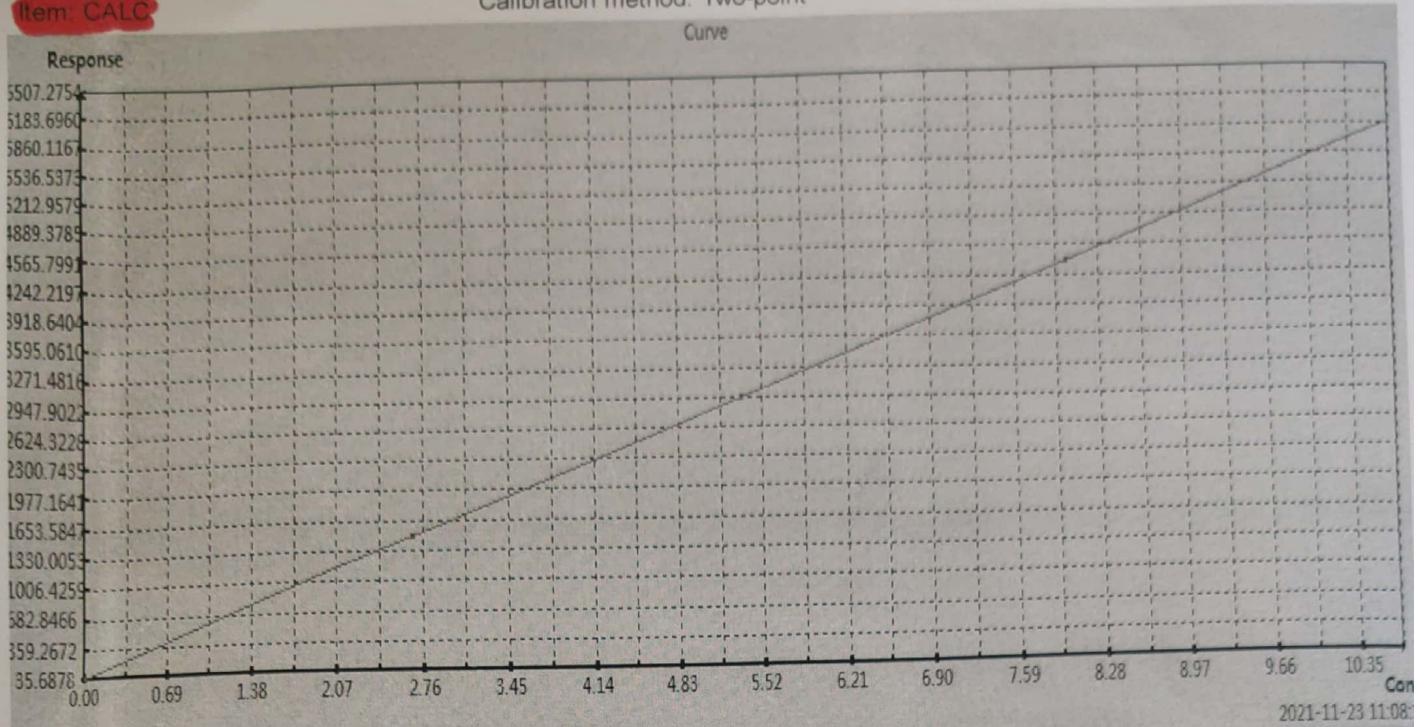
Dr Nirupama.S

# Cosmos Clinic & Diagnostics Calibration report

Item: **CALC**

Calibration method: Two-point

Calibration time: 2021-08-17 17:03:16



Test Date	Response	Conc.
2021-08-17 16:52:24	35.6878	0
2021-08-17 16:53:00	5860.1311	10.7

*Dev*

Test person:

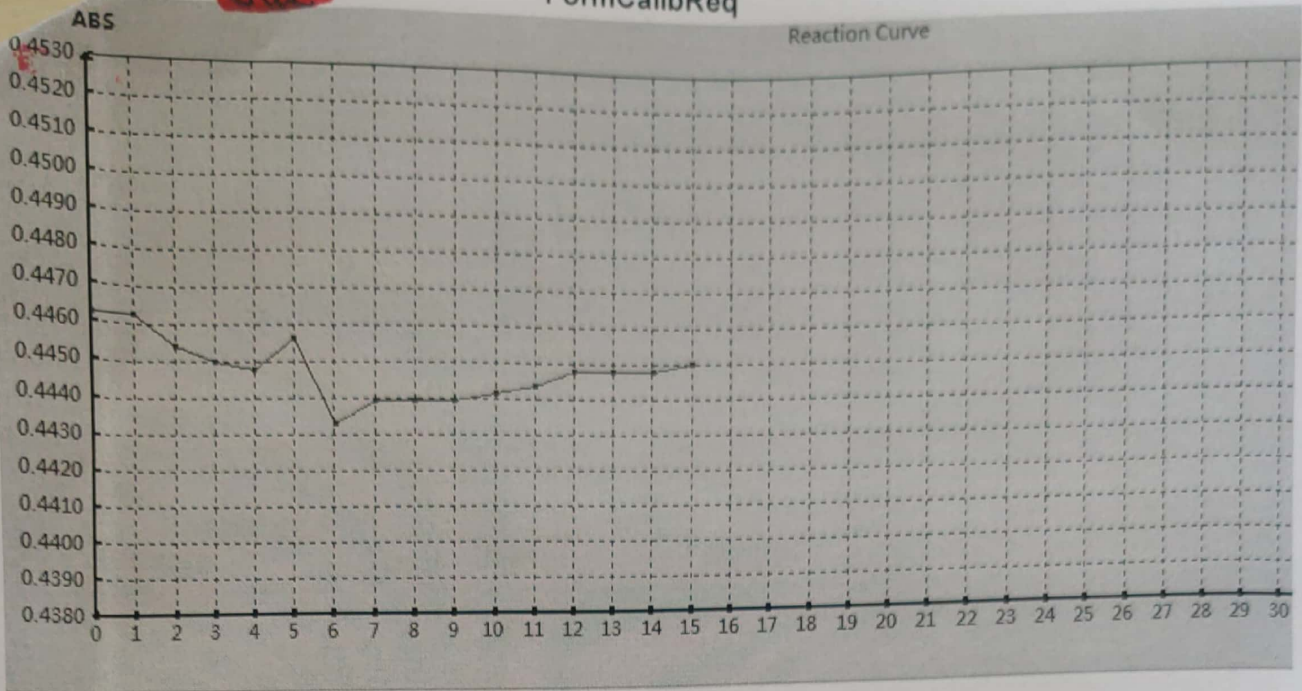
Review er:

Print Time: 2021-11-23 11:08:18

Calc

FormCalibReq

Reaction Curve



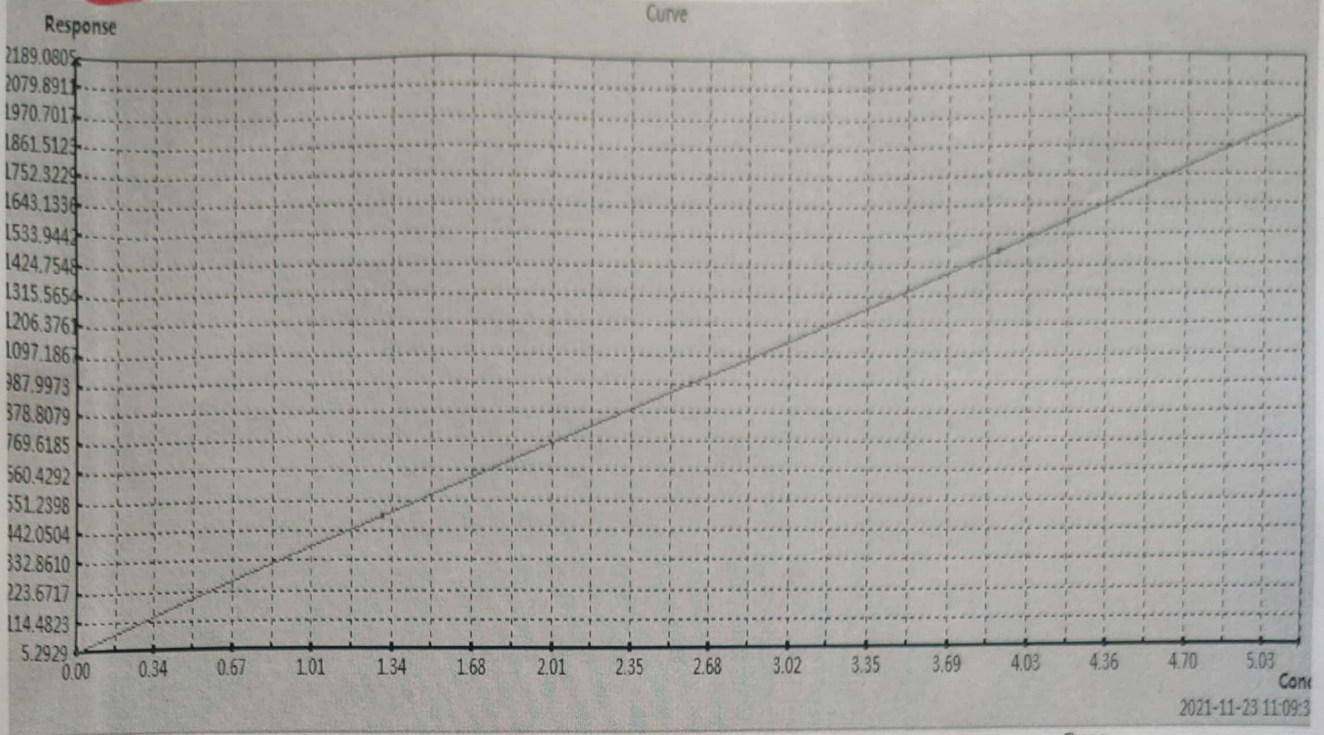
*Handwritten signature*

# Cosmos Clinic & Diagnostics Calibration report

Item: URIC

Calibration method: Two-point

Calibration time: 2021-08-17 17:09:01



Test Date	Response	Conc.
2021-08-17 16:58:30	5.2929	0
2021-08-17 16:59:06	1970.7051	5.2

*Handwritten signature*

2021-11-23 11:09:3

Test person:

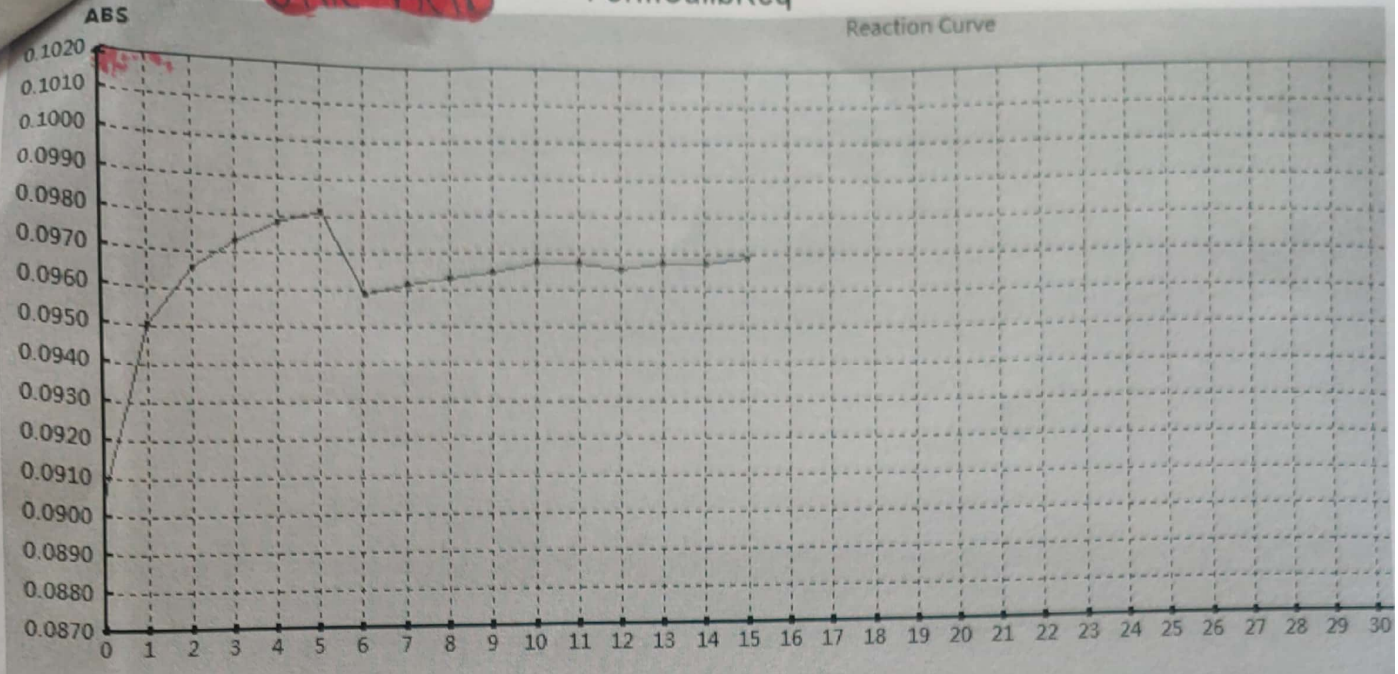
Reviewer:

Print Time: 2021-11-23 11:09:40

URIC ACID

FormCalibReq

Reaction Curve



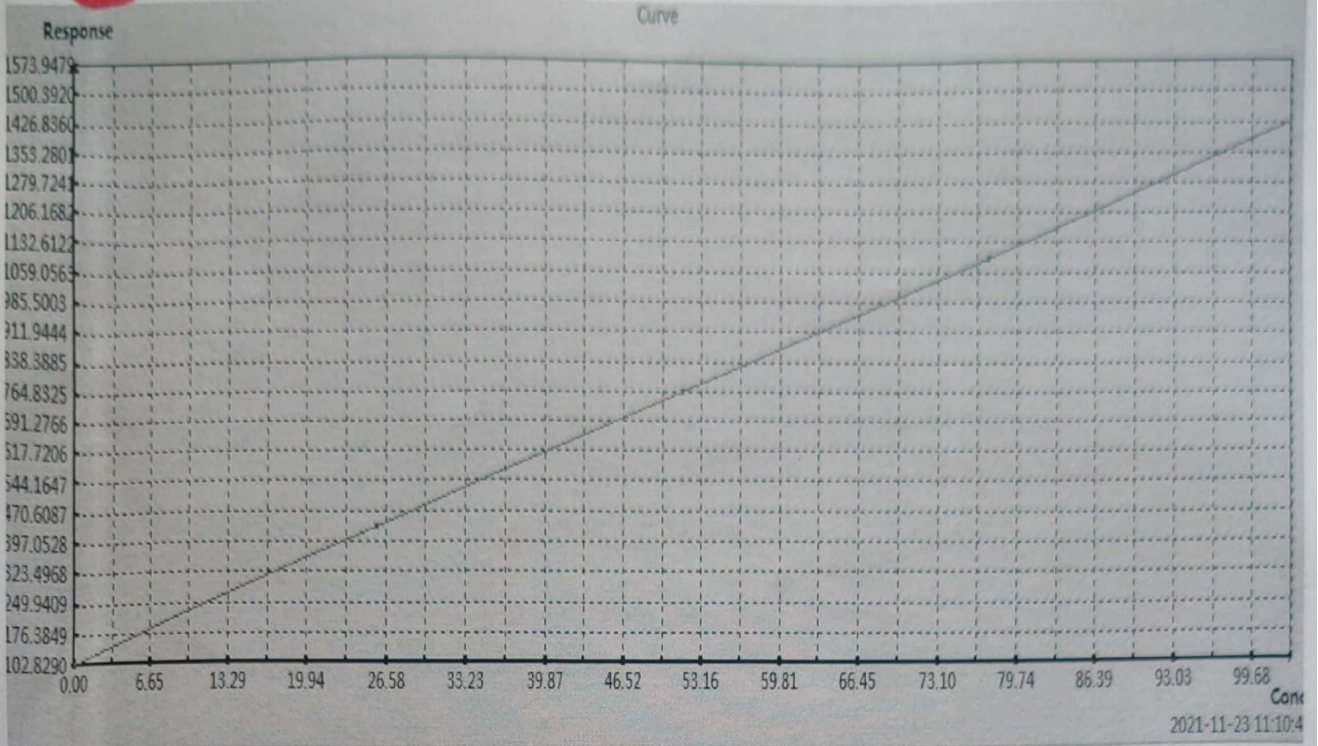
*Red*

# Cosmos Clinic & Diagnostics Calibration report

Item: UREA

Calibration method: Two-point

Calibration time: 2021-08-17 17:04:44



Test Date	Response	Conc.
2021-08-17 16:53:36	102.829	0
2021-08-17 16:54:14	1426.836	103

*Signature*

Test person:

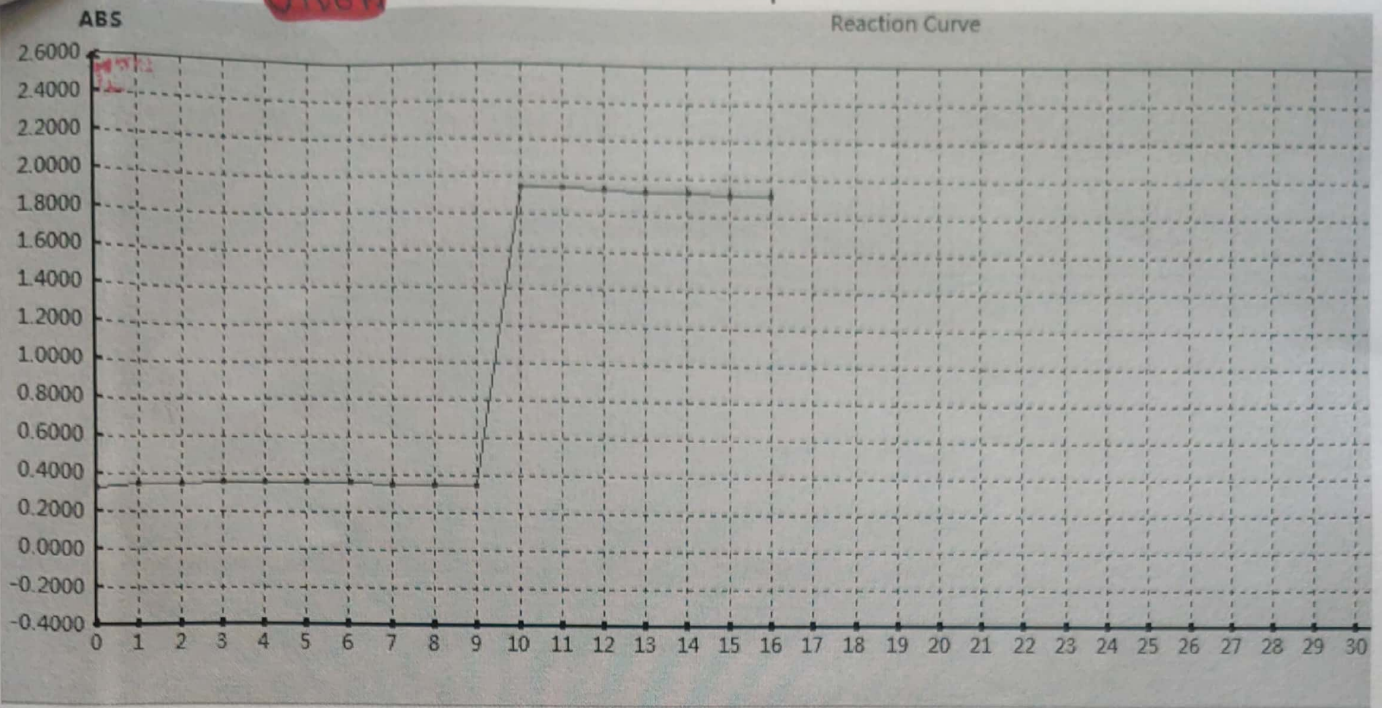
Reviewer:

Print Time: 2021-11-23 11:10:45



URBA

FormCalibReq



*Rea*

## QC information

Test time	QC Liquid	Item	Ave	SD	Result	SD Range	In Control
2021-09-11 08:55	BIO-RAD L2	HEX	27	3	31.4	21-33	Y
2021-09-11 08:54	BIO-RAD L2	CALC	11.8	0.8	12.2	10.2-13.4	Y
2021-09-11 08:54	BIO-RAD L2	URIC	10.3	1	8.28	8.3-12.3	N
2021-09-11 08:53	BIO-RAD L2	GGT	158	20	165.4	118-198	Y
2021-09-11 08:53	BIO-RAD L2	ALP	433	40	393	353-513	Y
2021-09-11 08:52	BIO-RAD L2	SGPT	107	23	90	61-153	Y
2021-09-11 08:51	BIO-RAD L2	SGOT	157	25	165	107-207	Y
2021-09-11 08:51	BIO-RAD L2	TFR	4.5	0.4	4.12	3.7-5.3	Y
2021-09-11 08:50	BIO-RAD L2	DBIL	0.9	0.09	1.571	0.72-1.08	N
2021-09-11 08:50	BIO-RAD L2	TBIL	4.5	0.45	4.984	3.6-5.4	Y
2021-09-11 08:49	BIO-RAD L2	TGL	115	11.4	93	92.2-137.8	Y
2021-09-11 08:48	BIO-RAD L2	CHOL	106	19	97	68-144	Y
2021-09-11 08:48	BIO-RAD L2	CREA	5.35	0.75	5.85	3.85-6.85	Y
2021-09-11 08:47	BIO-RAD L2	UREA	100	10	166.1	80-120	N
2021-09-11 08:47	BIO-RAD L2	GLU	301	30	276	241-361	Y

*Red*

## QC information

Test time	QC Liquid	Item	Ave.	SD	Result	SD Range	In Control
2021-09-16 10:59	BIO-RAD L2	CALC	11.8	0.8	12.4	10.2-13.4	Y
2021-09-16 10:55	BIO-RAD L2	URIC	10.3	1	8.83	8.3-12.3	Y
2021-09-16 10:55	BIO-RAD L2	GGT	158	20	113.3	118-198	N
2021-09-16 10:03	BIO-RAD L2	HDL	27	3	31.9	21-33	Y
2021-09-16 10:03	BIO-RAD L2	CALC	11.8	0.8	0	10.2-13.4	N
2021-09-16 10:02	BIO-RAD L2	URIC	10.3	1	0	8.3-12.3	N
2021-09-16 10:01	BIO-RAD L2	GGT	158	20	0	118-198	N
2021-09-16 10:01	BIO-RAD L2	ALP	433	40	453	353-513	Y
2021-09-16 10:00	BIO-RAD L2	SGPT	107	23	101	61-153	Y
2021-09-16 10:00	BIO-RAD L2	SGOT	157	25	225	107-207	N
2021-09-16 09:59	BIO-RAD L2	TPP	4.5	0.4	4.27	3.7-5.3	Y
2021-09-16 09:58	BIO-RAD L2	DBIL	0.9	0.09	1.673	0.72-1.08	N
2021-09-16 09:58	BIO-RAD L2	TBIL	4.5	0.45	5.114	3.6-5.4	Y
2021-09-16 09:57	BIO-RAD L2	TGL	115	11.4	93	92.2-137.8	Y
2021-09-16 09:57	BIO-RAD L2	CHOL	106	19	102	68-144	Y
2021-09-16 09:56	BIO-RAD L2	CREA	5.35	0.75	5.28	3.85-6.85	Y
2021-09-16 09:55	BIO-RAD L2	UREA	100	10	103.6	80-120	Y
2021-09-16 09:55	BIO-RAD L2	GLU	301	30	317	241-361	Y

*Paul*

# QC information

Test time	QC Liquid	Item	Ave.	SD	Result	SD Range	In Control
2021-08-17 17:42	BIO-RAD L2	DBIL	0.9	0.09	1.377	0.72-1.08	N
2021-08-17 17:41	BIO-RAD L2	TBIL	4.5	0.45	14.81	3.6-5.4	N
2021-08-17 17:41	BIO-RAD L2	<u>URIC</u>	10.3	1	<u>8.28</u>	<u>8.3-12.3</u>	N
2021-08-17 17:40	BIO-RAD L2	HDL	27	3	39.2	21-33	N
2021-08-17 17:40	BIO-RAD L2	GLU	301	30	291	241-361	Y
2021-08-17 17:39	BIO-RAD L2	CREA	5.35	0.75	5.52	3.85-6.85	Y
2021-08-17 17:38	BIO-RAD L2	GGT	158	20	152.9	118-198	Y
2021-08-17 17:38	BIO-RAD L2	UREA	100	10	101.41	80-120	Y
2021-08-17 17:37	BIO-RAD L2	<u>CALC</u>	11.8	0.8	<u>12</u>	<u>10.2-13.4</u>	Y
2021-08-17 17:37	BIO-RAD L2	TPR	4.5	0.4	4.67	3.7-5.3	Y
2021-08-17 17:36	BIO-RAD L2	ALP	433	40	333	353-513	N
2021-08-17 17:35	BIO-RAD L2	SGOT	157	25	194	107-207	Y
2021-08-17 17:35	BIO-RAD L2	TGL	115	11.4	112	92.2-137.8	Y
2021-08-17 17:34	BIO-RAD L2	CHOL	106	19	95	68-144	Y
2021-08-17 17:34	BIO-RAD L2	SGPT	107	23	94	61-153	Y
2021-08-17 08:54	BIO-RAD L2	D BILU	0	0	0.187	0-0	N
2021-08-17 08:53	BIO-RAD L2	HDL	27	3	37.4	21-33	N
2021-08-17 08:53	BIO-RAD L2	CALC	11.8	0.8	9.6	10.2-13.4	N
2021-08-17 08:52	BIO-RAD L2	URIC	10.3	1	11.39	8.3-12.3	Y
2021-08-17 08:51	BIO-RAD L2	GGT	158	20	164.6	118-198	Y
2021-08-17 08:51	BIO-RAD L2	ALP	433	40	335	353-513	N
2021-08-17 08:50	BIO-RAD L2	SGPT	107	23	109	61-153	Y
2021-08-17 08:50	BIO-RAD L2	SGOT	157	25	181	107-207	Y
2021-08-17 08:50	BIO-RAD L2	TPR	4.5	0.4	1.44	3.7-5.3	N
2021-08-17 08:49	BIO-RAD L2	TBIL	4.5	0.45	0	3.6-5.4	N
2021-08-17 08:48	BIO-RAD L2	TGL	115	11.4	80	92.2-137.8	N
2021-08-17 08:48	BIO-RAD L2	CHOL	106	19	95	68-144	Y
2021-08-17 08:47	BIO-RAD L2	CREA	5.35	0.75	5.36	3.85-6.85	Y
2021-08-17 08:47	BIO-RAD L2	<u>UREA</u>	100	10	<u>115.56</u>	<u>80-120</u>	Y
2021-08-17 08:46	BIO-RAD L2	GLU	301	30	272	241-361	Y

# Technical Service Report

**CUSTOMER NAME:** Cosmos Diagnostics  
**ADDRESS:** #503 SMV Arcade Andrahalli Main road, Syndicate Bank layout Ban-91.  
**TEL. NO:**

**DATE:** 20/06/2021  
 India service net  AMC  
 CHARGEABLE CALL  P.M. VISIT  
 COURTESY CALL  APPLICATION

**VOLTAGE:** Line/Neutral: 230...V, Line /Earth: 230...V, Earth/Neutral: 0...V (should not >005)  
**POWER SOURCE:** DIRECT / UPS / CVT

**INSTRUMENT:** Fully automatic analyser  
**MODEL:** Emagic **SERIAL NO:**

**WORK CARRIED OUT AT**  
 SITE  SERVICE CENTRE

**PROBLEM REPORTED:** Result Varied - (QC outliers)

**PARAMETERS (Synergy Bio 1904C)**  
**T:** ok **A:** ok **Pump Speed :** ok  
**Pump:** ok **Front Board:** ok **Gain Cal:** ok **Pump Cal:** ok

**PARAMETERS (AutoLab Star Plus/ Versa)**  
**Pump Calibration:**  
 500 ul (800-1200 ul)

**FILTER STATUS:**

Filters in nm	340	405					
Gain							
A/D Value (for Star Plus & Versa)	48572	46420					
Abs of D/Water							

**Instrument Status:**  
 Outer Body: ok Display: ok Key Pad: ok Pump Motor: ok Printer: ok  
 Aspiration Button: ok Tubing Set: chopped Flow Cell: ok Internal Connectors: ok Software: ok  
 Remarks on the defective part / parts if any: Cuvette Holder/segment changed completely.

**FOLLOWING PARTS HAVE BEEN REPLACED (if changed)**

PART NO.	DESCRIPTION	QTY	PRICE
1.	Cuvettes Holder	1	

**TO BE FILLED IN BY CUSTOMER**  
 PREVENTIVE MAINTENANCE/ SERVICE WORK CARRIED OUT SATISFACTORILY  
 FAULT RECIFIED & INSTRUMENT IS WORKING SATISFACTORILY

USED FROM  COMPANY'S STOCK  CUSTOMER'S STOCK

**SERVICE CHARGE / SPARE PARTS' CHARGE DETAILS:**  
 Received with thanks the sum of Rs. .... (Rupees.....) dated ..... vide cash/Cheque No..... as the service charge/ spare parts' charge for servicing the above mentioned instrument.

**COSMOS CLINICS & DIAGNOSTICS**  
 (A Unit of Phoenix Diagnostics)  
 No. 503, SMV Arcade, Andrahalli Main road, Syndicate Bank Layout, Bengaluru - 560091  
 20.06.2021 *[Signature]*  
**DATE:** **CUSTOMER SIGNATURE WITH**

**NOTE:**  
 Parts replaced are chargeable once warranty Period is over.  
 Consumables like Printer Head, Lamp, tubings, paper rolls, glass parts etc. are not covered by warranty and hence are chargeable.  
 If the customer is not under AMC, customer needs to pay service charge to the engineer for any sort of service.

**ENGINEER' REMARKS** Cuvette Rack/ Holder Replaced and working found ok.

**ENGINEERS' SIGNATURE & NAME:** *[Signature]*

**OFFICE USE**  
 RECEIVED ON:  
 CHECKED BY:



# Technical Service Report

(Biom Auto Analyser)

**CUSTOMER NAME:** Chaitanya Enterprises

**Address:** \_\_\_\_\_

**Contact No.:** \_\_\_\_\_

**Voltage:** Line/Neutral/Earth 230V / Line/Earth/Neutral 0 V (Should not > 00V)

**Power Source:** Direct / UPS / CVT \_\_\_\_\_

**INSTRUMENT:** Fully Automated Analyser

**MODEL:** LA 9000 **SERIAL NO.:** \_\_\_\_\_

**PROBLEM REPORTED:** Result Variation

**Date:** 22/07/2021

Warranty  I AMC

Chargeable Call  24 PM Visit

Courtesy Call  I Application

WORK CARRIED OUT AT SITE  SERVICE CENTRE

**PARAMETERS (Synergy Bio 1004C)**

T: ok A: ok Pump Speed: ok

Pump: ok Front Board: ok Gain Cal: ok Pump Cal: ok

**PARAMETERS (Autolab / Varea)**

Pump Calibration: 500 ul

**FILTER STATUS:**

Filters in mm	340	405					
Gain							
A/D Value							
Abs of D/Water							

**Instrument Status:**

Outer Body: ok Display / I Screen: ok Key Pad: ok Pump Motor: ok Printer: ok

Aspiration Button: ok Tubing Set: ok Flow Cell: ok Internal Connectors: ok Software: ok

Remarks on the defective part / parts if any: no

### SERVICE DETAILS

**FOLLOWING PARTS HAVE BEEN REPLACED (if changed)**

PART NO	DESCRIPTION	QTY	PRICE

**TO BE FILLED IN BY CUSTOMER**

PREVENTIVE MAINTENANCE / SERVICE WORK CARRIED OUT SATISFACTORILY

FAULT RECTIFIED & INSTRUMENT IS WORKING SATISFACTORILY

USED FROM  COMPANY'S STOCK  CUSTOMER'S STOCK

**SERVICE CHARGE / SPARE PART'S CHARGE DETAILS:**

Received with thanks the sum of Rs. .... (Rupees, ..... ) vide cash/Cheque No. .... dated ..... as the service charge/spare part's charge for servicing the above mentioned instrument.

**NOTE:**

- Parts replaced are chargeable once warranty Period is over.
- Consumables like printer Head, Lamp, Tubings, paper rolls, glass parts, Flowcell, I-Screen etc are not covered under warranty and hence are chargeable.
- If the customer is not under AMC, customer needs to pay service charge to the engineer for any sort of service.

**ENGINEER'S REMARKS:** checked the machine properly and found that lamp was damaged. So adjust the lamp now the machine is working fine.

**ENGINEER'S SIGNATURE & NAME:** Nikhil A. Gowd

**Seal & Signature of the Customer**


[Signature]

**Name:** \_\_\_\_\_

**(with seal)**

**DATE:** \_\_\_\_\_

## LAB MONTHLY SUMMARY

Lab Name **COSMOS CLINICS AND DIAGNOSTICS**Lab No **10077**Month **August**Year **2021**Constituent Group **Chemistry I**Date of Result Entered : **19/08/2021**Date of Report Published : **01/09/2021**

Sl.No	Analyte	Method / Principle Name	Analyzer Name	No of Participants	DV	Participants		Your Value	SDI	U
						CV	SD			
1	GLUCOSE	GOD-POD	Any Analyser (Automation / Semi Automation)	661	208.21	8.82	18.37	228 mg/dl	1.08	1.43
2	UREA	Urease UV / GLDH	Any Analyser (Automation / Semi Automation)	552	76.23	10.49	7.99	80.8 mg/dl	0.57	0.68
3	CREATININE	Jaffes Kinetic - Alkaline picrate	Any Analyser (Automation / Semi Automation)	465	3.19	11.60	0.37	3.45 mg/dl	0.70	0.03
4	T.BILIRUBIN	Diazonium salt ( Colorimetric ) / Jendrassik	Any Analyser (Automation / Semi Automation)	566	2.65	17.54	0.46	5.23 mg/dl	5.61	0.04
5	T-PROTEIN	Biuret - Colorimetric	Any Analyser (Automation / Semi Automation)	667	5.28	10.68	0.56	5.7 g/dl	0.74	0.04
6	CALCIUM	Arsenazo III	Any Analyser (Automation / Semi Automation)	455	9.86	8.53	0.84	10.8 mg/dl	1.12	0.08
7	PHOSPHORUS	Molybdate UV / Phosphomolybdate complex	Any Analyser (Automation / Semi Automation)	313	3.62	14.76	0.54	4.39 mg/dl	1.44	0.06
8	URIC ACID	Enzymatic / Uricase Colorimetric	Any Analyser (Automation / Semi Automation)	541	4.78	16.55	0.79	5.5 mg/dl	0.91	0.07
9	CHOLESTEROL	CHOD-PAP	Any Analyser (Automation / Semi Automation)	632	108.97	10.30	11.23	110 mg/dl	0.09	0.89
10	TRIGLYCERIDE	GPO-PAP / Enzymatic Colorimetric / End Point	Any Analyser (Automation / Semi Automation)	623	150.12	11.79	17.70	184 mg/dl	1.91	1.42
11	HDL CHO	Direct method / Enzymatic colorimetric	Any Analyser (Automation / Semi Automation)	442	27.12	18.97	5.14	50.1 mg/dl	4.47	0.49
12	SODIUM	ISE - Direct	Any Analyser (Automation / Semi Automation)	561	138.42	3.00	4.16	143 mmol/L	1.10	0.35
13	POTASSIUM	ISE - Direct	Any Analyser (Automation / Semi Automation)	560	4.02	5.08	0.20	4.2 mmol/L	0.88	0.02
14	CHLORIDE	ISE - Direct	Any Analyser (Automation / Semi Automation)	435	104.23	4.22	4.40	99 mmol/L	-1.19	0.42
15	AST	UV kinetic without PLP ( P-5-P )	Any Analyser (Automation / Semi Automation)	366	60.40	14.27	8.62	62 U/L	0.19	0.90
16	ALT	UV kinetic without PLP ( P-5-P )	Any Analyser (Automation / Semi Automation)	330	88.23	18.94	16.71	103 U/L	0.88	1.84
17	ALP	PNP AMP kinetic	Any Analyser (Automation / Semi Automation)	367	495.15	16.84	83.38	356 U/L	-1.67	8.70
18	AMYLASE	CNPG3	Any Analyser (Automation / Semi Automation)	371	154.87	18.64	28.87	164.2 U/L	0.32	3.00
19	IRON	Ferro Zine ( No Protein Removal )	Any Analyser (Automation / Semi Automation)	51	177.94	10.06	17.90	619.6 ug/dl	24.67	5.01

			Automation )							
20	MAGNESIUM	Xylidyl Blue	Any Analyser (Automation / Semi Automation )	139	2.76	16.44	0.45	3.5 mg/dl	1.63	0.08

SDI Range	Interpretation
Within -1.0 to +1.0	Excellent.
Between $\pm 1.0$ to $\pm 2.0$	Good.
Between $\pm 2.0$ to $\pm 3.0$	Accept with caution. Warning Signal.
Beyond $\pm 3.0$	Unacceptable performance. Action Signal.

Homogeneity and Stability of the sample is passed.

Data in CMC EQAS reports is confidential

Contact details:

Email: [clinqc@cmcvellore.ac.in](mailto:clinqc@cmcvellore.ac.in)

Contact Number: 0416-2283102

*Pamela Christudoss*

Dr. Pamela Christudoss

CMC EQAS Co-Ordinator

Christian Medical College, Vellore

\*\*\*\*\* End of Report \*\*\*\*\*





COSMOS CLINICS AND DIAGNOSTICS  
#503, SMV Arcade, Andrahalli Main Road, Syndicate  
Bank Layout, Bengaluru- 560091

Title			
Document Type	Format	Document Number	CCD.LAB.FR.002
Prepared By	Mamatha	Checked by/Approved	Tanveer /Dr.Nirupama.S
Revision No.	0	Issue Date	

Laboratory: ONCOSTEM DIAGNOSTICS PVT. LTD.

Date:

Sept '2021

Area of NC occurrence:

PT EQAS.

NC No.

PT EQAS: 003.

Major/minor

Non-Conformity (NC) Raised:

- August EQAS results showed T.B to be out of range.  
HDL as an outlier.

Immediate corrective action:

- Calibrated and QC run,  
Values found within range.

Root cause analysis:

- Random Error, however repeat  
sustainability due to lack of cooling noticed.

CORRECTIVE ACTION PROPOSED:

- To go ahead for fully automated  
analyze with inbuilt freezer.

EVIDENCE OF IMPLEMENTATION FOR CONTINUAL IMPROVEMENT

Attached.

VERIFIED BY:

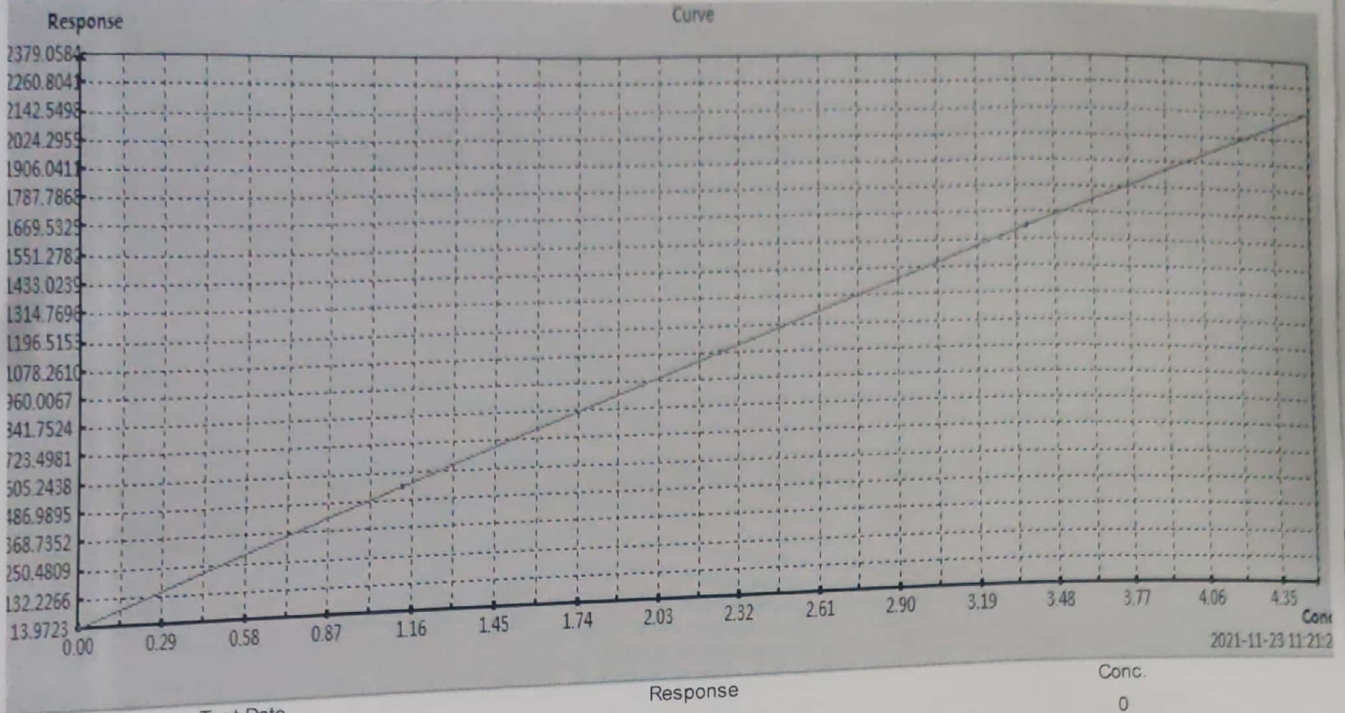
Purp one!

# Cosmos Clinic & Diagnostics Calibration report

Item: TBIL

Calibration method: Two-point

Calibration time: 2021-09-14 18:09:12



Test Date  
2021-09-14 17:58:29  
2021-09-14 17:59:08

Response  
13.9723  
2142.5462

Conc.  
0  
4.49

*Handwritten signature*

Print Time: 2021-11-23 11:21:25

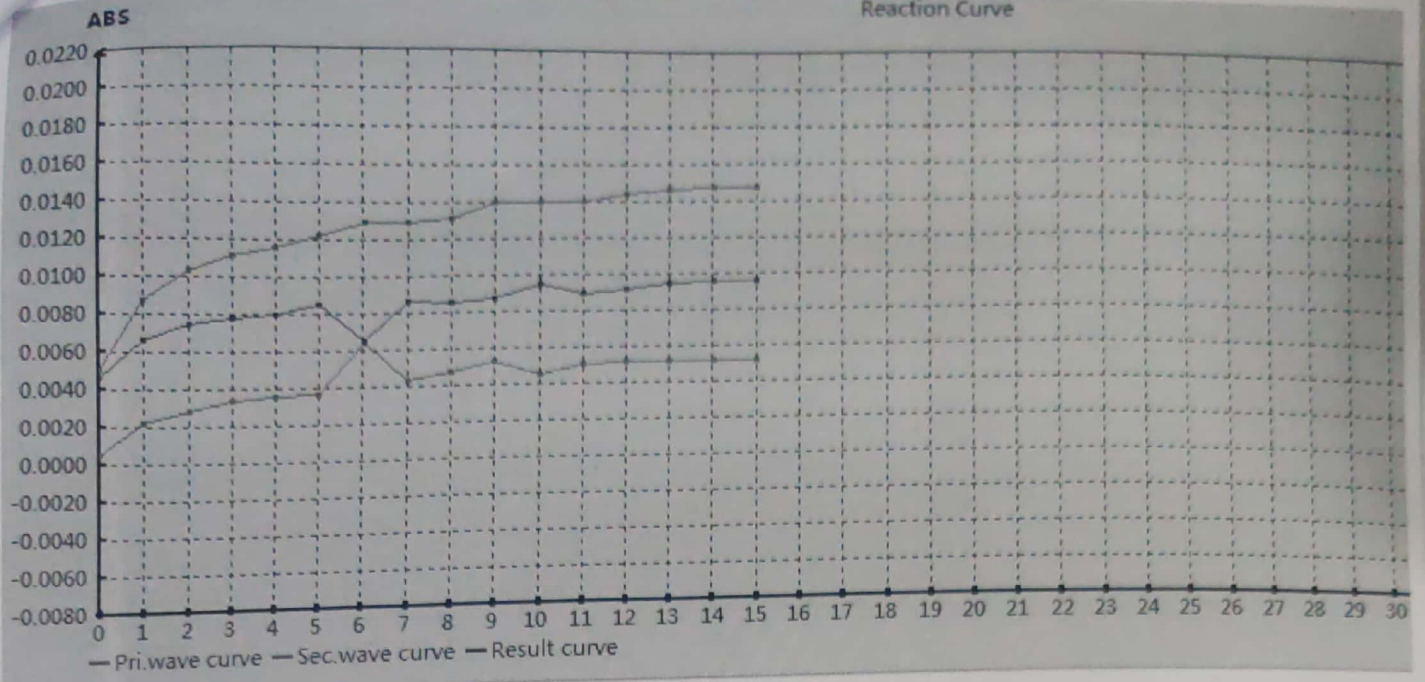
Reviewer:

Test person:

T B 1 L

# FormCalibReq

Reaction Curve



*Dec*

## QC information

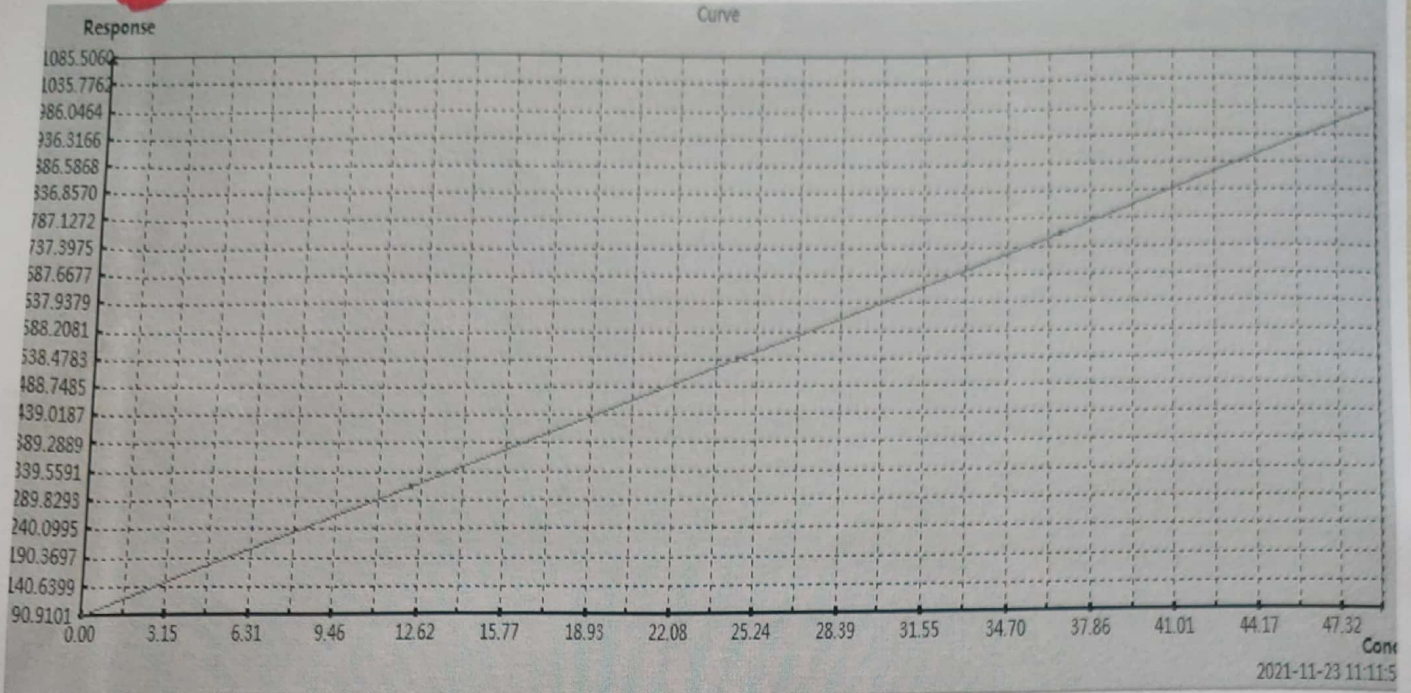
Test time	QC Liquid	Item	Ave.	SD	Result	SD Range	In Control
2021-08-29 14:29	BIO-RAD L2	<u>HDL</u>	27	3	<u>32.2</u>	21-33	Y
2021-08-29 14:29	BIO-RAD L2	CALC	11.8	0.8	2.9	10.2-13.4	N
2021-08-29 14:28	BIO-RAD L2	URIC	10.3	1	0	8.3-12.3	N
2021-08-29 14:27	BIO-RAD L2	GGT	158	20	188.8	118-198	Y
2021-08-29 14:27	BIO-RAD L2	ALP	433	40	415	353-513	Y
2021-08-29 12:10	BIO-RAD L2	HDL	27	3	0	21-33	N
2021-08-29 12:10	BIO-RAD L2	CALC	11.8	0.8	0	10.2-13.4	N
2021-08-29 12:09	BIO-RAD L2	URIC	10.3	1	0	8.3-12.3	N
2021-08-29 12:08	BIO-RAD L2	GGT	158	20	0	118-198	N
2021-08-29 12:08	BIO-RAD L2	ALP	433	40	0	353-513	N
2021-08-29 12:07	BIO-RAD L2	SGPT	107	23	29	61-153	N
2021-08-29 12:07	BIO-RAD L2	SGOT	157	25	170	107-207	Y
2021-08-29 12:06	BIO-RAD L2	TPR	4.5	0.4	1.63	3.7-5.3	N
2021-08-29 12:05	BIO-RAD L2	DBIL	0.9	0.09	1.798	0.72-1.08	N
2021-08-29 12:05	BIO-RAD L2	TBIL	4.5	0.45	5.467	3.6-5.4	N
2021-08-29 12:04	BIO-RAD L2	TGL	115	11.4	100	92.2-137.8	Y
2021-08-29 12:04	BIO-RAD L2	CHOL	106	19	109	68-144	Y
2021-08-29 12:03	BIO-RAD L2	CREA	5.35	0.75	5.25	3.85-6.85	Y
2021-08-29 12:02	BIO-RAD L2	UREA	100	10	130.15	80-120	N
2021-08-29 12:02	BIO-RAD L2	GLU	301	30	316	241-361	Y

# Cosmos Clinic & Diagnostics Calibration report

Item: HDL

Calibration method: Two-point

Calibration time: 2021-09-14 18:08:36



Test Date	Response	Conc.
2021-09-14 17:56:00	90.9101	0
2021-09-14 17:56:36	986.0464	48.9

*Devi*

Test person:

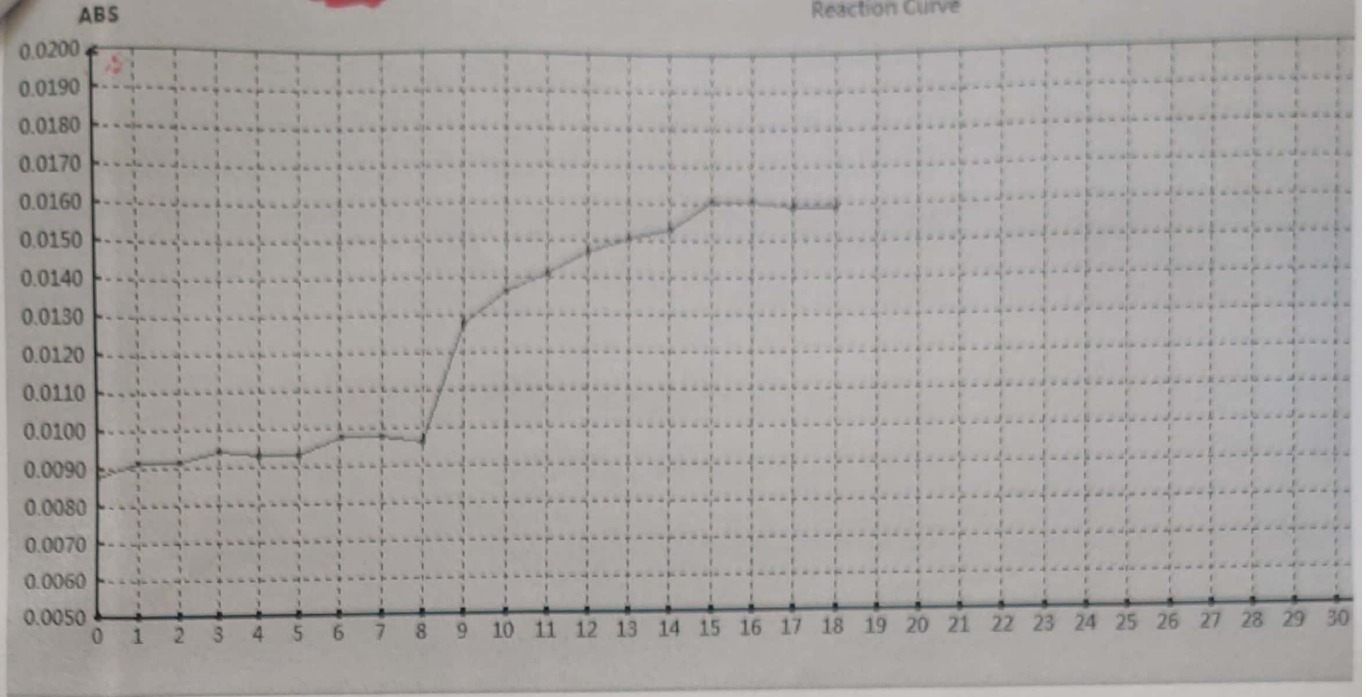
Review er:

Print Time: 2021-11-23 11:12:00

HDL

# FormCalibReq

Reaction Curve



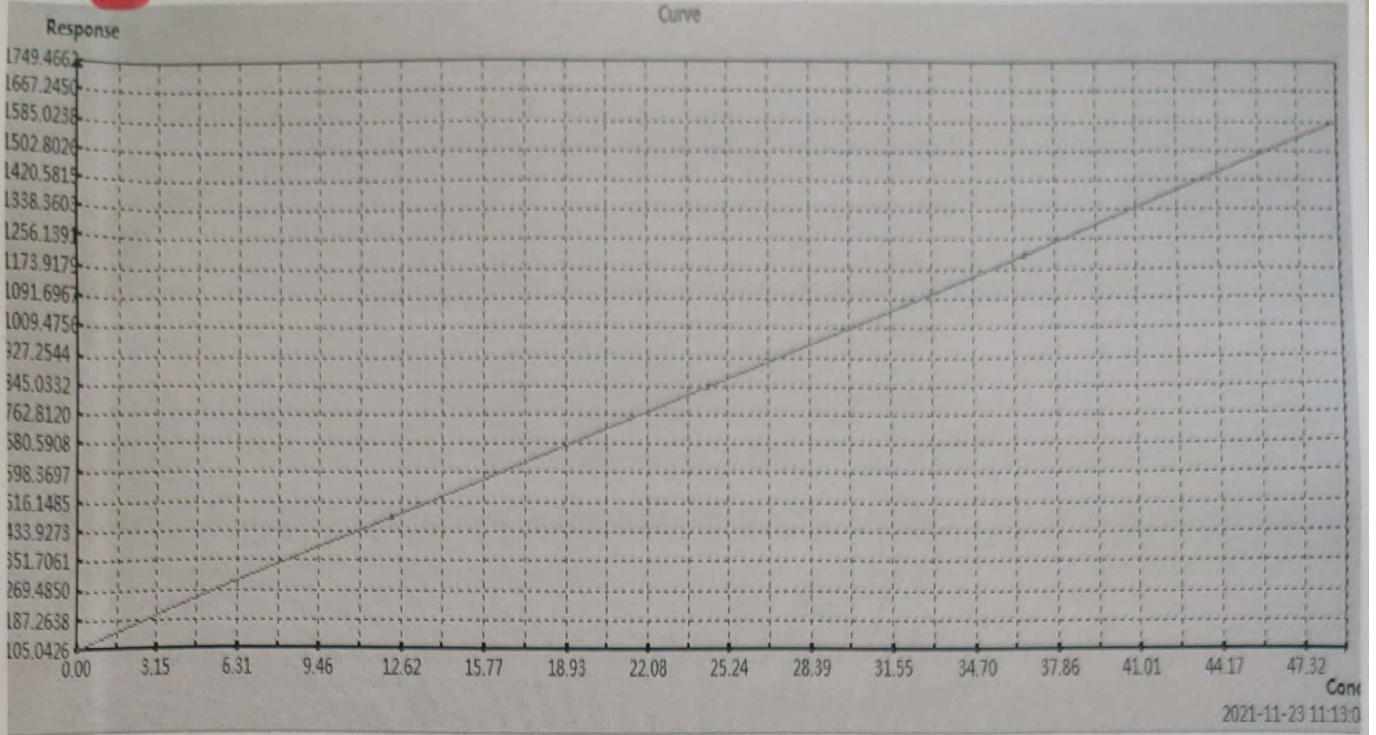
*Dev*

# Cosmos Clinic & Diagnostics Calibration report

Item: HDL

Calibration method: Two-point

Calibration time: 2021-09-09 16:18:11



Test Date	Response	Conc.
2021-09-09 16:05:49	105.0426	0
2021-09-09 16:06:25	1585.024	48.9

*[Handwritten Signature]*

Test person:

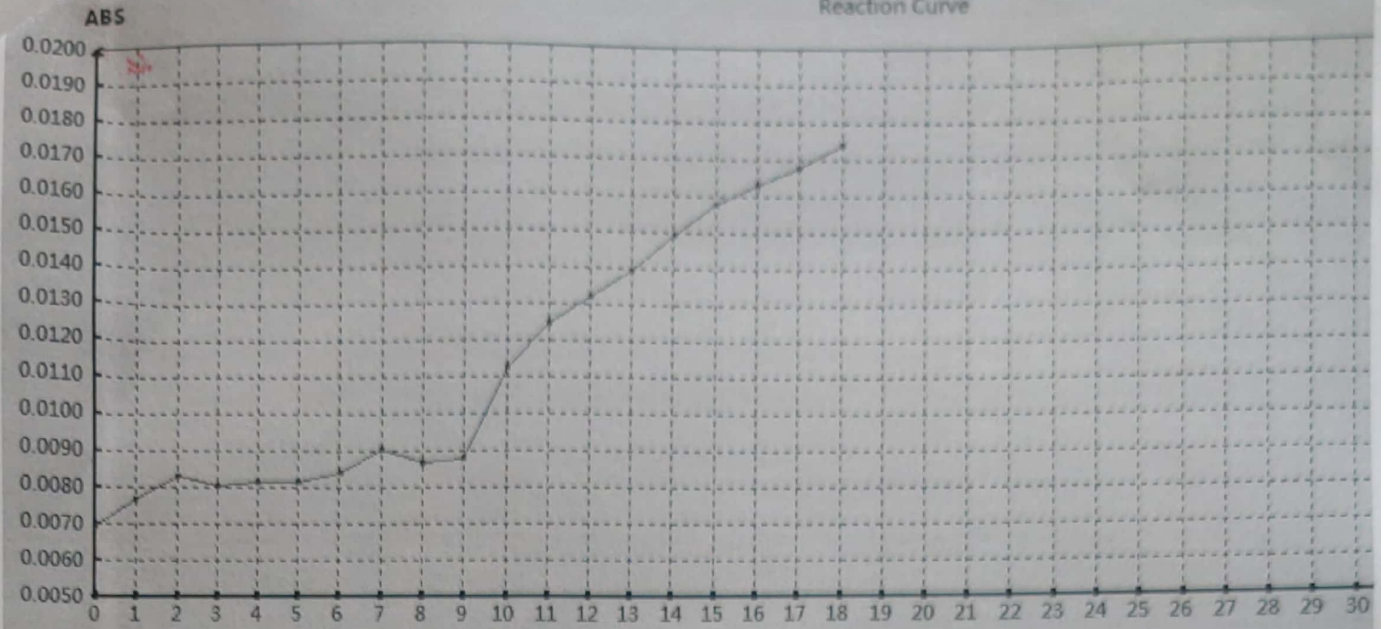
Reviewer:

Print Time: 2021-11-23 11:13:12

ADL

# FormCalibReq

Reaction Curve



*Das*



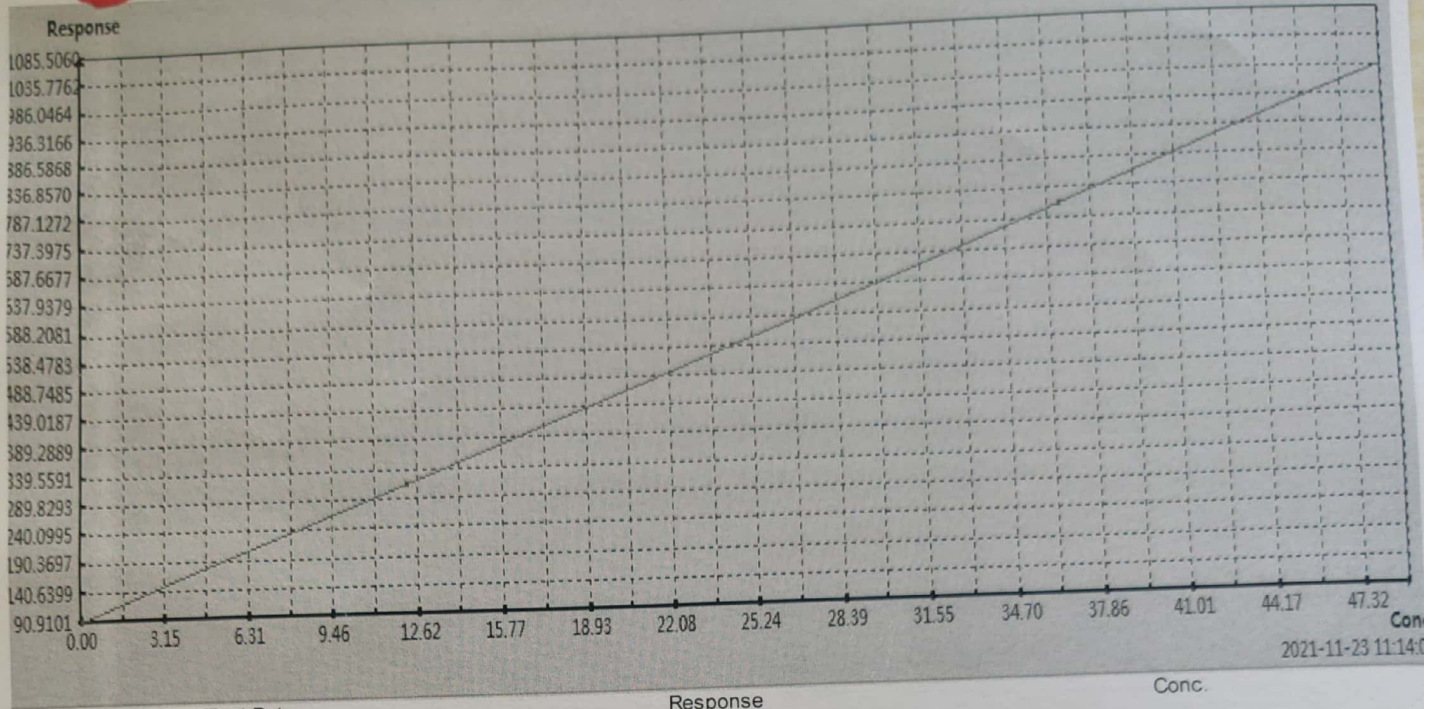
# Cosmos Clinic & Diagnostics Calibration report

Calibration method: Two-point

Calibration time: 2021-09-14 18:08:36

Item: HDL

Curve



Test Date	Response	Conc.
2021-09-14 17:56:00	90.9101	0
2021-09-14 17:56:36	986.0464	48.9

*[Handwritten Signature]*

Test person:

Reviewer:

Print Time: 2021-11-23 11:14:10

101

# FormCalibReq

Reaction Curve



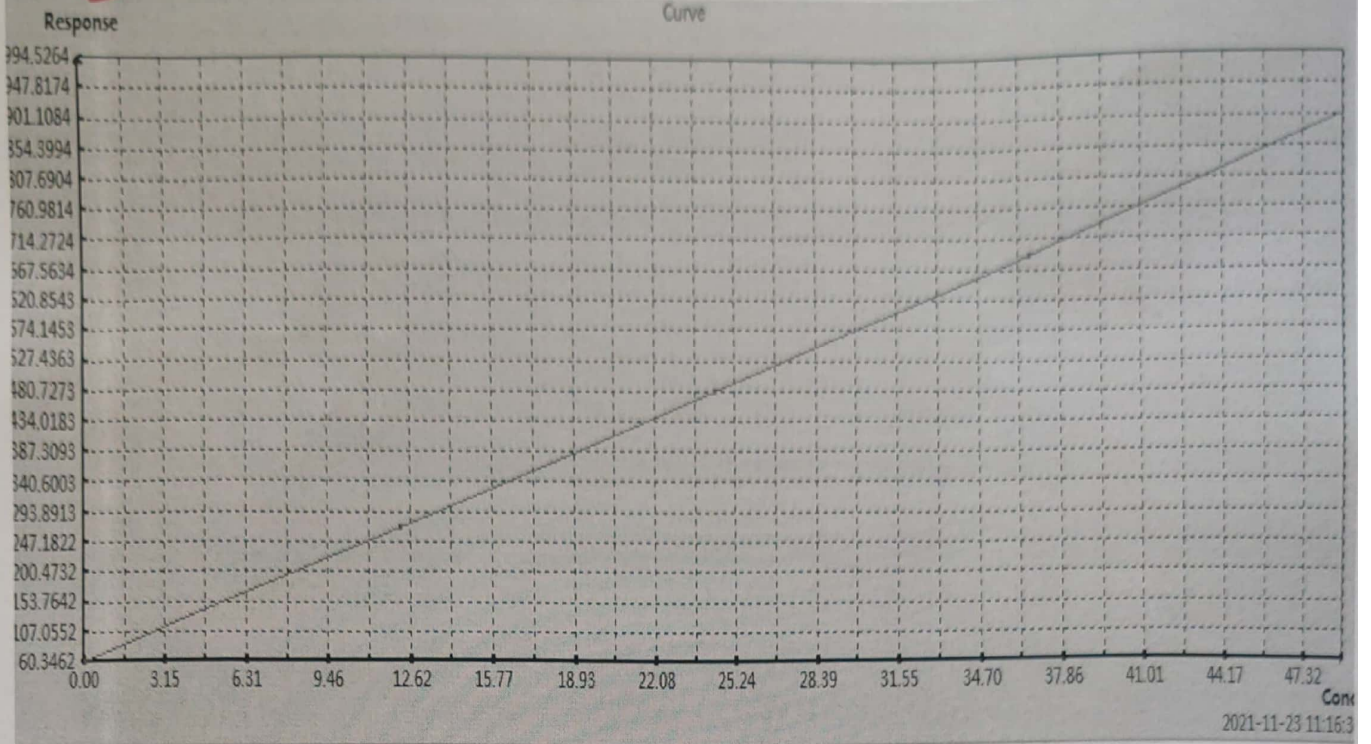
*Reet*

# Cosmos Clinic & Diagnostics Calibration report

Item: HDL

Calibration method: Two-point

Calibration time: 2021-09-15 18:18:41



2021-11-23 11:16:3

Test Date	Response	Conc.
2021-09-15 18:06:11	60.3462	0
2021-09-15 18:06:47	901.1084	48.9

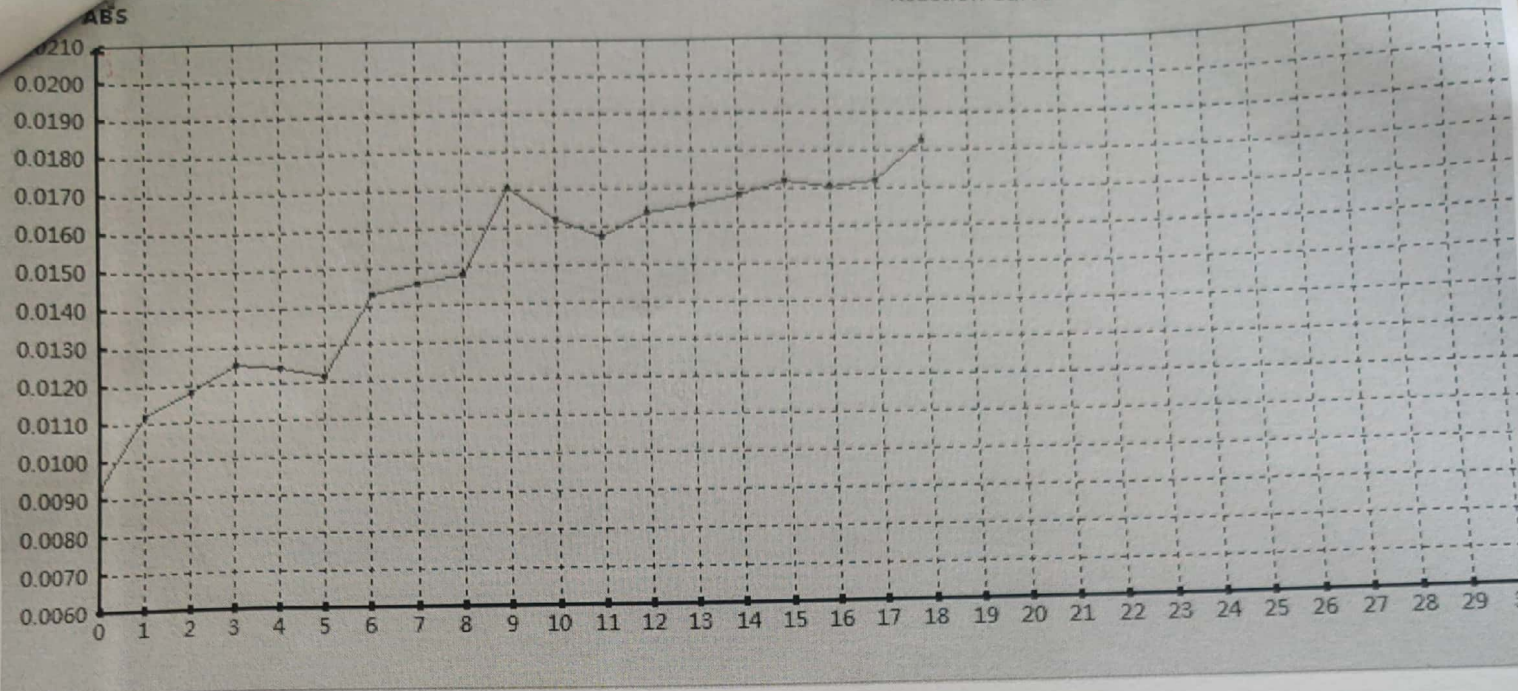
*Rui*

Test person:

Reviewer:

Print Time: 2021-11-23 11:16:38

HDL



*Handwritten signature*

## QC information

Test time	QC Liquid	Item	Ave.	SD	Result	SD Range	In Control
2021-08-29 14:29	BIO-RAD L2	<u>HDL</u>	27	3	<u>32.2</u>	21-33	Y
2021-08-29 14:29	BIO-RAD L2	CALC	11.8	0.8	2.9	10.2-13.4	N
2021-08-29 14:28	BIO-RAD L2	URIC	10.3	1	0	8.3-12.3	N
2021-08-29 14:27	BIO-RAD L2	GGT	158	20	188.8	118-198	Y
2021-08-29 14:27	BIO-RAD L2	ALP	433	40	415	353-513	Y
2021-08-29 12:10	BIO-RAD L2	HDL	27	3	0	21-33	N
2021-08-29 12:10	BIO-RAD L2	CALC	11.8	0.8	0	10.2-13.4	N
2021-08-29 12:09	BIO-RAD L2	URIC	10.3	1	0	8.3-12.3	N
2021-08-29 12:08	BIO-RAD L2	GGT	158	20	0	118-198	N
2021-08-29 12:08	BIO-RAD L2	ALP	433	40	0	353-513	N
2021-08-29 12:07	BIO-RAD L2	SGPT	107	23	29	61-153	N
2021-08-29 12:07	BIO-RAD L2	SGOT	157	25	170	107-207	Y
2021-08-29 12:06	BIO-RAD L2	TPR	4.5	0.4	1.63	3.7-5.3	N
2021-08-29 12:05	BIO-RAD L2	DBIL	0.9	0.09	1.798	0.72-1.08	N
2021-08-29 12:05	BIO-RAD L2	TBIL	4.5	0.45	5.467	3.6-5.4	N
2021-08-29 12:04	BIO-RAD L2	TGL	115	11.4	100	92.2-137.8	Y
2021-08-29 12:04	BIO-RAD L2	CHOL	106	19	109	68-144	Y
2021-08-29 12:03	BIO-RAD L2	CREA	5.35	0.75	5.25	3.85-6.85	Y
2021-08-29 12:02	BIO-RAD L2	UREA	100	10	130.15	80-120	N
2021-08-29 12:02	BIO-RAD L2	GLU	301	30	316	241-361	Y

# QC information

Test time	QC Liquid	Item	Ave.	SD	Result	SD Range	In Control
2021-09-14 18:19	BIO-RAD L2	HDL	27	3	0.8	21-33	N
2021-09-14 18:18	BIO-RAD L2	CALC	11.8	0.8	22	10.2-13.4	N
2021-09-14 18:17	BIO-RAD L2	URIC	10.3	1	9.62	8.3-12.3	Y
2021-09-14 18:17	BIO-RAD L2	GGT	158	20	127.9	118-198	Y
2021-09-14 18:16	BIO-RAD L2	ALP	433	40	0	353-513	N
2021-09-14 18:16	BIO-RAD L2	SGPT	107	23	1608	61-153	N
2021-09-14 18:15	BIO-RAD L2	SGOT	157	25	17956	107-207	N
2021-09-14 18:14	BIO-RAD L2	TPR	4.5	0.4	156.1	3.7-5.3	N
2021-09-14 18:14	BIO-RAD L2	DBIL	0.9	0.09	1.533	0.72-1.08	N
2021-09-14 18:13	BIO-RAD L2	TBIL	4.5	0.45	2.856	3.6-5.4	N
2021-09-14 18:13	BIO-RAD L2	TGL	115	11.4	91	92.2-137.8	N
2021-09-14 18:12	BIO-RAD L2	CHOL	106	19	0	68-144	N
2021-09-14 18:11	BIO-RAD L2	CREA	5.35	0.75	6.07	3.85-6.85	Y
2021-09-14 18:11	BIO-RAD L2	UREA	100	10	111.51	80-120	Y
2021-09-14 18:10	BIO-RAD L2	GLU	301	30	289	241-361	Y
2021-09-14 09:38	BIO-RAD L2	HDL	27	3	28.4	21-33	Y
2021-09-14 09:37	BIO-RAD L2	CALC	11.8	0.8	12	10.2-13.4	Y
2021-09-14 09:36	BIO-RAD L2	URIC	10.3	1	7.62	8.3-12.3	N
2021-09-14 09:36	BIO-RAD L2	GGT	158	20	156.8	118-198	Y
2021-09-14 09:35	BIO-RAD L2	ALP	433	40	389	353-513	Y
2021-09-14 09:34	BIO-RAD L2	SGPT	107	23	83	61-153	Y
2021-09-14 09:34	BIO-RAD L2	SGOT	157	25	157	107-207	Y
2021-09-14 09:33	BIO-RAD L2	TPR	4.5	0.4	1.49	3.7-5.3	N
2021-09-14 09:33	BIO-RAD L2	DBIL	0.9	0.09	1.48	0.72-1.08	N
2021-09-14 09:32	BIO-RAD L2	TBIL	4.5	0.45	<u>5.464</u>	3.6-5.4	N
2021-09-14 09:31	BIO-RAD L2	TGL	115	11.4	91	92.2-137.8	N
2021-09-14 09:31	BIO-RAD L2	CHOL	106	19	100	68-144	Y
2021-09-14 09:30	BIO-RAD L2	CREA	5.35	0.75	5.43	3.85-6.85	Y
2021-09-14 09:30	BIO-RAD L2	UREA	100	10	260.21	80-120	N
2021-09-14 09:29	BIO-RAD L2	GLU	301	30	281	241-361	Y

## QC information

Test time	QC Liquid	Item	Ave.	SD	Result	SD Range	In Control
2021-08-29 14:29	BIO-RAD L2	<u>HDL</u>	27	3	<u>32.2</u>	21-33	Y
2021-08-29 14:29	BIO-RAD L2	CALC	11.8	0.8	2.9	10.2-13.4	N
2021-08-29 14:28	BIO-RAD L2	URIC	10.3	1	0	8.3-12.3	N
2021-08-29 14:27	BIO-RAD L2	GGT	158	20	188.8	118-198	Y
2021-08-29 14:27	BIO-RAD L2	ALP	433	40	415	353-513	Y
2021-08-29 12:10	BIO-RAD L2	HDL	27	3	0	21-33	N
2021-08-29 12:10	BIO-RAD L2	CALC	11.8	0.8	0	10.2-13.4	N
2021-08-29 12:09	BIO-RAD L2	URIC	10.3	1	0	8.3-12.3	N
2021-08-29 12:08	BIO-RAD L2	GGT	158	20	0	118-198	N
2021-08-29 12:08	BIO-RAD L2	ALP	433	40	0	353-513	N
2021-08-29 12:07	BIO-RAD L2	SGPT	107	23	29	61-153	N
2021-08-29 12:07	BIO-RAD L2	SGOT	157	25	170	107-207	Y
2021-08-29 12:06	BIO-RAD L2	TPR	4.5	0.4	1.63	3.7-5.3	N
2021-08-29 12:05	BIO-RAD L2	DBIL	0.9	0.09	1.798	0.72-1.08	N
2021-08-29 12:05	BIO-RAD L2	TBIL	4.5	0.45	5.467	3.6-5.4	N
2021-08-29 12:04	BIO-RAD L2	TGL	115	11.4	100	92.2-137.8	Y
2021-08-29 12:04	BIO-RAD L2	CHOL	106	19	109	68-144	Y
2021-08-29 12:03	BIO-RAD L2	CREA	5.35	0.75	5.25	3.85-6.85	Y
2021-08-29 12:02	BIO-RAD L2	UREA	100	10	130.15	80-120	N
2021-08-29 12:02	BIO-RAD L2	GLU	301	30	316	241-361	Y

## VIEW LAB MONTHLY SUMMARY

Lab Name	COSMOS CLINICS AND DIAGNOSTICS		<a href="#">Details About Robust Analysis</a>							
Lab No	10077		<a href="#">Detail About Monthly Summary</a>							
Month	September		<a href="#">Detail about SDI</a>							
Year	2021									
Constituent Group	Chemistry I									
<a href="#">Click on the analyte to view Graphical Data</a>			<a href="#">All Analyser Result</a>		<a href="#">Print</a>					
			Date of Result Entered : 16/09/2021							
			Date of Report Published : 05/10/2021							
Sl.No	Analyte	Method / Principle Name	Analyzer Name	No of Participants	DV	Participants		Your Value	SDI	U
						CV	SD			
1	<a href="#">GLUCOSE</a>	GOD-POD	Any Analyser (Automation / Semi Automation )	709	81.33	9.78	7.96	78 mg/dl	-0.42	0.60
2	<a href="#">UREA</a>	Urease UV / GLDH	Any Analyser (Automation / Semi Automation )	578	93.58	10.00	9.36	131 mg/dl	4.00	0.78
3	<a href="#">CREATININE</a>	Jaffes Kinetic - Alkaline picrate	Any Analyser (Automation / Semi Automation )	479	7.01	11.04	0.77	7.9 mg/dl	1.15	0.07
4	<a href="#">T.BILIRUBIN</a>	Diazonium salt ( Colorimetric ) / Jendrassik	Any Analyser (Automation / Semi Automation )	541	1.75	16.28	0.28	4 mg/dl	8.04	0.02
5	<a href="#">T-PROTEIN</a>	Biuret - Colorimetric	Any Analyser (Automation / Semi Automation )	666	5.37	9.63	0.52	4.1 g/dl	-2.46	0.04
6	<a href="#">CALCIUM</a>	Arsenazo III	Any Analyser (Automation / Semi Automation )	504	8.67	9.82	0.85	9.4 mg/dl	0.86	0.08
7	<a href="#">PHOSPHORUS</a>	Molybdate UV / Phosphomolybdate complex	Any Analyser (Automation / Semi Automation )	351	3.35	17.69	0.59	4 mg/dl	1.10	0.06
8	<a href="#">URIC ACID</a>	Enzymatic / Uricase Colorimetric	Any Analyser (Automation / Semi Automation )	633	7.81	11.90	0.93	9.68 mg/dl	2.01	0.07
9	<a href="#">CHOLESTEROL</a>	CHOD-PAP	Any Analyser (Automation / Semi Automation )	667	111.25	8.59	9.55	117 mg/dl	0.60	0.74
10	<a href="#">TRIGLYCERIDE</a>	GPO-PAP / Enzymatic Colorimetric / End Point	Any Analyser (Automation / Semi Automation )	615	245.32	10.30	25.26	350 mg/dl	4.14	2.04
11	<a href="#">HDL CHO</a>	Direct method / Enzymatic colorimetric	Any Analyser (Automation / Semi Automation )	443	27.77	16.06	4.46	24.1 mg/dl	-0.82	0.42
12	<a href="#">SODIUM</a>	ISE - Direct	Any Analyser (Automation / Semi Automation )	605	127.77	3.62	4.62	136 mmol/L	1.78	0.38
13	<a href="#">POTASSIUM</a>	ISE - Direct	Any Analyser (Automation / Semi Automation )	608	5.30	5.64	0.30	5.6 mmol/L	1.00	0.02
14	<a href="#">CHLORIDE</a>	ISE - Direct	Any Analyser (Automation / Semi Automation )	472	103.50	4.05	4.19	101 mmol/L	-0.60	0.39



			Automation )							
15	AST	UV kinetic without PLP (P-5-P )	Any Analyser (Automation / Semi Automation )	394	86.33	11.92	10.29	105 U/L	1.81	1.04
16	ALT	UV kinetic without PLP (P-5-P )	Any Analyser (Automation / Semi Automation )	355	257.48	16.34	42.08	296 U/L	0.92	4.47
17	ALP	PNP AMP kinetic	Any Analyser (Automation / Semi Automation )	452	183.43	18.11	33.22	240 U/L	1.70	3.13
18	AMYLASE	CNPG3	Any Analyser (Automation / Semi Automation )	390	73.03	16.72	12.21	52.3 U/L	-1.70	1.24
19	MAGNESIUM	Xylidyl Blue	Any Analyser (Automation / Semi Automation )	155	2.40	15.43	0.37	3 mg/dl	1.62	0.06

SDI Range	Interpretation
Within -1.0 to +1.0	Excellent.
Between ±1.0 to ±2.0	Good.
Between ±2.0 to ±3.0	Accept with caution. Warning Signal.
Beyond ±3.0	Unacceptable performance. Action Signal.

### Links

<a href="#">Modify Address</a>	<a href="#">Modify Methods</a>	<a href="#">Submit Lab Results</a>	<a href="#">View Lab Monthly Summary</a>
<a href="#">Yearly Summary</a>	<a href="#">Change Password</a>	<a href="#">Home</a>	<a href="#">Sign-out</a>



COSMOS CLINICS AND DIAGNOSTICS  
#503, SMV Arcade, Andrahalli Main Road, Syndicate  
Bank Layout, Bengaluru- 560091

Title			
Document Type	Format	Document Number	CCD.LAB.FR.002
Prepared By	Mamatha	Checked by/Approved	Tanveer /Dr.Nirupama.S
Revision No.	0	Issue Date	

Laboratory: ONCOSTEM DIAGNOSTICS PVT. LTD.

Date: 03 Sept '2021  
Area of NC occurrence: PT Septem Octlier.

NC No. PT.NC:002.  
Major/minor


Non-Conformity (NC) Raised:  
TGL, ma, HDL, B. Octlier. —

Immediate corrective action :  
Changed the ket from printer to  
Euro ~~printer~~ compatible with machine.

Root cause analysis:  
- Lamp issues & reagent instability  
Corrected

CORRECTIVE ACTION PROPOSED:  
- Proposal for in built freezer automated  
Biochemistry Analyser as recommended

EVIDENCE OF IMPLEMENTATION FOR CONTINUAL IMPROVEMENT:  
Attached

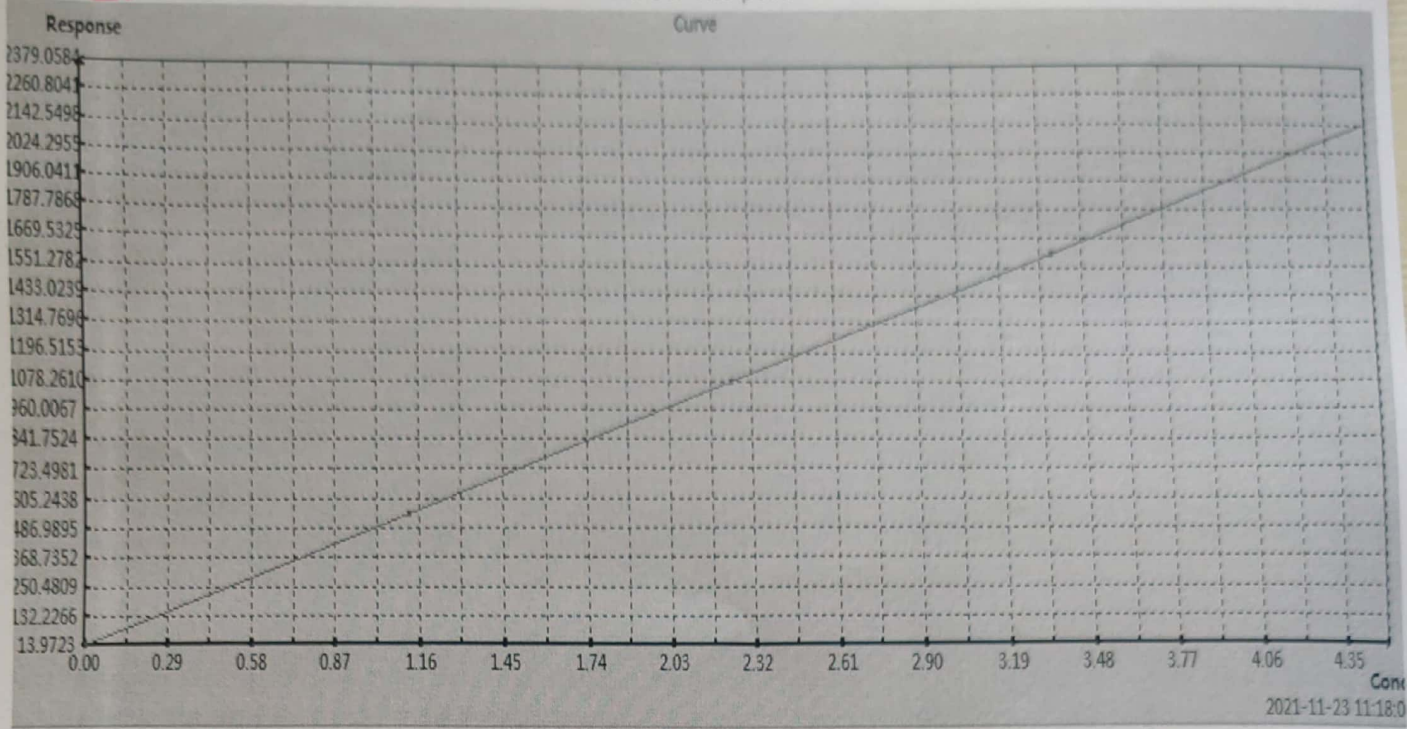
VERIFIED BY:  
  
Dr. Nirupama S.

# Cosmos Clinic & Diagnostics Calibration report

Item: **TBIL**

Calibration method: Two-point

Calibration time: 2021-09-14 18:09:12



2021-11-23 11:18:01

Test Date	Response	Conc.
2021-09-14 17:58:29	13.9723	0
2021-09-14 17:59:08	2142.5462	4.49

*Signature*

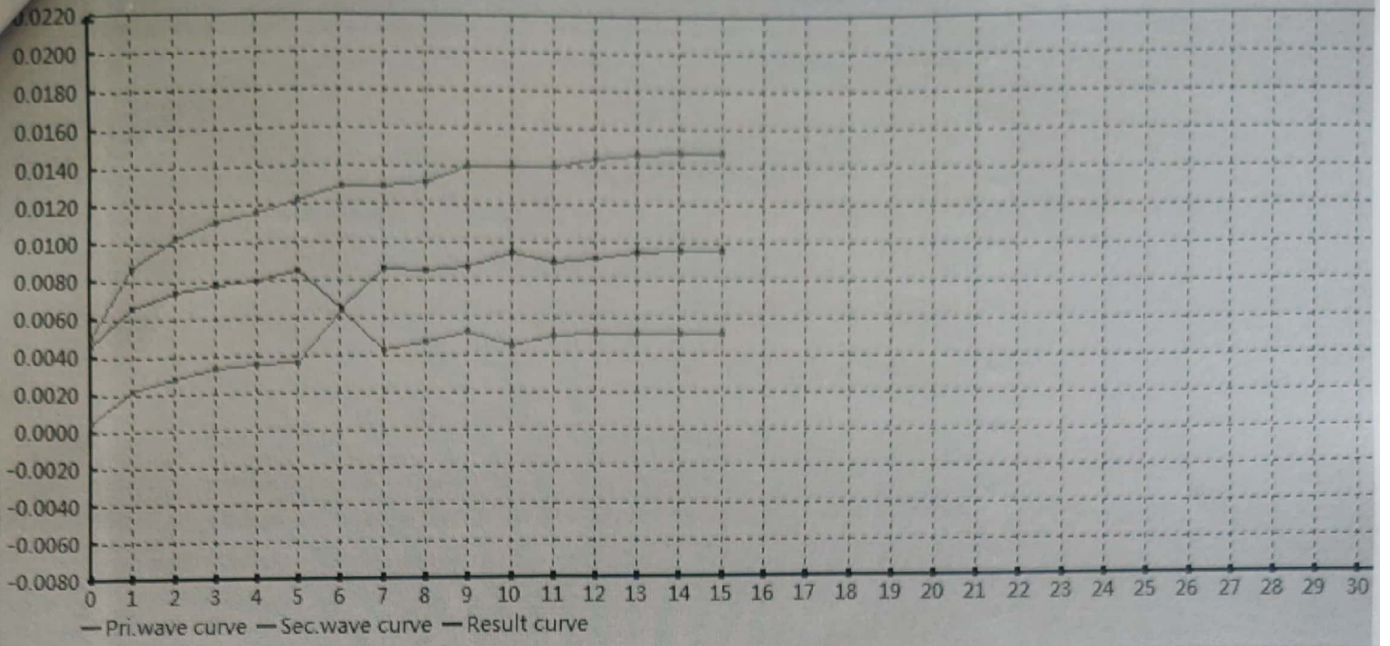
Test person:

Review er:

Print Time: 2021-11-23 11:18:01

ABS

T.B.1



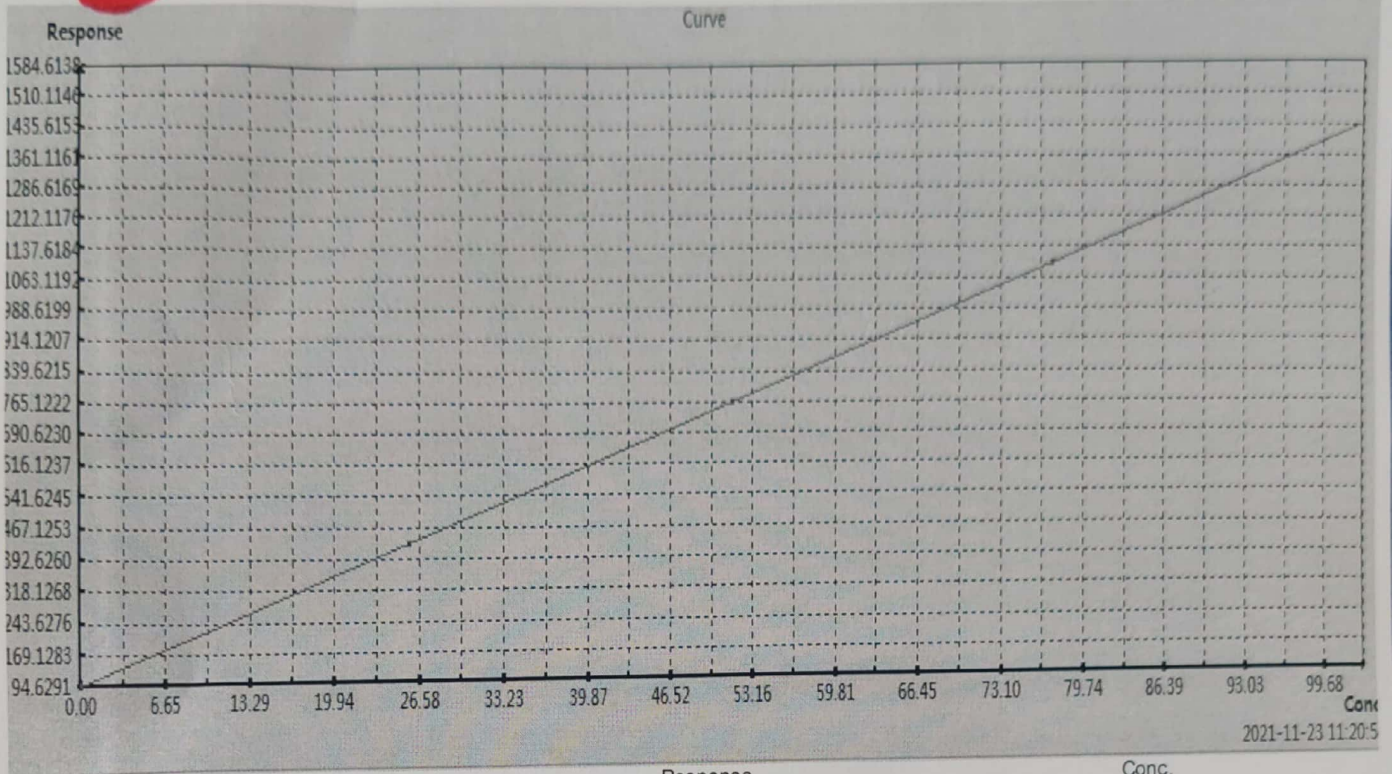
*Handwritten signature*

# Cosmos Clinic & Diagnostics Calibration report

Item: **UREA**

Calibration method: Two-point

Calibration time: 2021-09-07 14:38:06



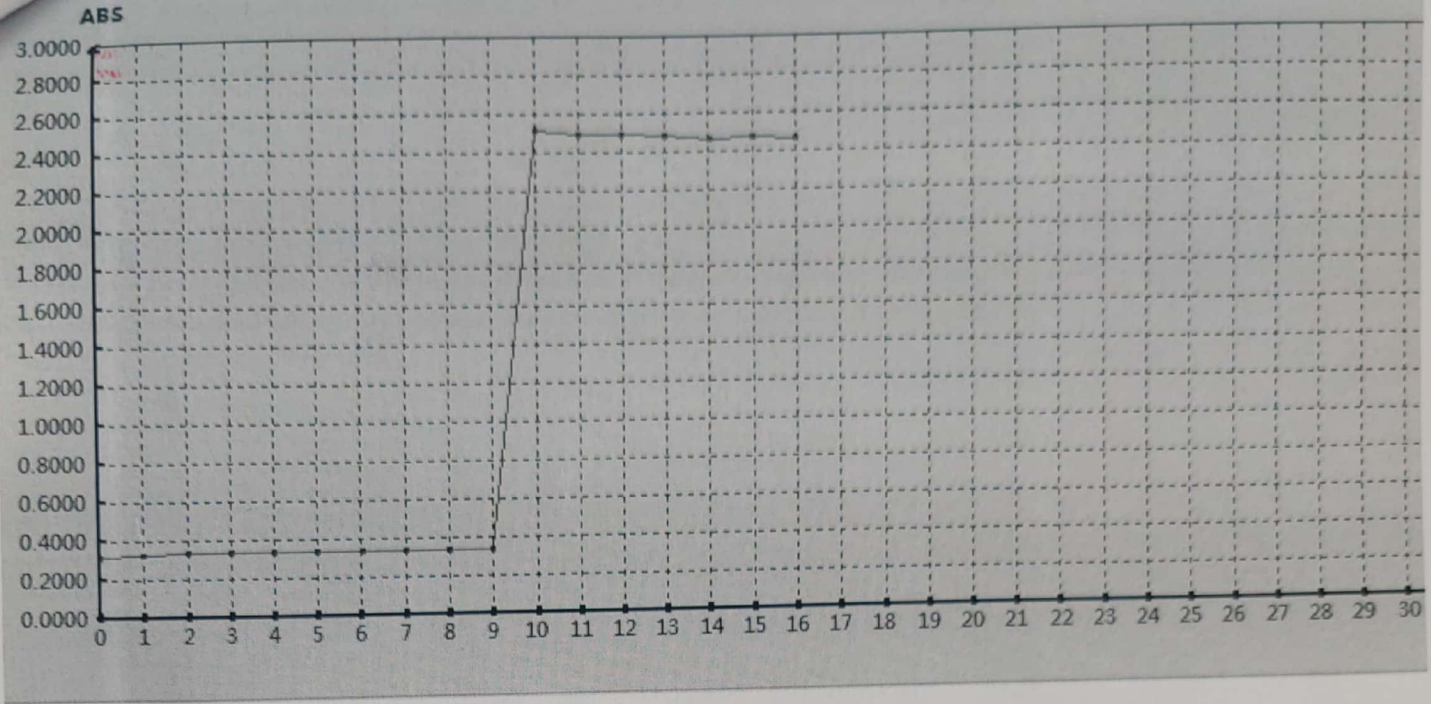
Test Date	Response	Conc.
2021-09-07 14:27:00	94.6291	0
2021-09-07 14:27:36	1435.6153	103

*Rei*

UREA

# FormCalibReq

Reaction Curve



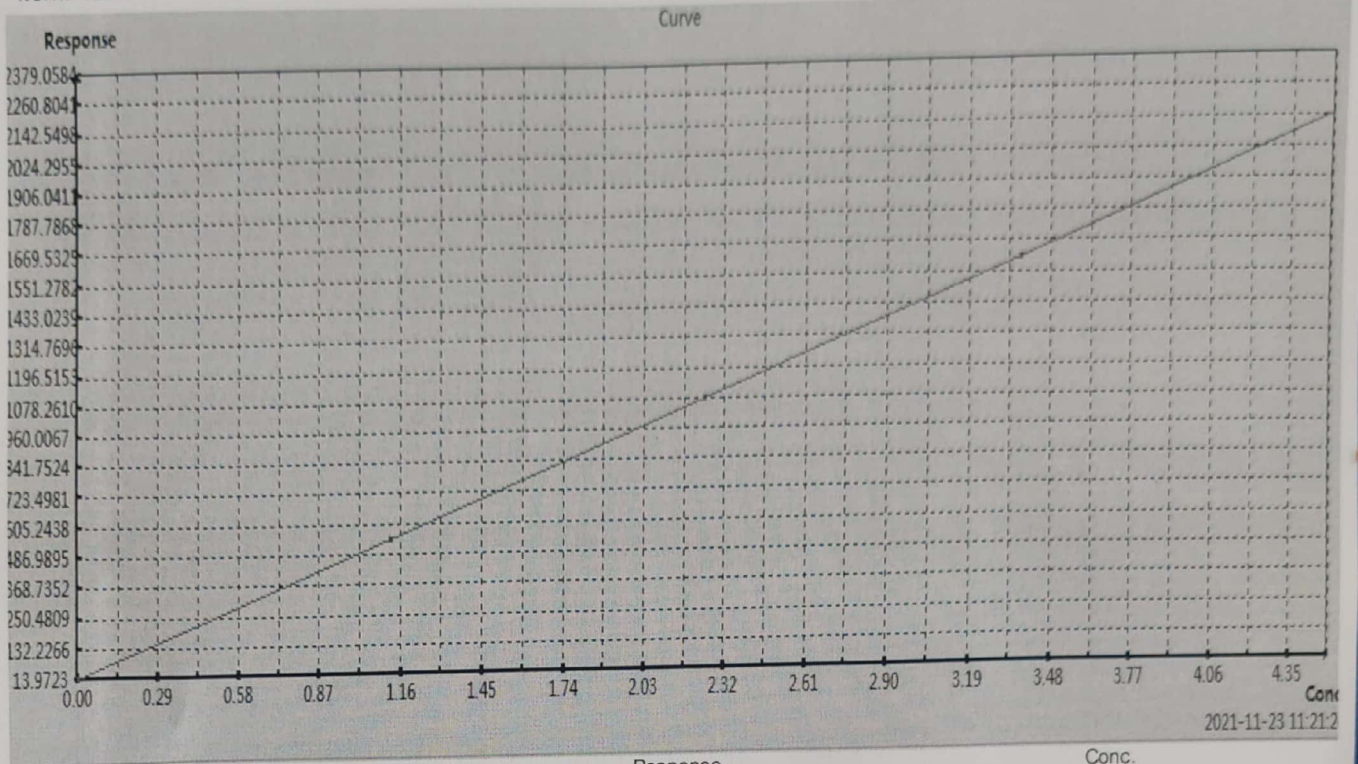
*Dev*

# Cosmos Clinic & Diagnostics Calibration report

Item: TBIL

Calibration method: Two-point

Calibration time: 2021-09-14 18:09:12



Test Date	Response	Conc.
2021-09-14 17:58:29	13.9723	0
2021-09-14 17:59:08	2142.5462	4.49

*Handwritten signature*

Test person:

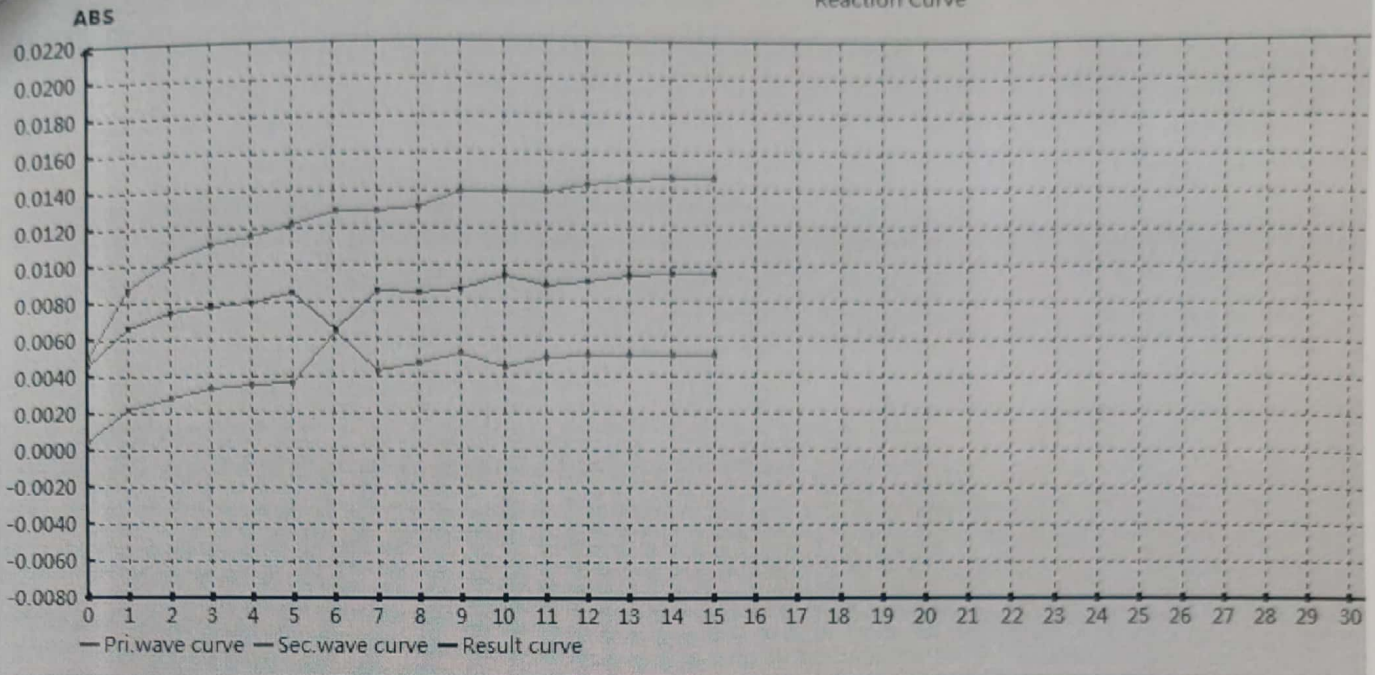
Review er:

Print Time: 2021-11-23 11:21:25

T B 1 L

# FormCalibReq

Reaction Curve



*Devi*

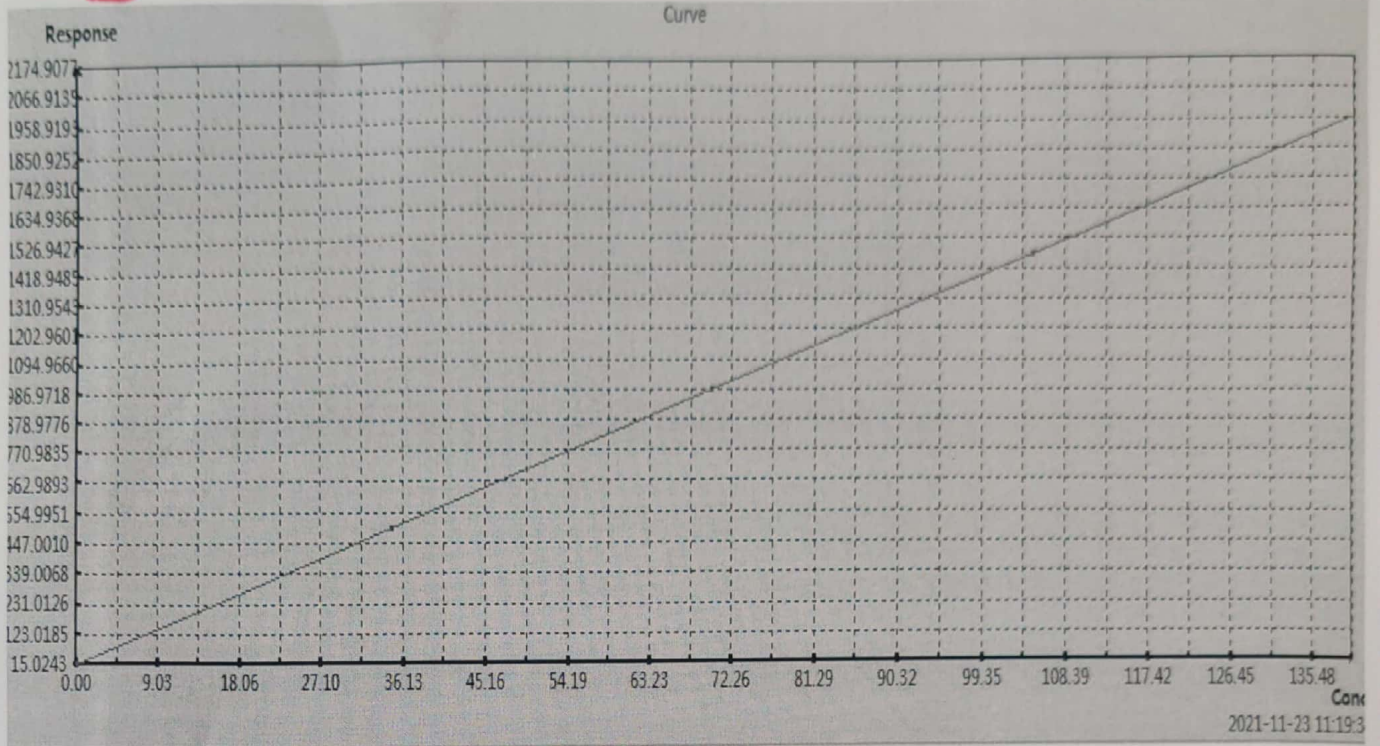


# Cosmos Clinic & Diagnostics Calibration report

Item: **TGL**

Calibration method: Two-point

Calibration time: 2021-09-15 17:27:16



2021-11-23 11:19:3

Test Date	Response	Conc.
2021-09-15 17:16:40	15.0243	0
2021-09-15 17:17:16	1958.9194	140

*Dev*

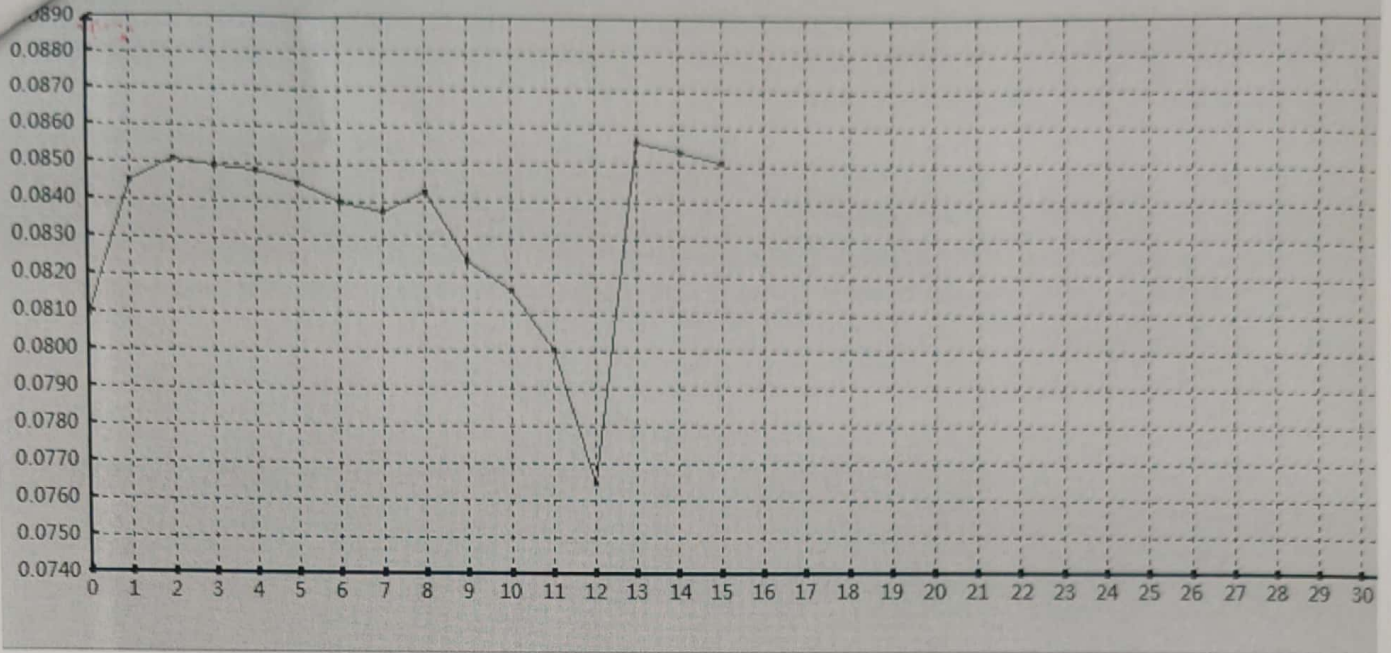
Test person:

Review er:

Print Time: 2021-11-23 11:19:36

T61

ABS



*Devi*

1-09-15 18:15	BIO-RAD L2	GGT	158	40	0	61-153
1-09-15 18:15	BIO-RAD L2	ALP	433	23	0	107-207
1-09-15 18:14	BIO-RAD L2	SGPT	107	25	29	3.7-5.3
1-09-15 18:14	BIO-RAD L2	SGOT	157	0.4	0	0.72-1.08
1-09-15 18:13	BIO-RAD L2	TPR	4.5	0.09	1.661	3.6-5.4
1-09-15 18:12	BIO-RAD L2	DBIL	0.9	0.45	5.206	92.2-137.8
1-09-15 18:12	BIO-RAD L2	TBIL	4.5	11.4	97	68-144
1-09-15 18:11	BIO-RAD L2	<u>TGL</u>	115	19	109	3.85-6.85
1-09-15 18:10	BIO-RAD L2	CHOL	106	0.75	0	80-120
1-09-15 18:10	BIO-RAD L2	CREA	5.35	10	23009.55	241-361
1-09-15 18:09	BIO-RAD L2	UREA	100	30	283	68-144
1-09-15 18:09	BIO-RAD L2	GLU	301	19	0	3.85-6.85
1-09-15 18:08	BIO-RAD L2	CHOL	106	0.75	0	80-120
1-09-15 10:12	BIO-RAD L2	CREA	5.35	10	0	241-361
1-09-15 10:12	BIO-RAD L2	UREA	100	30	0	107-207
1-09-15 10:11	BIO-RAD L2	GLU	301	25	0	3.7-5.3
1-09-15 10:11	BIO-RAD L2	SGOT	157	0.4	0	0.72-1.08
1-09-15 09:11	BIO-RAD L2	TPR	4.5	0.09	0	3.6-5.4
1-09-15 09:11	BIO-RAD L2	DBIL	0.9	0.45	0	92.2-137.8
1-09-15 09:10	BIO-RAD L2	TBIL	4.5	11.4	0	68-144
1-09-15 09:09	BIO-RAD L2	TGL	115	19	30	3.85-6.85
1-09-15 09:09	BIO-RAD L2	CHOL	106	0.75	0	80-120
1-09-15 09:08	BIO-RAD L2	CREA	5.35	10	0	241-361
1-09-15 09:08	BIO-RAD L2	UREA	100	30	258	
1-09-15 09:07	BIO-RAD L2	GLU	301			
1-09-15 09:06	BIO-RAD L2					

# QC information

Test time	QC Liquid	Item	Ave	SD	Result	SD Range	In Control
2021-09-07 14:38	BIO-RAD L2	HDL	27	3	30.8	21-33	Y
2021-09-07 14:37	BIO-RAD L2	CALC	11.8	0.8	12.8	10.2-13.4	Y
2021-09-07 14:36	BIO-RAD L2	URIC	10.3	1	7.52	8.3-12.3	N
2021-09-07 14:36	BIO-RAD L2	GGT	158	20	169.4	118-198	Y
2021-09-07 14:35	BIO-RAD L2	ALP	433	40	387	353-513	Y
2021-09-07 14:34	BIO-RAD L2	SGPT	107	23	24	61-153	N
2021-09-07 14:34	BIO-RAD L2	SGOT	157	25	161	107-207	Y
2021-09-07 14:33	BIO-RAD L2	TPR	4.5	0.4	4.26	3.7-5.3	Y
2021-09-07 14:33	BIO-RAD L2	DBIL	0.9	0.09	1.733	0.72-1.08	N
2021-09-07 14:32	BIO-RAD L2	TBIL	4.5	0.45	4.795	3.6-5.4	Y
2021-09-07 14:31	BIO-RAD L2	TGL	115	11.4	123	92.2-137.8	Y
2021-09-07 14:31	BIO-RAD L2	CHOL	106	19	107	68-144	Y
2021-09-07 14:30	BIO-RAD L2	CREA	5.35	0.75	6.05	3.85-6.85	Y
2021-09-07 14:30	BIO-RAD L2	<u>UREA</u>	100	10	<u>110.78</u>	80-120	Y
2021-09-07 14:29	BIO-RAD L2	<u>GLU</u>	301	30	<u>293</u>	241-361	Y





# Technical Service Report

(Semi - Auto Analyzer)

**CUSTOMER NAME :** Cosmos Diagnostic **Date :** 22 / 09 / 2021

**Address :** \_\_\_\_\_  Warranty  AMC

**Contact No :** \_\_\_\_\_  Chargeable Call  P.M Visit

**Voltage :** Line / Neutral 230 V, Line/Earth 230 V, Earth/Neutral 0 V (Should not >005)  Courtesy Call  Application

**Power Source :** Direct / UPS / CVT

**INSTRUMENT :** Fully Automated Analyzer **SERIAL NO :** \_\_\_\_\_

**MODEL :** T Magic **PROBLEM REPORTED :** Result Variation Service Report

**PARAMETERS (Synergy Bio 1904C)** **PARAMETERS (AutoLab / Versa)**

**T :** OK **A :** OK **Pump Speed :** OK **Pump Calibration :** 500 ul

**Pump :** OK **Front Board :** OK **Gain Cal :** OK **Pump Cal :** OK

**FILTER STATUS :**

Filters in nm	340	405					
Gain							
A/D Value							
Abs of D/Water							

**Instrument Status :**

Outer Body : OK Display / T.Screen : OK Key Pad : OK Pump Motor : OK Printer : OK

Aspiration Button : OK Tubing Set : OK Flow Cell : OK Internal Connectors : OK Software : OK

Remarks on the defective part / parts if any : No

**SERVICE DETAILS**

FOLLOWING PARTS HAVE BEEN REPLACED (if changed)				TO BE FILLED IN BY CUSTOMER
PART NO	DESCRIPTION	QTY	PRICE	
	—		—	<input type="checkbox"/> PREVENTIVE MAINTENANCE / SERVICE WORK CARRIED OUT SATISFACTORILY  <input type="checkbox"/> FAULT RECTIFIED & INSTRUMENT IS WORKING SATISFACTORILY
USED FROM <input type="checkbox"/> COMPANY'S STOCK <input type="checkbox"/> CUSTOMER'S STOCK				

**SERVICE CHARGE / SPARE PART'S CHARGE DETAILS :**

Received with thanks the sum of Rs..... (Rupees.....) dated..... vide cash/Cheque No..... as the service charge/spare part's charge for servicing the above mentioned instrument.

**NOTE :**

- \* Parts replaced are chargeable once warranty Period is over.
- \* Consumables like printer Head, Lamp, tubings, paper rolls, glass parts, Flowcell, T.Screen etc are not covered under warranty and hence are chargeable.
- \* If the customer is not under AMC, customer needs to pay service charge to the engineer for any sort of service.

**ENGINEER'S REMARKS** checked the machine properly and found that lamp was damaged. So adjust the lamp now the machine working fine.

**ENGINEER'S SIGNATURE & NAME :** Nikhil K. Gowd

**Seal & Signature of the Customer**  
 No. 508, Srinivasan Nagar, Perungudi, Chennai - 600 096, Tamilnadu, INDIA  
 Syndicate Bank Layout, Bangalore  
 Name : Devi  
 (with seal) \_\_\_\_\_  
 DATE : \_\_\_\_\_

## VIEW LAB MONTHLY SUMMARY

Lab Name	COSMOS CLINICS AND DIAGNOSTICS		<a href="#">Details About Robust Analysis</a>							
Lab No	10077		<a href="#">Detail About Monthly Summary</a>							
Month	October		<a href="#">Detail about SDI</a>							
Year	2021									
Constituent Group	Chemistry I									
<a href="#">Click on the analyte to view Graphical Data</a>			<a href="#">All Analyser Result</a>		<a href="#">Print</a>					
			Date of Result Entered : 19/10/2021							
			Date of Report Published : 01/11/2021							
Sl.No	Analyte	Method / Principle Name	Analyzer Name	No of Participants	DV	Participants		Your Value	SDI	U
						CV	SD			
1	GLUCOSE	GOD-POD	Any Analyser (Automation / Semi Automation )	702	315.96	8.56	27.03	311 mg/dl	-0.18	2.04
2	UREA	Urease UV / GLDH	Any Analyser (Automation / Semi Automation )	594	43.89	10.67	4.69	43.9 mg/dl	0.00	0.38
3	CREATININE	Jaffes Kinetic - Alkaline picrate	Any Analyser (Automation / Semi Automation )	486	1.13	13.39	0.15	1.31 mg/dl	1.19	0.01
4	T.BILIRUBIN	Diazonium salt ( Colorimetric ) / Jendrassik	Any Analyser (Automation / Semi Automation )	557	6.61	11.91	0.79	8.6 mg/dl	2.52	0.07
5	T-PROTEIN	Biuret - Colorimetric	Any Analyser (Automation / Semi Automation )	677	5.29	9.77	0.52	4 g/dl	-2.50	0.04
6	CALCIUM	Arsenazo III	Any Analyser (Automation / Semi Automation )	506	9.53	8.10	0.77	10.6 mg/dl	1.39	0.07
7	PHOSPHORUS	Molybdate UV / Phosphomolybdate complex	Any Analyser (Automation / Semi Automation )	319	5.40	11.35	0.61	5.53 mg/dl	0.21	0.07
8	URIC ACID	Enzymatic / Uricase Colorimetric	Any Analyser (Automation / Semi Automation )	681	5.40	16.16	0.87	6.25 mg/dl	0.97	0.07
9	CHOLESTEROL	CHOD-PAP	Any Analyser (Automation / Semi Automation )	677	105.70	11.01	11.63	108 mg/dl	0.20	0.89
10	TRIGLYCERIDE	GPO-PAP / Enzymatic Colorimetric / End Point	Any Analyser (Automation / Semi Automation )	597	97.58	14.69	14.34	96 mg/dl	-0.11	1.17
11	HDL CHO	Direct method / Enzymatic colorimetric	Any Analyser (Automation / Semi Automation )	438	27.23	16.03	4.37	22.1 mg/dl	-1.18	0.42
12	SODIUM	ISE - Direct	Any Analyser (Automation / Semi Automation )	618	135.54	3.02	4.09	145 mmol/L	2.31	0.33
13	POTASSIUM	ISE - Direct	Any Analyser (Automation / Semi Automation )	627	3.25	6.34	0.21	3.5 mmol/L	1.21	0.02
14	CHLORIDE	ISE - Direct	Any Analyser (Automation / Semi Automation )	486	107.16	4.46	4.78	105 mmol/L	-0.45	0.43
15	AST	UV kinetic without PLP ( P-5-P )	Any Analyser (Automation / Semi Automation )	383	208.31	10.67	22.23	199 U/L	-0.42	2.27
16	ALT	UV kinetic without PLP	Any Analyser	374	76.11	17.16	13.06	93 U/L	1.29	1.35

		( P-5-P )	(Automation / Semi Automation )							
17	<b>ALP</b>	PNP AMP kinetic	Any Analyser (Automation / Semi Automation )	426	93.76	18.94	17.76	242 U/L	8.35	1.72
18	<b>AMYLASE</b>	CNPG3	Any Analyser (Automation / Semi Automation )	407	125.52	17.70	22.21	176.7 U/L	2.3	2.20
19	<b>IRON</b>	Ferro Zine ( No Protein Removal )	Any Analyser (Automation / Semi Automation )	51	186.23	8.19	15.25	550.9 ug/dl	23.91	4.27
20	<b>MAGNESIUM</b>	Xylidyl Blue	Any Analyser (Automation / Semi Automation )	157	1.84	17.49	0.32	2.41 mg/dl	1.77	0.05

SDI Range	Interpretation
Within -1.0 to +1.0	Excellent.
Between $\pm 1.0$ to $\pm 2.0$	Good.
Between $\pm 2.0$ to $\pm 3.0$	Accept with caution. Warning Signal.
Beyond $\pm 3.0$	Unacceptable performance. Action Signal.

### Links


<a href="#">Modify Address</a>	<a href="#">Modify Methods</a>	<a href="#">Submit Lab Results</a>	<a href="#">View Lab Monthly Summary</a>
<a href="#">Yearly Summary</a>	<a href="#">Change Password</a>	<a href="#">Home</a>	<a href="#">Sign-out</a>





COSMOS CLINICS AND DIAGNOSTICS  
#503, SMV Arcade, Andrahalli Main Road, Syndicate  
Bank Layout, Bengaluru- 560091

Title			
Document Type	Format	Document Number	CCD.LAB.FR.002
Prepared By	Mamatha	Checked by/Approved	Tanveer /Dr.Nirupama.S
Revision No.	0	Issue Date	

Laboratory: ONCOSTEM DIAGNOSTICS PVT. LTD.	
Date: 12/11/2021	Area of NC occurrence: PT EQAS : OF October.2021
NC No.	Major/minor
Non-Conformity (NC) Raised: Alkaline Phosphatase out of spec.	
Immediate corrective action : - Calibration of Alkaline phosphatase and QC to be carried out.	
Root cause analysis: - Random Error.	
CORRECTIVE ACTION PROPOSED: Calibration and QC to be carried photo out once in 3 days since Alkaline Phosphatase is a sensitive parameter.	
EVIDENCE OF IMPLEMENTATION FOR CONTINUAL IMPROVEMENT: Will be Attached upon carrying out Calibration and QC	
VERIFIED BY:  12/11/2021.	