

Analyte Methodwise Result Report

Lab : 455
 Lab Name : MEDICENTRE SONOGRAPHY & CLINICAL LAB, DUNGERPUR
 Report Date : 19/03/2021

Cycle No : 210103
 Sample No : 1
 Sample Date : 03-03-2021

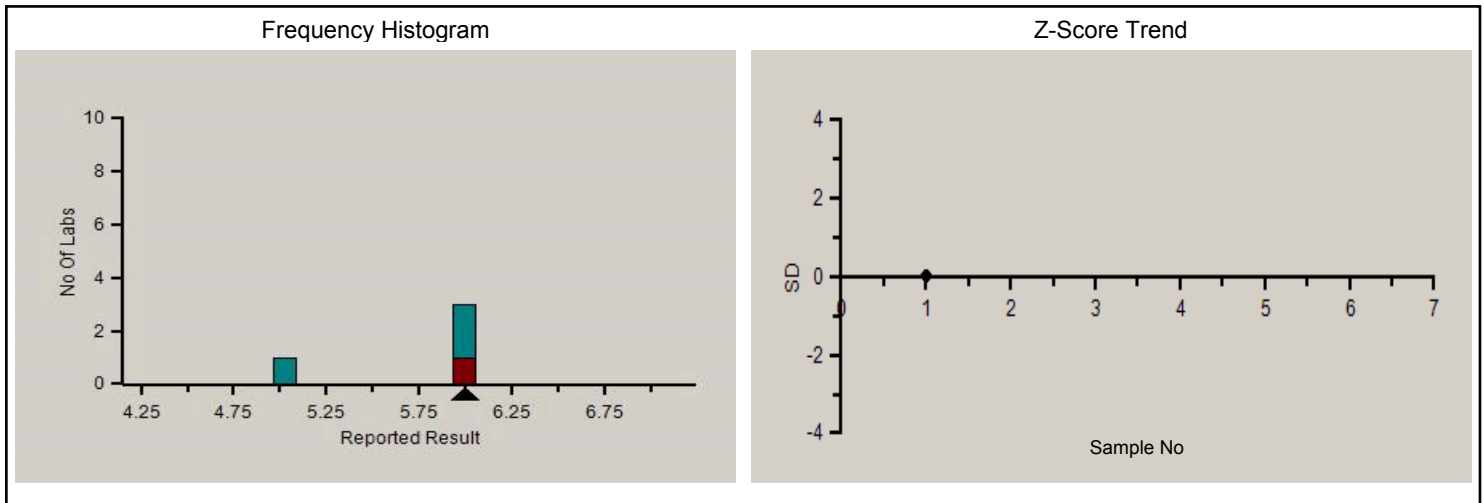
Haematology - CBC WB, Eosinophils Differential., %

	N	Mean	SD	CV%	Excluded
■ All Methods	4	5.75	0.50	8.70	--
■ Impedance	4	5.75	0.50	8.70	--
■ ERBA H 360	1	--	--	--	--

Your Result	6.00	SDI / z-Score	0.00
Assigned Value	6.00	Average SDI	0.00
SDPA	0.500	Uncertainty of AV	0.31
Standard Unit Result Val	6.00	%DEV	4.35

Note : # - Not evaluated / Bimodal distribution

X : SDI more than 4



Note : SDI with * marked are not considered for evaluation.

Comments :

Remarks: Interpretation of your reports

- a) If your SDI lies between +/- 2.0 SD then your results are well within limits.
- b) If your SDI lies between +/-2.0 to 2.99 SD then it is a warning alert flag.
- c) If your SDI is +/- 3.0 SD or more then it is an action alert flag.

Analyte Methodwise Result Report

Lab : 455
 Lab Name : MEDICENTRE SONOGRAPHY & CLINICAL LAB, DUNGERPUR
 Report Date : 19/03/2021

Cycle No : 210103
 Sample No : 1
 Sample Date : 03-03-2021

Haematology - CBC WB, Eosinophils Differential.					
	N	Mean	SD	CV%	Excluded
All Analyzer	4	5.75	0.50	8.70	--
Your Analyzer : ERBA H 360	1	--	--	--	--
ERBA XN 550	1	--	--	--	--
ERBA H 560	1	--	--	--	--
Sysmex XS 800 I	1	--	--	--	--

Interpretation when an analyte is reported for multiple samples in a Round:

- a) Reported on 2 samples:
- Two out of two pass - Acceptable performance
 - One out of two pass - Review for random error & take action if appropriate
 - Both failed - Unacceptable performance, Review for systematic error
- b) Reported on 3 samples:
- All pass - Acceptable performance
 - Two out of three pass - Review for random error & take action if appropriate
 - One out of three pass - Unacceptable performance, Review for systematic error
 - All failed - Unacceptable performance, Review for systematic error

Remarks: Interpretation of your reports

- a) If your SDI lies between +/- 2.0 SD then your results are well within limits.
- b) If your SDI lies between +/-2.0 to 2.99 SD then it is a warning alert flag.
- c) If your SDI is +/- 3.0 SD or more then it is an action alert flag.

Analyte Methodwise Result Report

Lab : 455
Lab Name : MEDICENTRE SONOGRAPHY & CLINICAL LAB, DUNGERPUR
Report Date : 19/03/2021

Cycle No : 210103
Sample No : 1
Sample Date : 03-03-2021

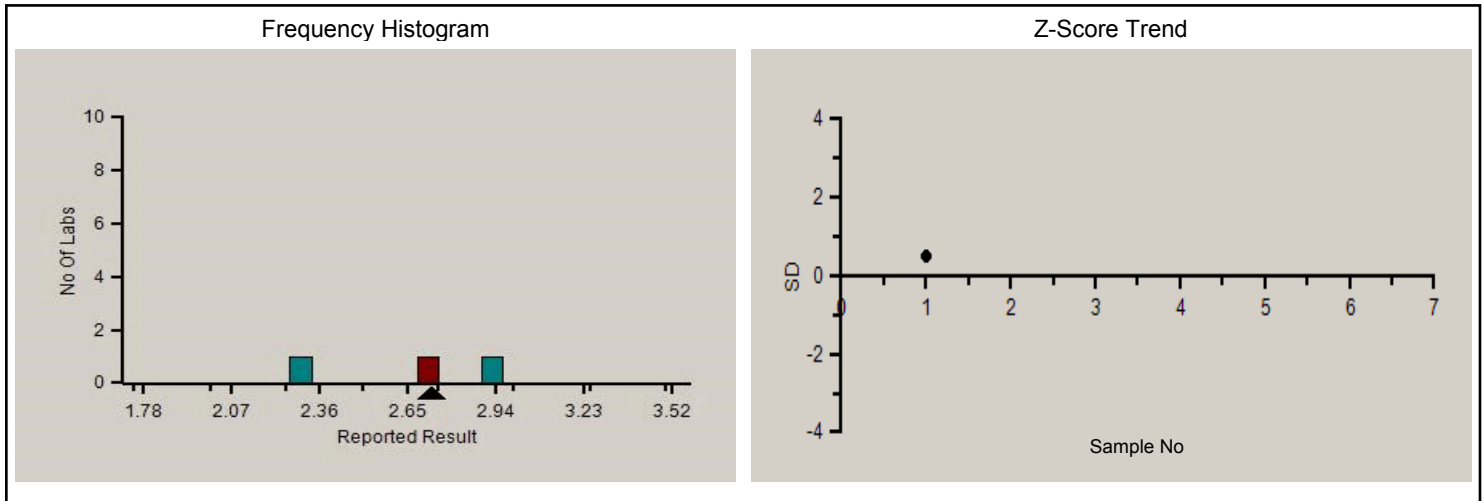
Haematology - CBC WB, Erythrocyte (RBC) Count., mill/cu.mm

	N	Mean	SD	CV%	Excluded
■ All Methods	4	2.65	0.29	10.87	1
■ Impedance	4	2.65	0.29	10.87	1
■ ERBA H 360	1	--	--	--	--

Your Result	2.73	SDI / z-Score	0.48
Assigned Value	2.61	Average SDI	0.14
SDPA	0.249	Uncertainty of AV	0.16
Standard Unit Result Val	2.73	%DEV	3.02

Note : # - Not evaluated / Bimodal distribution

X : SDI more than 4



Note : SDI with * marked are not considered for evaluation.

Comments :

Remarks: Interpretation of your reports

- a) If your SDI lies between +/- 2.0 SD then your results are well within limits.
- b) If your SDI lies between +/-2.0 to 2.99 SD then it is a warning alert flag.
- c) If your SDI is +/- 3.0 SD or more then it is an action alert flag.

Analyte Methodwise Result Report

Lab : 455
Lab Name : MEDICENTRE SONOGRAPHY & CLINICAL LAB, DUNGERPUR
Report Date : 19/03/2021

Cycle No : 210103
Sample No : 1
Sample Date : 03-03-2021

Haematology - CBC WB, Erythrocyte (RBC) Count.					
	N	Mean	SD	CV%	Excluded
All Analyzer	4	2.65	0.29	10.87	1
Your Analyzer : ERBA H 360	1	--	--	--	--
ERBA XN 550	1	--	--	--	--
ERBA H 560	1	--	--	--	1
Sysmex XS 800 I	1	--	--	--	--

Interpretation when an analyte is reported for multiple samples in a Round:

- a) Reported on 2 samples:
- Two out of two pass - Acceptable performance
 - One out of two pass - Review for random error & take action if appropriate
 - Both failed - Unacceptable performance, Review for systematic error
- b) Reported on 3 samples:
- All pass - Acceptable performance
 - Two out of three pass - Review for random error & take action if appropriate
 - One out of three pass - Unacceptable performance, Review for systematic error
 - All failed - Unacceptable performance, Review for systematic error

Remarks: Interpretation of your reports

- a) If your SDI lies between +/- 2.0 SD then your results are well within limits.
- b) If your SDI lies between +/-2.0 to 2.99 SD then it is a warning alert flag.
- c) If your SDI is +/- 3.0 SD or more then it is an action alert flag.

Analyte Methodwise Result Report

Lab : 455
Lab Name : MEDICENTRE SONOGRAPHY & CLINICAL LAB, DUNGERPUR
Report Date : 19/03/2021

Cycle No : 210103
Sample No : 1
Sample Date : 03-03-2021

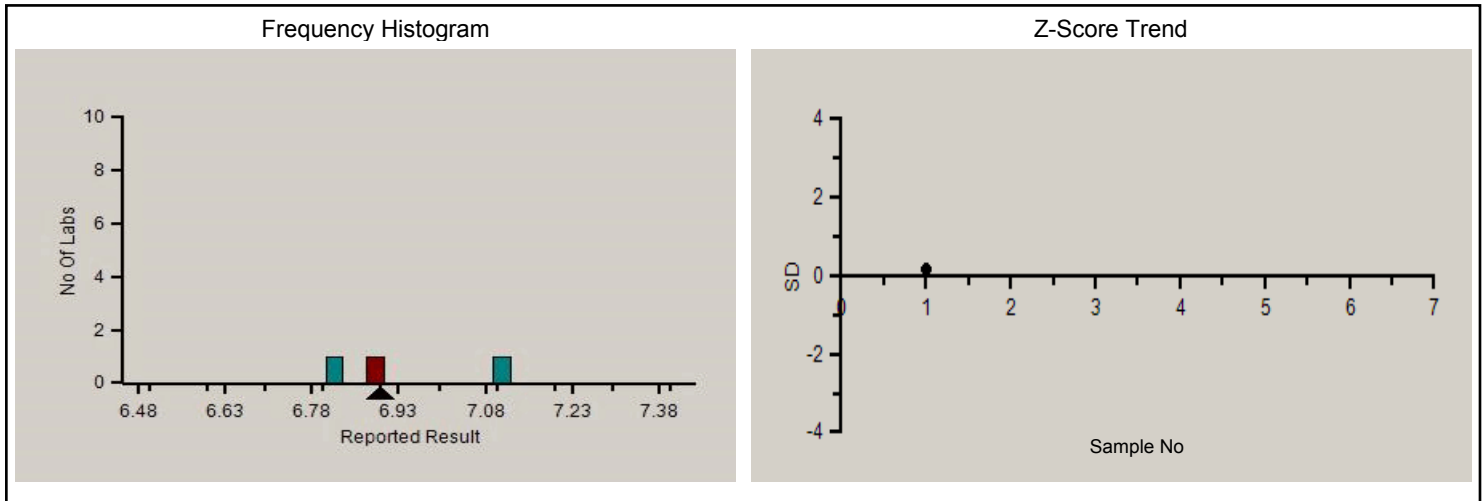
Haematology - CBC WB, Haemoglobin., g/dL

	N	Mean	SD	CV%	Excluded
■ All Methods	4	6.93	0.15	2.21	1
■ Impedance	4	6.93	0.15	2.21	1
■ ERBA H 360	1	--	--	--	--

Your Result	6.90	SDI / z-Score	0.17
Assigned Value	6.85	Average SDI	0.09
SDPA	0.294	Uncertainty of AV	0.18
Standard Unit Result Val	6.90	%DEV	-0.48

Note : # - Not evaluated / Bimodal distribution

X : SDI more than 4



Note : SDI with * marked are not considered for evaluation.

Comments :

Remarks: Interpretation of your reports

- a) If your SDI lies between +/- 2.0 SD then your results are well within limits.
- b) If your SDI lies between +/-2.0 to 2.99 SD then it is a warning alert flag.
- c) If your SDI is +/- 3.0 SD or more then it is an action alert flag.

Analyte Methodwise Result Report

Lab : 455
 Lab Name : MEDICENTRE SONOGRAPHY & CLINICAL LAB, DUNGERPUR
 Report Date : 19/03/2021

Cycle No : 210103
 Sample No : 1
 Sample Date : 03-03-2021

Haematology - CBC WB, Haemoglobin.		N	Mean	SD	CV%	Excluded
	All Analyzer	4	6.93	0.15	2.21	1
Your Analyzer :	ERBA H 360	1	--	--	--	--
	ERBA XN 550	1	--	--	--	--
	ERBA H 560	1	--	--	--	1
	Sysmex XS 800 I	1	--	--	--	--

Interpretation when an analyte is reported for multiple samples in a Round:

- a) Reported on 2 samples:
- Two out of two pass - Acceptable performance
 - One out of two pass - Review for random error & take action if appropriate
 - Both failed - Unacceptable performance, Review for systematic error
- b) Reported on 3 samples:
- All pass - Acceptable performance
 - Two out of three pass - Review for random error & take action if appropriate
 - One out of three pass - Unacceptable performance, Review for systematic error
 - All failed - Unacceptable performance, Review for systematic error

Remarks: Interpretation of your reports

- a) If your SDI lies between +/- 2.0 SD then your results are well within limits.
- b) If your SDI lies between +/-2.0 to 2.99 SD then it is a warning alert flag.
- c) If your SDI is +/- 3.0 SD or more then it is an action alert flag.

Analyte Methodwise Result Report

Lab : 455
Lab Name : MEDICENTRE SONOGRAPHY & CLINICAL LAB, DUNGERPUR
Report Date : 19/03/2021

Cycle No : 210103
Sample No : 1
Sample Date : 03-03-2021

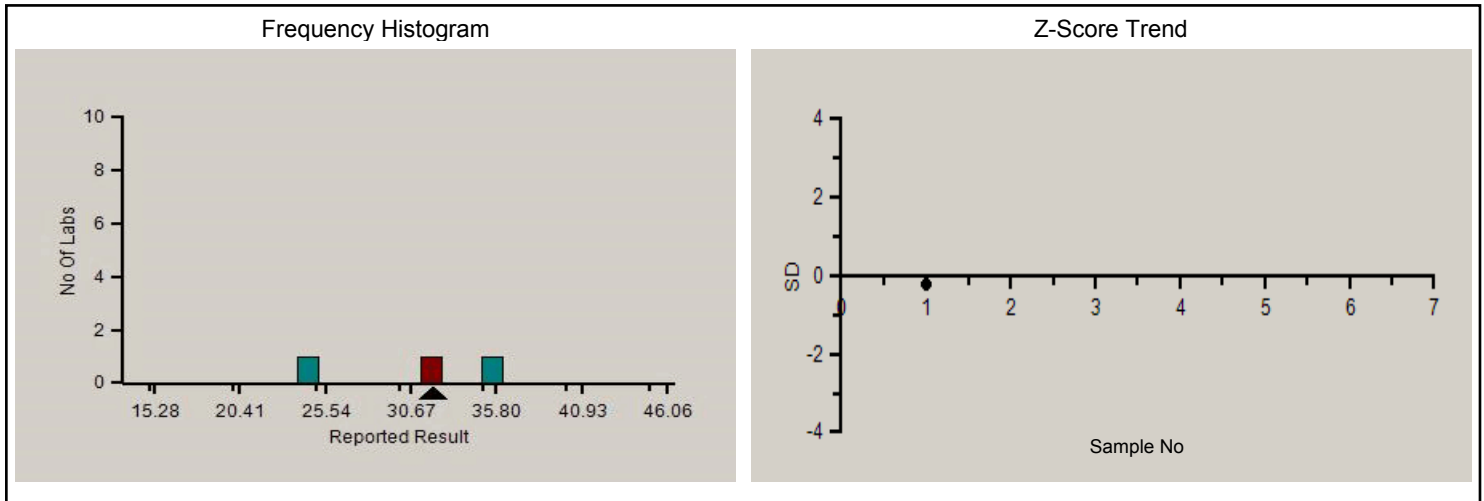
Haematology - CBC WB, Lymphocytes Differential., %

	N	Mean	SD	CV%	Excluded
■ All Methods	4	30.67	5.13	16.74	1
■ Impedance	4	30.67	5.13	16.74	1
■ ERBA H 360	1	--	--	--	--

Your Result	32.00	SDI / z-Score	-0.21
Assigned Value	33.50	Average SDI	-0.08
SDPA	7.047	Uncertainty of AV	4.40
Standard Unit Result Val	32.00	%DEV	4.35

Note : # - Not evaluated / Bimodal distribution

X : SDI more than 4



Note : SDI with * marked are not considered for evaluation.

Comments :

Remarks: Interpretation of your reports

- If your SDI lies between +/- 2.0 SD then your results are well within limits.
- If your SDI lies between +/-2.0 to 2.99 SD then it is a warning alert flag.
- If your SDI is +/- 3.0 SD or more then it is an action alert flag.

Analyte Methodwise Result Report

Lab : 455
 Lab Name : MEDICENTRE SONOGRAPHY & CLINICAL LAB, DUNGERPUR
 Report Date : 19/03/2021

Cycle No : 210103
 Sample No : 1
 Sample Date : 03-03-2021

Haematology - CBC WB, Lymphocytes Differential.					
	N	Mean	SD	CV%	Excluded
All Analyzer	4	30.67	5.13	16.74	1
Your Analyzer : ERBA H 360	1	--	--	--	--
ERBA XN 550	1	--	--	--	--
ERBA H 560	1	--	--	--	1
Sysmex XS 800 I	1	--	--	--	--

Interpretation when an analyte is reported for multiple samples in a Round:

- a) Reported on 2 samples:
- Two out of two pass - Acceptable performance
 - One out of two pass - Review for random error & take action if appropriate
 - Both failed - Unacceptable performance, Review for systematic error
- b) Reported on 3 samples:
- All pass - Acceptable performance
 - Two out of three pass - Review for random error & take action if appropriate
 - One out of three pass - Unacceptable performance, Review for systematic error
 - All failed - Unacceptable performance, Review for systematic error

Remarks: Interpretation of your reports

- a) If your SDI lies between +/- 2.0 SD then your results are well within limits.
- b) If your SDI lies between +/-2.0 to 2.99 SD then it is a warning alert flag.
- c) If your SDI is +/- 3.0 SD or more then it is an action alert flag.

Analyte Methodwise Result Report

Lab : 455
Lab Name : MEDICENTRE SONOGRAPHY & CLINICAL LAB, DUNGERPUR
Report Date : 19/03/2021

Cycle No : 210103
Sample No : 1
Sample Date : 03-03-2021

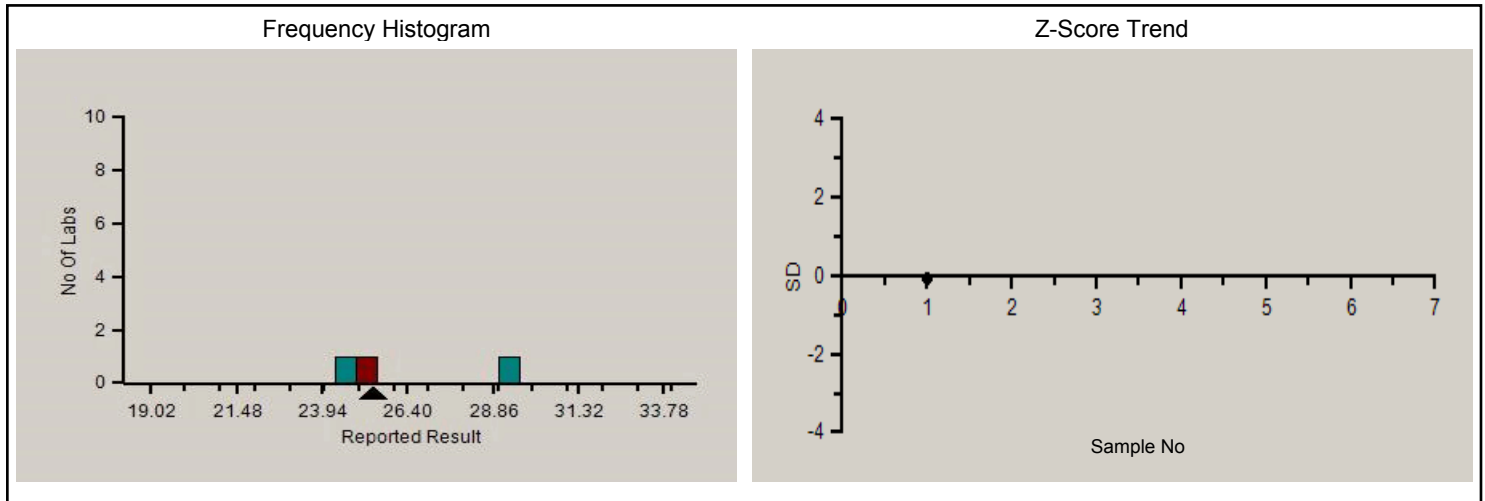
Haematology - CBC WB, MCH (Mean Corpuscular Hb)., pg

	N	Mean	SD	CV%	Excluded
■ All Methods	4	26.40	2.46	9.31	1
■ Calculated	4	26.40	2.46	9.31	1
■ ERBA H 360	1	--	--	--	--

Your Result	25.40	SDI / z-Score	-0.05
Assigned Value	25.50	Average SDI	0.19
SDPA	2.046	Uncertainty of AV	1.28
Standard Unit Result Val	25.40	%DEV	-3.79

Note : # - Not evaluated / Bimodal distribution

X : SDI more than 4



Note : SDI with * marked are not considered for evaluation.

Comments :

Remarks: Interpretation of your reports

- a) If your SDI lies between +/- 2.0 SD then your results are well within limits.
- b) If your SDI lies between +/-2.0 to 2.99 SD then it is a warning alert flag.
- c) If your SDI is +/- 3.0 SD or more then it is an action alert flag.

Analyte Methodwise Result Report

Lab : 455
Lab Name : MEDICENTRE SONOGRAPHY & CLINICAL LAB, DUNGERPUR
Report Date : 19/03/2021

Cycle No : 210103
Sample No : 1
Sample Date : 03-03-2021

Haematology - CBC WB, MCH (Mean Corpuscular Hb).					
	N	Mean	SD	CV%	Excluded
All Analyzer	4	26.40	2.46	9.31	1
Your Analyzer : ERBA H 360	1	--	--	--	--
ERBA XN 550	1	--	--	--	--
ERBA H 560	1	--	--	--	1
Sysmex XS 800 I	1	--	--	--	--

Interpretation when an analyte is reported for multiple samples in a Round:

- a) Reported on 2 samples:
- Two out of two pass - Acceptable performance
 - One out of two pass - Review for random error & take action if appropriate
 - Both failed - Unacceptable performance, Review for systematic error
- b) Reported on 3 samples:
- All pass - Acceptable performance
 - Two out of three pass - Review for random error & take action if appropriate
 - One out of three pass - Unacceptable performance, Review for systematic error
 - All failed - Unacceptable performance, Review for systematic error

Remarks: Interpretation of your reports

- a) If your SDI lies between +/- 2.0 SD then your results are well within limits.
- b) If your SDI lies between +/-2.0 to 2.99 SD then it is a warning alert flag.
- c) If your SDI is +/- 3.0 SD or more then it is an action alert flag.

Analyte Methodwise Result Report

Lab : 455
Lab Name : MEDICENTRE SONOGRAPHY & CLINICAL LAB, DUNGERPUR
Report Date : 19/03/2021

Cycle No : 210103
Sample No : 1
Sample Date : 03-03-2021

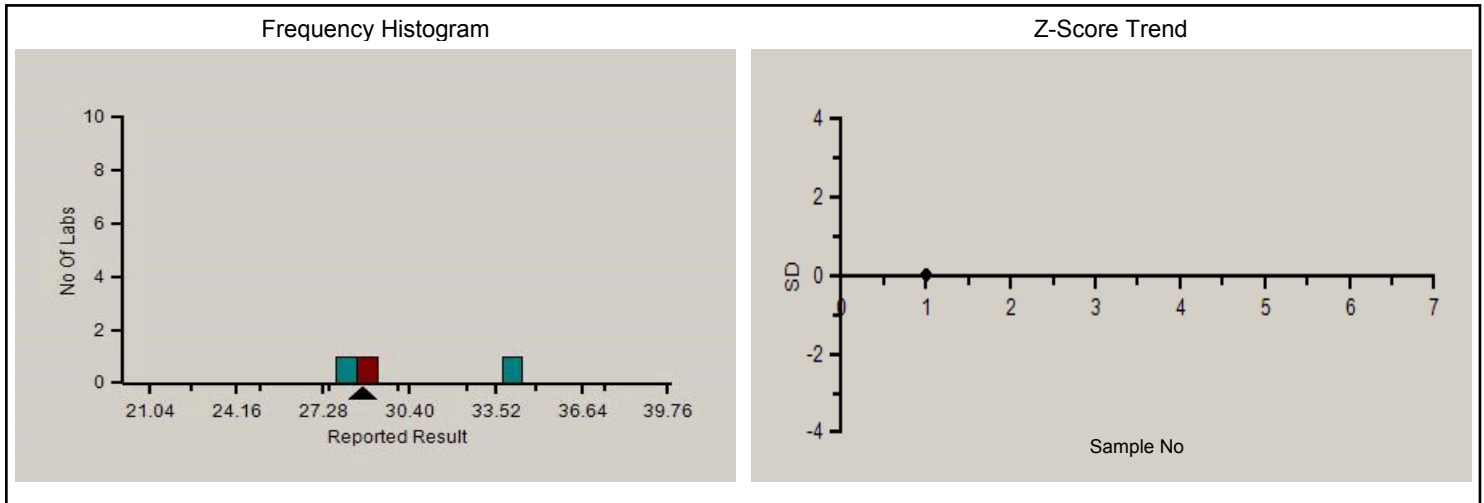
Haematology - CBC WB, MCHC (Mean Corpuscular Hb Concentration), g/dL

	N	Mean	SD	CV%	Excluded
■ All Methods	4	30.40	3.12	10.26	1
■ Calculated	4	30.40	3.12	10.26	1
■ ERBA H 360	1	--	--	--	--

Your Result	28.70	SDI / z-Score	0.03
Assigned Value	28.60	Average SDI	0.90
SDPA	2.883	Uncertainty of AV	1.80
Standard Unit Result Val	28.70	%DEV	-5.59

Note : # - Not evaluated / Bimodal distribution

X : SDI more than 4



Note : SDI with * marked are not considered for evaluation.

Comments :

Remarks: Interpretation of your reports

- a) If your SDI lies between +/- 2.0 SD then your results are well within limits.
- b) If your SDI lies between +/-2.0 to 2.99 SD then it is a warning alert flag.
- c) If your SDI is +/- 3.0 SD or more then it is an action alert flag.

Analyte Methodwise Result Report

Lab : 455
Lab Name : MEDICENTRE SONOGRAPHY & CLINICAL LAB, DUNGERPUR
Report Date : 19/03/2021

Cycle No : 210103
Sample No : 1
Sample Date : 03-03-2021

Haematology - CBC WB, MCHC (Mean Corpuscular Hb Concentration).					
	N	Mean	SD	CV%	Excluded
All Analyzer	4	30.40	3.12	10.26	1
Your Analyzer : ERBA H 360	1	--	--	--	--
ERBA XN 550	1	--	--	--	--
ERBA H 560	1	--	--	--	1
Sysmex XS 800 I	1	--	--	--	--

Interpretation when an analyte is reported for multiple samples in a Round:

- a) Reported on 2 samples:
- Two out of two pass - Acceptable performance
 - One out of two pass - Review for random error & take action if appropriate
 - Both failed - Unacceptable performance, Review for systematic error
- b) Reported on 3 samples:
- All pass - Acceptable performance
 - Two out of three pass - Review for random error & take action if appropriate
 - One out of three pass - Unacceptable performance, Review for systematic error
 - All failed - Unacceptable performance, Review for systematic error

Remarks: Interpretation of your reports

- a) If your SDI lies between +/- 2.0 SD then your results are well within limits.
- b) If your SDI lies between +/-2.0 to 2.99 SD then it is a warning alert flag.
- c) If your SDI is +/- 3.0 SD or more then it is an action alert flag.

Analyte Methodwise Result Report

Lab : 455
Lab Name : MEDICENTRE SONOGRAPHY & CLINICAL LAB, DUNGERPUR
Report Date : 19/03/2021

Cycle No : 210103
Sample No : 1
Sample Date : 03-03-2021

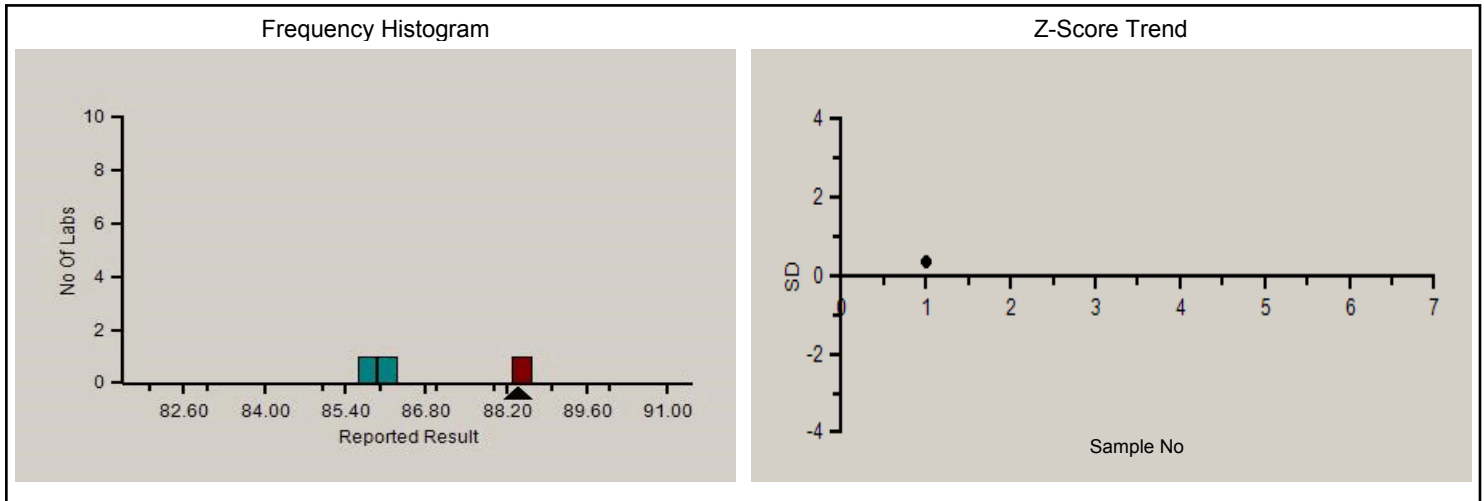
Haematology - CBC WB, MCV (Mean Corpuscular Volume), fL

	N	Mean	SD	CV%	Excluded
■ All Methods	4	86.80	1.40	1.61	1
■ Calculated	4	86.80	1.40	1.61	1
■ ERBA H 360	1	--	--	--	--

Your Result	88.40	SDI / z-Score	0.36
Assigned Value	87.30	Average SDI	-0.09
SDPA	3.071	Uncertainty of AV	1.92
Standard Unit Result Val	88.40	%DEV	1.84

Note : # - Not evaluated / Bimodal distribution

X : SDI more than 4



Note : SDI with * marked are not considered for evaluation.

Comments :

Remarks: Interpretation of your reports

- a) If your SDI lies between +/- 2.0 SD then your results are well within limits.
- b) If your SDI lies between +/-2.0 to 2.99 SD then it is a warning alert flag.
- c) If your SDI is +/- 3.0 SD or more then it is an action alert flag.

Analyte Methodwise Result Report

Lab : 455
Lab Name : MEDICENTRE SONOGRAPHY & CLINICAL LAB, DUNGERPUR
Report Date : 19/03/2021

Cycle No : 210103
Sample No : 1
Sample Date : 03-03-2021

Haematology - CBC WB, MCV (Mean Corpuscular Volume).					
	N	Mean	SD	CV%	Excluded
All Analyzer	4	86.80	1.40	1.61	1
Your Analyzer : ERBA H 360	1	--	--	--	--
ERBA XN 550	1	--	--	--	--
ERBA H 560	1	--	--	--	1
Sysmex XS 800 I	1	--	--	--	--

Interpretation when an analyte is reported for multiple samples in a Round:

- a) Reported on 2 samples:
- Two out of two pass - Acceptable performance
 - One out of two pass - Review for random error & take action if appropriate
 - Both failed - Unacceptable performance, Review for systematic error
- b) Reported on 3 samples:
- All pass - Acceptable performance
 - Two out of three pass - Review for random error & take action if appropriate
 - One out of three pass - Unacceptable performance, Review for systematic error
 - All failed - Unacceptable performance, Review for systematic error

Remarks: Interpretation of your reports

- a) If your SDI lies between +/- 2.0 SD then your results are well within limits.
- b) If your SDI lies between +/-2.0 to 2.99 SD then it is a warning alert flag.
- c) If your SDI is +/- 3.0 SD or more then it is an action alert flag.

Analyte Methodwise Result Report

Lab : 455
Lab Name : MEDICENTRE SONOGRAPHY & CLINICAL LAB, DUNGERPUR
Report Date : 19/03/2021

Cycle No : 210103
Sample No : 1
Sample Date : 03-03-2021

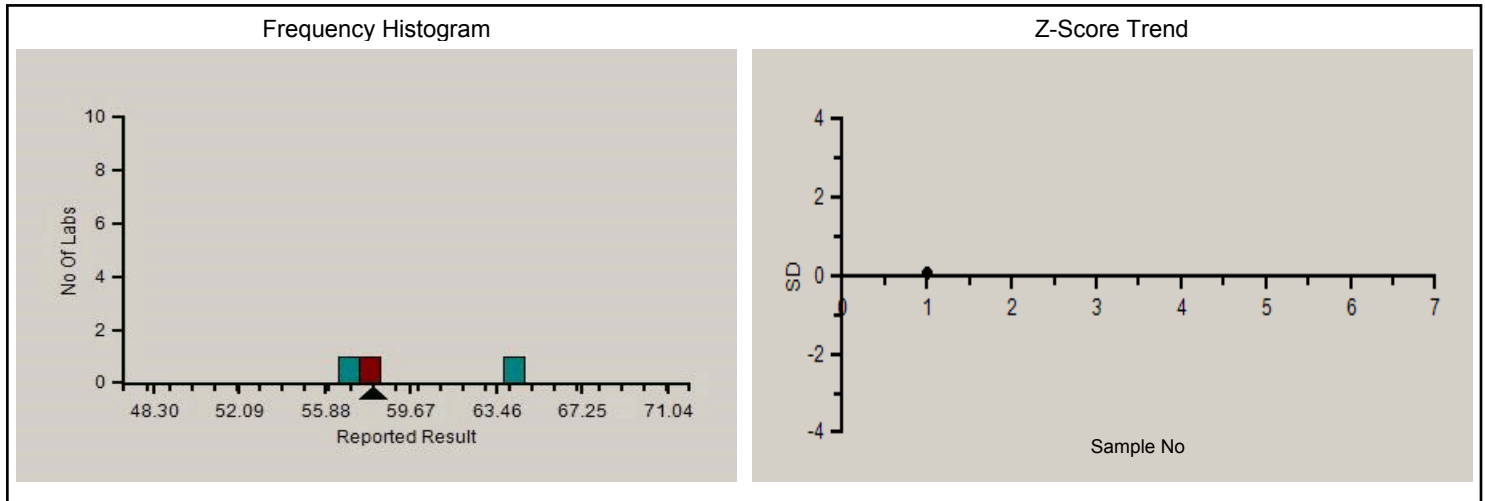
Haematology - CBC WB, Neutrophils Differential., %

	N	Mean	SD	CV%	Excluded
■ All Methods	4	59.67	3.79	6.35	1
■ Impedance	4	59.67	3.79	6.35	1
■ ERBA H 360	1	--	--	--	--

Your Result	58.00	SDI / z-Score	0.07
Assigned Value	57.50	Average SDI	0.07
SDPA	7.047	Uncertainty of AV	4.40
Standard Unit Result Val	58.00	%DEV	-2.79

Note : # - Not evaluated / Bimodal distribution

X : SDI more than 4



Note : SDI with * marked are not considered for evaluation.

Comments :

Remarks: Interpretation of your reports

- a) If your SDI lies between +/- 2.0 SD then your results are well within limits.
- b) If your SDI lies between +/-2.0 to 2.99 SD then it is a warning alert flag.
- c) If your SDI is +/- 3.0 SD or more then it is an action alert flag.

Analyte Methodwise Result Report

Lab : 455
Lab Name : MEDICENTRE SONOGRAPHY & CLINICAL LAB, DUNGERPUR
Report Date : 19/03/2021

Cycle No : 210103
Sample No : 1
Sample Date : 03-03-2021

Haematology - CBC WB, Neutrophils Differential.					
	N	Mean	SD	CV%	Excluded
All Analyzer	4	59.67	3.79	6.35	1
Your Analyzer : ERBA H 360	1	--	--	--	--
ERBA XN 550	1	--	--	--	--
ERBA H 560	1	--	--	--	1
Sysmex XS 800 I	1	--	--	--	--

Interpretation when an analyte is reported for multiple samples in a Round:

- a) Reported on 2 samples:
- Two out of two pass - Acceptable performance
 - One out of two pass - Review for random error & take action if appropriate
 - Both failed - Unacceptable performance, Review for systematic error
- b) Reported on 3 samples:
- All pass - Acceptable performance
 - Two out of three pass - Review for random error & take action if appropriate
 - One out of three pass - Unacceptable performance, Review for systematic error
 - All failed - Unacceptable performance, Review for systematic error

Remarks: Interpretation of your reports

- a) If your SDI lies between +/- 2.0 SD then your results are well within limits.
- b) If your SDI lies between +/-2.0 to 2.99 SD then it is a warning alert flag.
- c) If your SDI is +/- 3.0 SD or more then it is an action alert flag.

Analyte Methodwise Result Report

Lab : 455
Lab Name : MEDICENTRE SONOGRAPHY & CLINICAL LAB, DUNGERPUR
Report Date : 19/03/2021

Cycle No : 210103
Sample No : 1
Sample Date : 03-03-2021

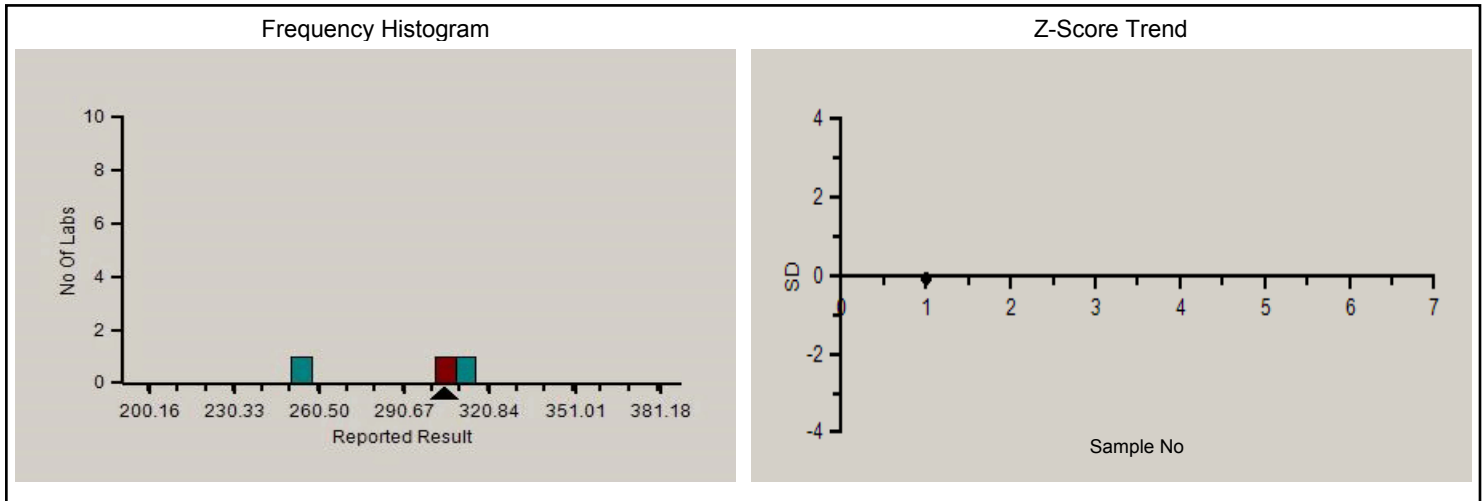
Haematology - CBC WB, Platelet Count., 1000/ μ L

	N	Mean	SD	CV%	Excluded
■ All Methods	4	290.67	30.17	10.38	1
■ Impedance	4	290.67	30.17	10.38	1
■ ERBA H 360	1	--	--	--	--

Your Result	305.00	SDI / z-Score	-0.06
Assigned Value	308.00	Average SDI	0.21
SDPA	47.546	Uncertainty of AV	29.72
Standard Unit Result Val	305.00	%DEV	4.93

Note : # - Not evaluated / Bimodal distribution

X : SDI more than 4



Note : SDI with * marked are not considered for evaluation.

Comments :

Remarks: Interpretation of your reports

- a) If your SDI lies between +/- 2.0 SD then your results are well within limits.
- b) If your SDI lies between +/-2.0 to 2.99 SD then it is a warning alert flag.
- c) If your SDI is +/- 3.0 SD or more then it is an action alert flag.

Analyte Methodwise Result Report

Lab : 455
 Lab Name : MEDICENTRE SONOGRAPHY & CLINICAL LAB, DUNGERPUR
 Report Date : 19/03/2021

Cycle No : 210103
 Sample No : 1
 Sample Date : 03-03-2021

Haematology - CBC WB, Platelet Count.		N	Mean	SD	CV%	Excluded
	All Analyzer	4	290.67	30.17	10.38	1
Your Analyzer :	ERBA H 360	1	--	--	--	--
	ERBA XN 550	1	--	--	--	--
	ERBA H 560	1	--	--	--	1
	Sysmex XS 800 I	1	--	--	--	--

Interpretation when an analyte is reported for multiple samples in a Round:

- a) Reported on 2 samples:
- Two out of two pass - Acceptable performance
 - One out of two pass - Review for random error & take action if appropriate
 - Both failed - Unacceptable performance, Review for systematic error
- b) Reported on 3 samples:
- All pass - Acceptable performance
 - Two out of three pass - Review for random error & take action if appropriate
 - One out of three pass - Unacceptable performance, Review for systematic error
 - All failed - Unacceptable performance, Review for systematic error

Remarks: Interpretation of your reports

- a) If your SDI lies between +/- 2.0 SD then your results are well within limits.
- b) If your SDI lies between +/-2.0 to 2.99 SD then it is a warning alert flag.
- c) If your SDI is +/- 3.0 SD or more then it is an action alert flag.

Analyte Methodwise Result Report

Lab : 455
Lab Name : MEDICENTRE SONOGRAPHY & CLINICAL LAB, DUNGERPUR
Report Date : 19/03/2021

Cycle No : 210103
Sample No : 1
Sample Date : 03-03-2021

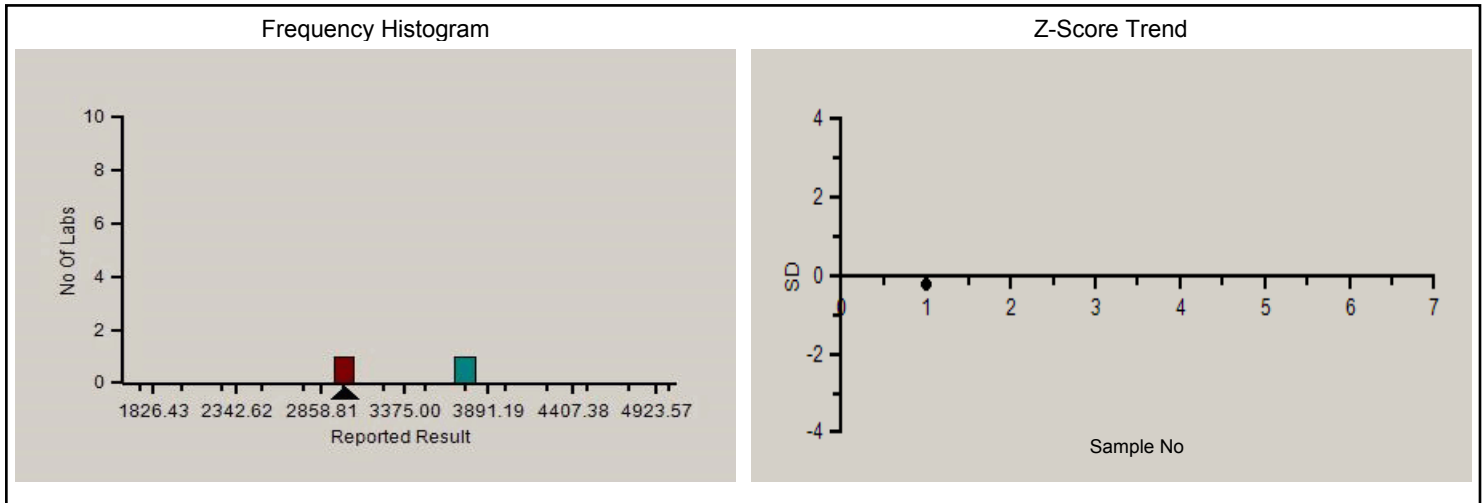
Haematology - CBC WB, Total Leucocytes (WBC) count., /c.mm

	N	Mean	SD	CV%	Excluded
■ All Methods	4	3,375.00	516.19	15.29	2
■ Impedance	4	3,375.00	516.19	15.29	2
■ ERBA H 360	1	--	--	--	--

Your Result	3,010.00	SDI / z-Score	-0.23
Assigned Value	3,100.00	Average SDI	-0.23
SDPA	398.037	Uncertainty of AV	287.26
Standard Unit Result Val	3010.00	%DEV	-10.81

Note : # - Not evaluated / Bimodal distribution

X : SDI more than 4



Note : SDI with * marked are not considered for evaluation.

Comments :

Remarks: Interpretation of your reports

- a) If your SDI lies between +/- 2.0 SD then your results are well within limits.
- b) If your SDI lies between +/-2.0 to 2.99 SD then it is a warning alert flag.
- c) If your SDI is +/- 3.0 SD or more then it is an action alert flag.

Analyte Methodwise Result Report

Lab : 455
Lab Name : MEDICENTRE SONOGRAPHY & CLINICAL LAB, DUNGERPUR
Report Date : 19/03/2021

Cycle No : 210103
Sample No : 1
Sample Date : 03-03-2021


Haematology - CBC WB, Total Leucocytes (WBC) count.					
	N	Mean	SD	CV%	Excluded
All Analyzer	4	3,375.00	516.19	15.29	2
Your Analyzer : ERBA H 360	1	--	--	--	--
ERBA XN 550	1	--	--	--	1
ERBA H 560	1	--	--	--	1
Sysmex XS 800 I	1	--	--	--	--

Interpretation when an analyte is reported for multiple samples in a Round:

- a) Reported on 2 samples:
- Two out of two pass - Acceptable performance
 - One out of two pass - Review for random error & take action if appropriate
 - Both failed - Unacceptable performance, Review for systematic error
- b) Reported on 3 samples:
- All pass - Acceptable performance
 - Two out of three pass - Review for random error & take action if appropriate
 - One out of three pass - Unacceptable performance, Review for systematic error
 - All failed - Unacceptable performance, Review for systematic error

Remarks: Interpretation of your reports

- a) If your SDI lies between +/- 2.0 SD then your results are well within limits.
- b) If your SDI lies between +/-2.0 to 2.99 SD then it is a warning alert flag.
- c) If your SDI is +/- 3.0 SD or more then it is an action alert flag.



Dr Puneet Kumar Nigam
PT coordinator & Technical Manager, MHL EQAS
 Unit No. 409-416,
 Commercial Building - 1A,
 Kohinoor Mall, Kirol Road, Kurla (W),
 Mumbai - 400070

Analyte Methodwise Result Report

Lab : 455
Lab Name : MEDICENTRE SONOGRAPHY & CLINICAL LAB, DUNGERPUR
Report Date : 19/03/2021

Cycle No : 210103
Sample No : 2
Sample Date : 03-03-2021

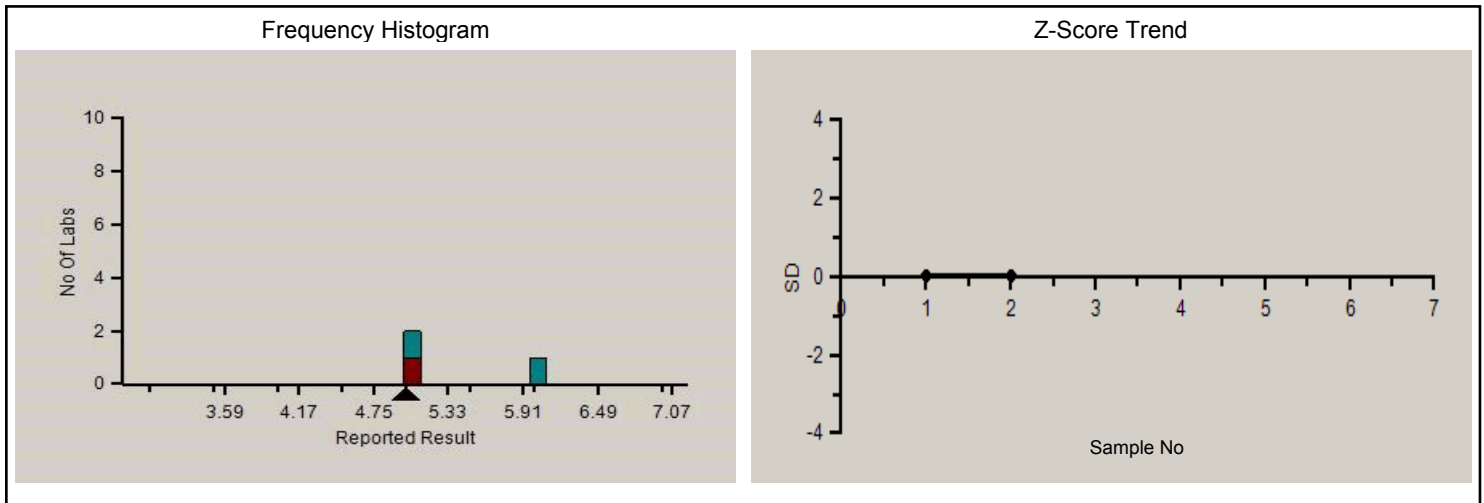
Haematology - CBC WB, Eosinophils Differential., %

	N	Mean	SD	CV%	Excluded
All Methods	4	5.33	0.58	10.82	1
Impedance	4	5.33	0.58	10.82	1
ERBA H 360	1	--	--	--	--

Your Result	5.00	SDI / z-Score	0.00
Assigned Value	5.00	Average SDI	0.00
SDPA	0.577	Uncertainty of AV	0.42
Standard Unit Result Val	5.00	%DEV	-6.24

Note : # - Not evaluated / Bimodal distribution

X : SDI more than 4



Note : SDI with * marked are not considered for evaluation.

Comments :

Remarks: Interpretation of your reports

- a) If your SDI lies between +/- 2.0 SD then your results are well within limits.
- b) If your SDI lies between +/-2.0 to 2.99 SD then it is a warning alert flag.
- c) If your SDI is +/- 3.0 SD or more then it is an action alert flag.

Analyte Methodwise Result Report

Lab : 455
Lab Name : MEDICENTRE SONOGRAPHY & CLINICAL LAB, DUNGERPUR
Report Date : 19/03/2021

Cycle No : 210103
Sample No : 2
Sample Date : 03-03-2021

Haematology - CBC WB, Eosinophils Differential.					
	N	Mean	SD	CV%	Excluded
All Analyzer	4	5.33	0.58	10.82	1
Your Analyzer : ERBA H 360	1	--	--	--	--
ERBA XN 550	1	--	--	--	--
ERBA H 560	1	--	--	--	1
Sysmex XS 800 I	1	--	--	--	--

Interpretation when an analyte is reported for multiple samples in a Round:

- a) Reported on 2 samples:
- Two out of two pass - Acceptable performance
 - One out of two pass - Review for random error & take action if appropriate
 - Both failed - Unacceptable performance, Review for systematic error
- b) Reported on 3 samples:
- All pass - Acceptable performance
 - Two out of three pass - Review for random error & take action if appropriate
 - One out of three pass - Unacceptable performance, Review for systematic error
 - All failed - Unacceptable performance, Review for systematic error

Remarks: Interpretation of your reports

- a) If your SDI lies between +/- 2.0 SD then your results are well within limits.
- b) If your SDI lies between +/-2.0 to 2.99 SD then it is a warning alert flag.
- c) If your SDI is +/- 3.0 SD or more then it is an action alert flag.

Analyte Methodwise Result Report

Lab : 455
Lab Name : MEDICENTRE SONOGRAPHY & CLINICAL LAB, DUNGERPUR
Report Date : 19/03/2021

Cycle No : 210103
Sample No : 2
Sample Date : 03-03-2021

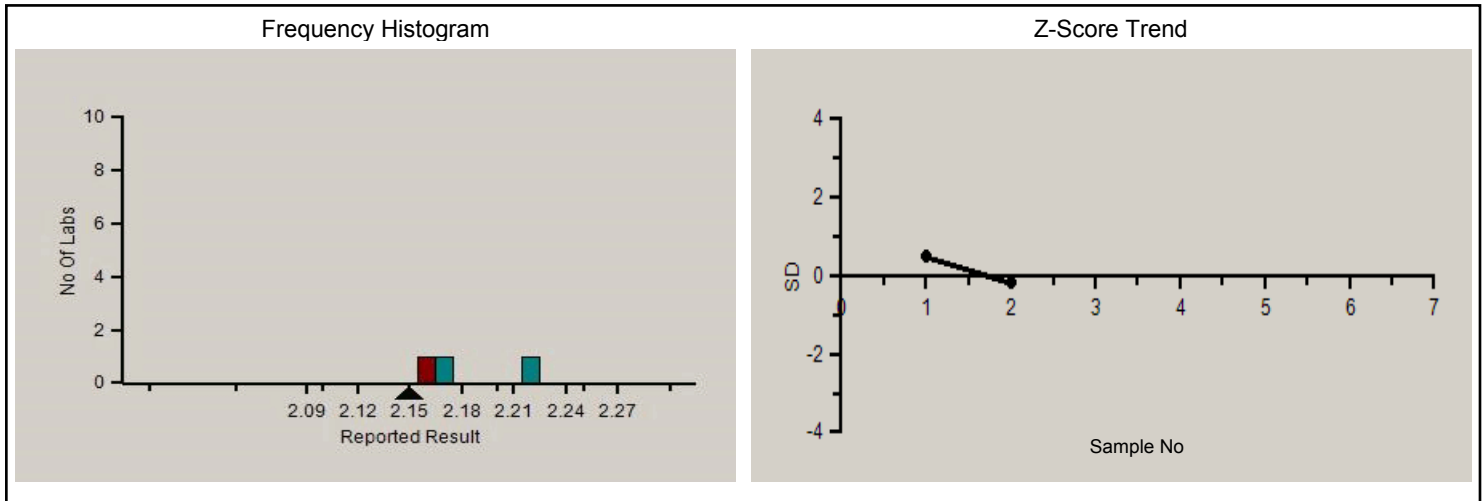
Haematology - CBC WB, Erythrocyte (RBC) Count., mill/cu.mm

	N	Mean	SD	CV%	Excluded
■ All Methods	4	2.18	0.03	1.42	1
■ Impedance	4	2.18	0.03	1.42	1
■ ERBA H 360	1	--	--	--	--

Your Result	2.15	SDI / z-Score	-0.19
Assigned Value	2.16	Average SDI	0.14
SDPA	0.054	Uncertainty of AV	0.03
Standard Unit Result Val	2.15	%DEV	-1.24

Note : # - Not evaluated / Bimodal distribution

X : SDI more than 4



Note : SDI with * marked are not considered for evaluation.

Comments :

Remarks: Interpretation of your reports

- a) If your SDI lies between +/- 2.0 SD then your results are well within limits.
- b) If your SDI lies between +/-2.0 to 2.99 SD then it is a warning alert flag.
- c) If your SDI is +/- 3.0 SD or more then it is an action alert flag.

Analyte Methodwise Result Report

Lab : 455
 Lab Name : MEDICENTRE SONOGRAPHY & CLINICAL LAB, DUNGERPUR
 Report Date : 19/03/2021

Cycle No : 210103
 Sample No : 2
 Sample Date : 03-03-2021

Haematology - CBC WB, Erythrocyte (RBC) Count.					
	N	Mean	SD	CV%	Excluded
All Analyzer	4	2.18	0.03	1.42	1
Your Analyzer : ERBA H 360	1	--	--	--	--
ERBA XN 550	1	--	--	--	--
ERBA H 560	1	--	--	--	1
Sysmex XS 800 I	1	--	--	--	--

Interpretation when an analyte is reported for multiple samples in a Round:

- a) Reported on 2 samples:
- Two out of two pass - Acceptable performance
 - One out of two pass - Review for random error & take action if appropriate
 - Both failed - Unacceptable performance, Review for systematic error
- b) Reported on 3 samples:
- All pass - Acceptable performance
 - Two out of three pass - Review for random error & take action if appropriate
 - One out of three pass - Unacceptable performance, Review for systematic error
 - All failed - Unacceptable performance, Review for systematic error

Remarks: Interpretation of your reports

- a) If your SDI lies between +/- 2.0 SD then your results are well within limits.
- b) If your SDI lies between +/-2.0 to 2.99 SD then it is a warning alert flag.
- c) If your SDI is +/- 3.0 SD or more then it is an action alert flag.

Analyte Methodwise Result Report

Lab : 455
Lab Name : MEDICENTRE SONOGRAPHY & CLINICAL LAB, DUNGERPUR
Report Date : 19/03/2021

Cycle No : 210103
Sample No : 2
Sample Date : 03-03-2021

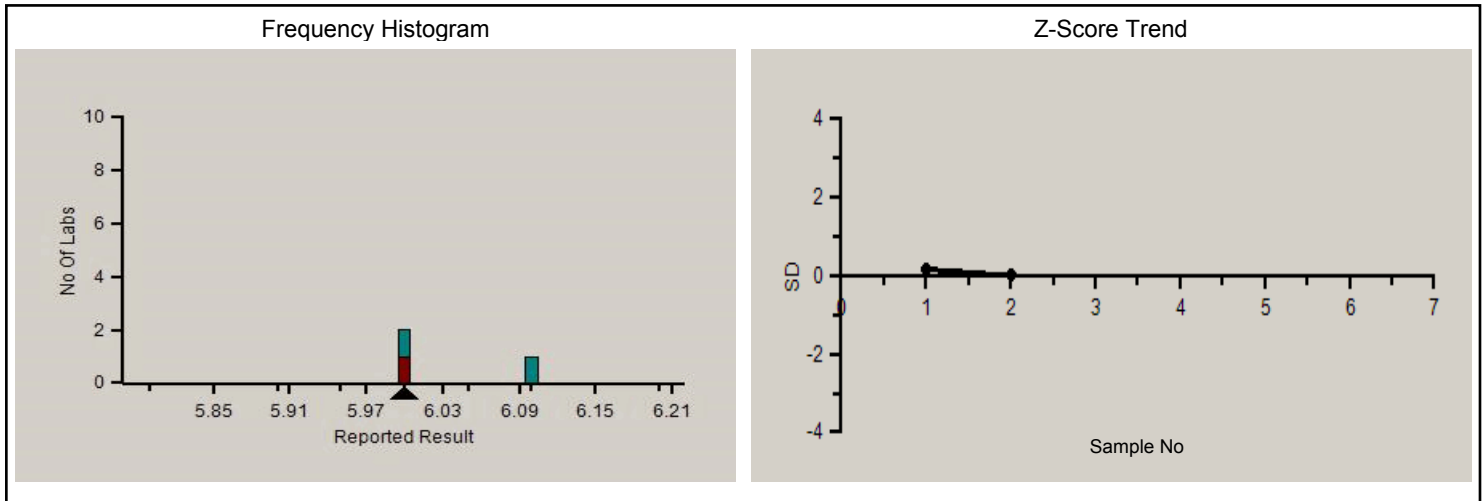
Haematology - CBC WB, Haemoglobin., g/dL

	N	Mean	SD	CV%	Excluded
■ All Methods	4	6.03	0.06	0.96	1
■ Impedance	4	6.03	0.06	0.96	1
■ ERBA H 360	1	--	--	--	--

Your Result	6.00	SDI / z-Score	0.00
Assigned Value	6.00	Average SDI	0.09
SDPA	0.320	Uncertainty of AV	0.20
Standard Unit Result Val	6.00	%DEV	-0.55

Note : # - Not evaluated / Bimodal distribution

X : SDI more than 4



Note : SDI with * marked are not considered for evaluation.

Comments :

Remarks: Interpretation of your reports

- a) If your SDI lies between +/- 2.0 SD then your results are well within limits.
- b) If your SDI lies between +/-2.0 to 2.99 SD then it is a warning alert flag.
- c) If your SDI is +/- 3.0 SD or more then it is an action alert flag.

Analyte Methodwise Result Report

Lab : 455
 Lab Name : MEDICENTRE SONOGRAPHY & CLINICAL LAB, DUNGERPUR
 Report Date : 19/03/2021

Cycle No : 210103
 Sample No : 2
 Sample Date : 03-03-2021

Haematology - CBC WB, Haemoglobin.					
	N	Mean	SD	CV%	Excluded
All Analyzer	4	6.03	0.06	0.96	1
Your Analyzer : ERBA H 360	1	--	--	--	--
ERBA XN 550	1	--	--	--	--
ERBA H 560	1	--	--	--	1
Sysmex XS 800 I	1	--	--	--	--

Interpretation when an analyte is reported for multiple samples in a Round:

- a) Reported on 2 samples:
- Two out of two pass - Acceptable performance
 - One out of two pass - Review for random error & take action if appropriate
 - Both failed - Unacceptable performance, Review for systematic error
- b) Reported on 3 samples:
- All pass - Acceptable performance
 - Two out of three pass - Review for random error & take action if appropriate
 - One out of three pass - Unacceptable performance, Review for systematic error
 - All failed - Unacceptable performance, Review for systematic error

Remarks: Interpretation of your reports

- a) If your SDI lies between +/- 2.0 SD then your results are well within limits.
- b) If your SDI lies between +/-2.0 to 2.99 SD then it is a warning alert flag.
- c) If your SDI is +/- 3.0 SD or more then it is an action alert flag.

Analyte Methodwise Result Report

Lab : 455
Lab Name : MEDICENTRE SONOGRAPHY & CLINICAL LAB, DUNGERPUR
Report Date : 19/03/2021

Cycle No : 210103
Sample No : 2
Sample Date : 03-03-2021

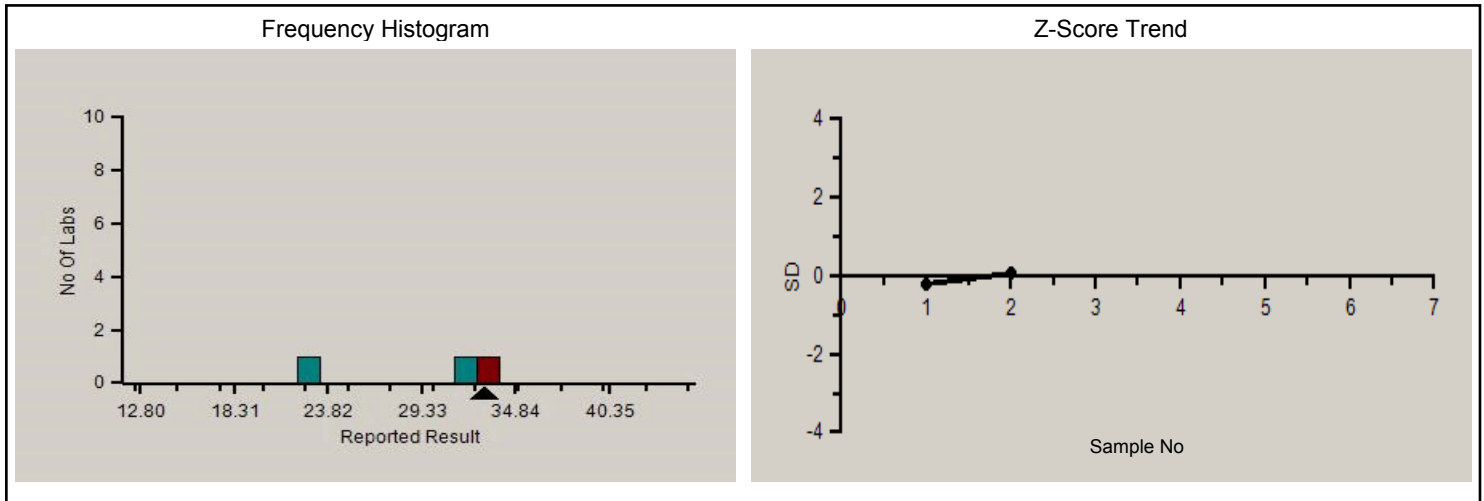
Haematology - CBC WB, Lymphocytes Differential., %

	N	Mean	SD	CV%	Excluded
■ All Methods	4	29.33	5.51	18.78	1
■ Impedance	4	29.33	5.51	18.78	1
■ ERBA H 360	1	--	--	--	--

Your Result	33.00	SDI / z-Score	0.06
Assigned Value	32.50	Average SDI	-0.08
SDPA	7.767	Uncertainty of AV	4.85
Standard Unit Result Val	33.00	%DEV	12.50

Note : # - Not evaluated / Bimodal distribution

X : SDI more than 4



Note : SDI with * marked are not considered for evaluation.

Comments :

Remarks: Interpretation of your reports

- a) If your SDI lies between +/- 2.0 SD then your results are well within limits.
- b) If your SDI lies between +/-2.0 to 2.99 SD then it is a warning alert flag.
- c) If your SDI is +/- 3.0 SD or more then it is an action alert flag.

Analyte Methodwise Result Report

Lab : 455
Lab Name : MEDICENTRE SONOGRAPHY & CLINICAL LAB, DUNGERPUR
Report Date : 19/03/2021

Cycle No : 210103
Sample No : 2
Sample Date : 03-03-2021

Haematology - CBC WB, Lymphocytes Differential.					
	N	Mean	SD	CV%	Excluded
All Analyzer	4	29.33	5.51	18.78	1
Your Analyzer : ERBA H 360	1	--	--	--	--
ERBA XN 550	1	--	--	--	--
ERBA H 560	1	--	--	--	1
Sysmex XS 800 I	1	--	--	--	--

Interpretation when an analyte is reported for multiple samples in a Round:

- a) Reported on 2 samples:
- Two out of two pass - Acceptable performance
 - One out of two pass - Review for random error & take action if appropriate
 - Both failed - Unacceptable performance, Review for systematic error
- b) Reported on 3 samples:
- All pass - Acceptable performance
 - Two out of three pass - Review for random error & take action if appropriate
 - One out of three pass - Unacceptable performance, Review for systematic error
 - All failed - Unacceptable performance, Review for systematic error

Remarks: Interpretation of your reports

- a) If your SDI lies between +/- 2.0 SD then your results are well within limits.
- b) If your SDI lies between +/-2.0 to 2.99 SD then it is a warning alert flag.
- c) If your SDI is +/- 3.0 SD or more then it is an action alert flag.

Analyte Methodwise Result Report

Lab : 455
Lab Name : MEDICENTRE SONOGRAPHY & CLINICAL LAB, DUNGERPUR
Report Date : 19/03/2021

Cycle No : 210103
Sample No : 2
Sample Date : 03-03-2021

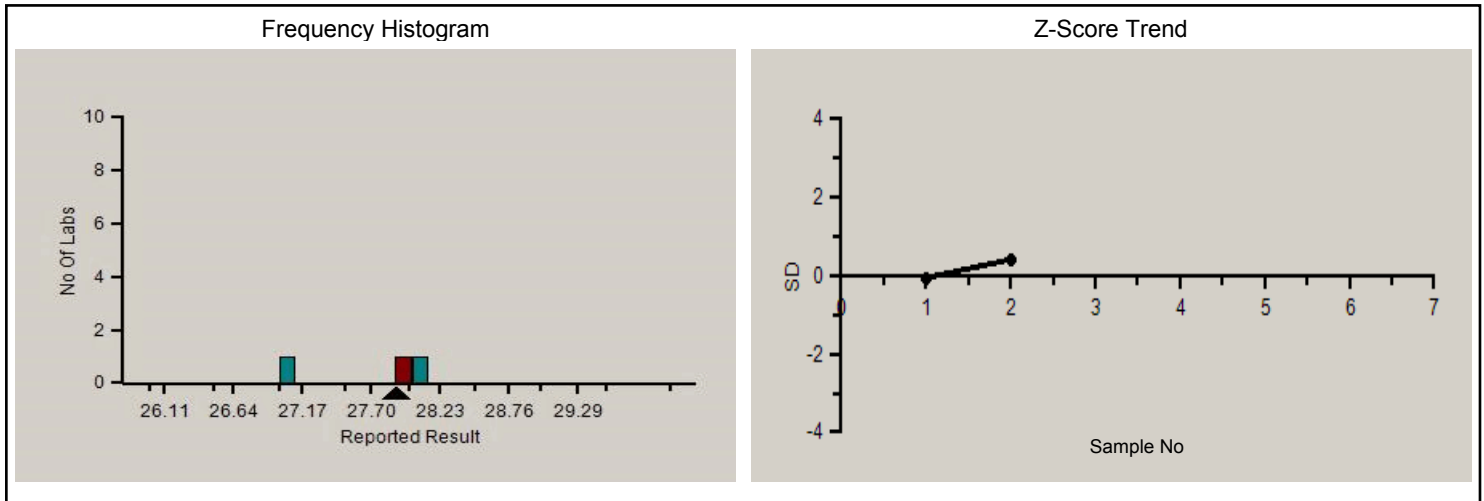
Haematology - CBC WB, MCH (Mean Corpuscular Hb)., pg

	N	Mean	SD	CV%	Excluded
■ All Methods	4	27.70	0.53	1.91	1
■ Calculated	4	27.70	0.53	1.91	1
■ ERBA H 360	1	--	--	--	--

Your Result	27.90	SDI / z-Score	0.42
Assigned Value	27.50	Average SDI	0.19
SDPA	0.954	Uncertainty of AV	0.60
Standard Unit Result Val	27.90	%DEV	0.72

Note : # - Not evaluated / Bimodal distribution

X : SDI more than 4



Note : SDI with * marked are not considered for evaluation.

Comments :

Remarks: Interpretation of your reports

- a) If your SDI lies between +/- 2.0 SD then your results are well within limits.
- b) If your SDI lies between +/-2.0 to 2.99 SD then it is a warning alert flag.
- c) If your SDI is +/- 3.0 SD or more then it is an action alert flag.

Analyte Methodwise Result Report

Lab : 455
Lab Name : MEDICENTRE SONOGRAPHY & CLINICAL LAB, DUNGERPUR
Report Date : 19/03/2021

Cycle No : 210103
Sample No : 2
Sample Date : 03-03-2021

Haematology - CBC WB, MCH (Mean Corpuscular Hb).					
	N	Mean	SD	CV%	Excluded
All Analyzer	4	27.70	0.53	1.91	1
Your Analyzer : ERBA H 360	1	--	--	--	--
ERBA XN 550	1	--	--	--	--
ERBA H 560	1	--	--	--	1
Sysmex XS 800 I	1	--	--	--	--

Interpretation when an analyte is reported for multiple samples in a Round:

- a) Reported on 2 samples:
- Two out of two pass - Acceptable performance
 - One out of two pass - Review for random error & take action if appropriate
 - Both failed - Unacceptable performance, Review for systematic error
- b) Reported on 3 samples:
- All pass - Acceptable performance
 - Two out of three pass - Review for random error & take action if appropriate
 - One out of three pass - Unacceptable performance, Review for systematic error
 - All failed - Unacceptable performance, Review for systematic error

Remarks: Interpretation of your reports

- a) If your SDI lies between +/- 2.0 SD then your results are well within limits.
- b) If your SDI lies between +/-2.0 to 2.99 SD then it is a warning alert flag.
- c) If your SDI is +/- 3.0 SD or more then it is an action alert flag.

Analyte Methodwise Result Report

Lab : 455
Lab Name : MEDICENTRE SONOGRAPHY & CLINICAL LAB, DUNGERPUR
Report Date : 19/03/2021

Cycle No : 210103
Sample No : 2
Sample Date : 03-03-2021

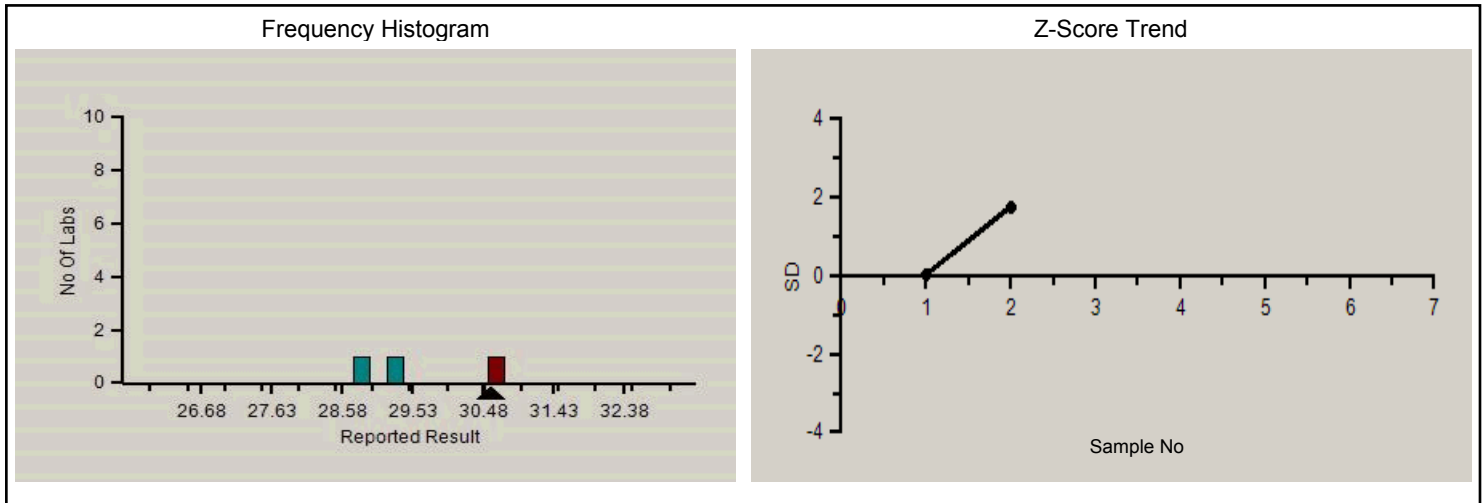
Haematology - CBC WB, MCHC (Mean Corpuscular Hb Concentration), g/dL

	N	Mean	SD	CV%	Excluded
■ All Methods	4	29.53	0.95	3.20	1
■ Calculated	4	29.53	0.95	3.20	1
■ ERBA H 360	1	--	--	--	--

Your Result	30.60	SDI / z-Score	1.77
Assigned Value	29.00	Average SDI	0.90
SDPA	0.902	Uncertainty of AV	0.56
Standard Unit Result Val	30.60	%DEV	3.61

Note : # - Not evaluated / Bimodal distribution

X : SDI more than 4



Note : SDI with * marked are not considered for evaluation.

Comments :

Remarks: Interpretation of your reports

- a) If your SDI lies between +/- 2.0 SD then your results are well within limits.
- b) If your SDI lies between +/-2.0 to 2.99 SD then it is a warning alert flag.
- c) If your SDI is +/- 3.0 SD or more then it is an action alert flag.

Analyte Methodwise Result Report

Lab : 455
Lab Name : MEDICENTRE SONOGRAPHY & CLINICAL LAB, DUNGERPUR
Report Date : 19/03/2021

Cycle No : 210103
Sample No : 2
Sample Date : 03-03-2021

Haematology - CBC WB, MCHC (Mean Corpuscular Hb Concentration).					
	N	Mean	SD	CV%	Excluded
All Analyzer	4	29.53	0.95	3.20	1
Your Analyzer : ERBA H 360	1	--	--	--	--
ERBA XN 550	1	--	--	--	--
ERBA H 560	1	--	--	--	1
Sysmex XS 800 I	1	--	--	--	--

Interpretation when an analyte is reported for multiple samples in a Round:

- a) Reported on 2 samples:
- Two out of two pass - Acceptable performance
 - One out of two pass - Review for random error & take action if appropriate
 - Both failed - Unacceptable performance, Review for systematic error
- b) Reported on 3 samples:
- All pass - Acceptable performance
 - Two out of three pass - Review for random error & take action if appropriate
 - One out of three pass - Unacceptable performance, Review for systematic error
 - All failed - Unacceptable performance, Review for systematic error

Remarks: Interpretation of your reports

- a) If your SDI lies between +/- 2.0 SD then your results are well within limits.
- b) If your SDI lies between +/-2.0 to 2.99 SD then it is a warning alert flag.
- c) If your SDI is +/- 3.0 SD or more then it is an action alert flag.

Analyte Methodwise Result Report

Lab : 455
Lab Name : MEDICENTRE SONOGRAPHY & CLINICAL LAB, DUNGERPUR
Report Date : 19/03/2021

Cycle No : 210103
Sample No : 2
Sample Date : 03-03-2021

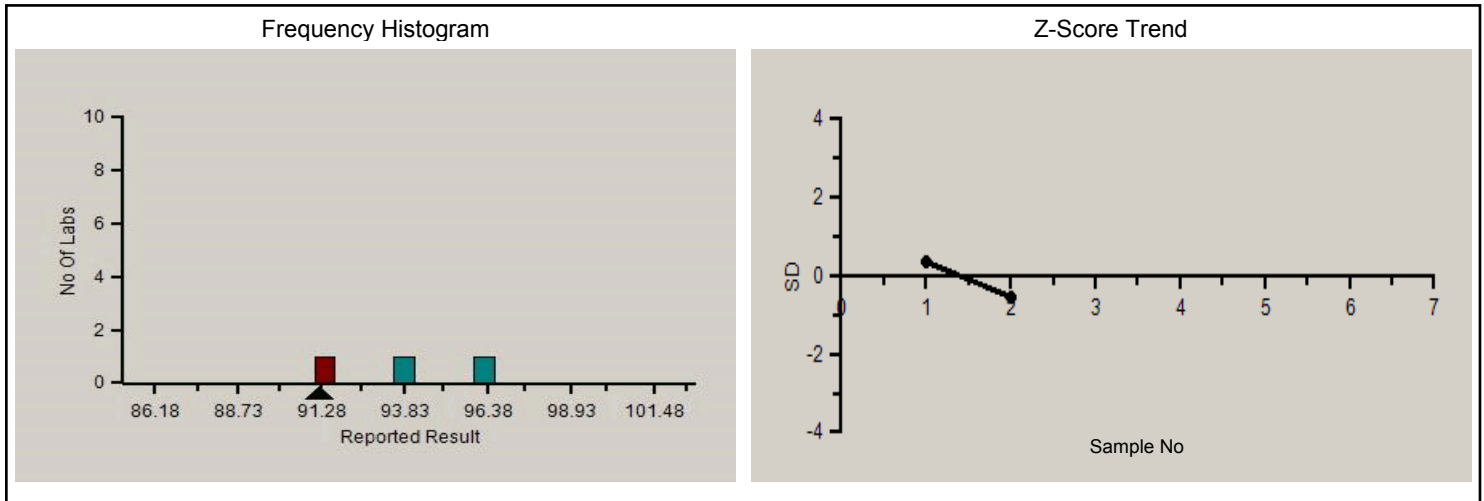
Haematology - CBC WB, MCV (Mean Corpuscular Volume), fL

	N	Mean	SD	CV%	Excluded
■ All Methods	4	93.83	2.55	2.72	1
■ Calculated	4	93.83	2.55	2.72	1
■ ERBA H 360	1	--	--	--	--

Your Result	91.20	SDI / z-Score	-0.54
Assigned Value	92.60	Average SDI	-0.09
SDPA	2.608	Uncertainty of AV	1.63
Standard Unit Result Val	91.20	%DEV	-2.81

Note : # - Not evaluated / Bimodal distribution

X : SDI more than 4



Note : SDI with * marked are not considered for evaluation.

Comments :

Remarks: Interpretation of your reports

- a) If your SDI lies between +/- 2.0 SD then your results are well within limits.
- b) If your SDI lies between +/-2.0 to 2.99 SD then it is a warning alert flag.
- c) If your SDI is +/- 3.0 SD or more then it is an action alert flag.

Analyte Methodwise Result Report

Lab : 455
Lab Name : MEDICENTRE SONOGRAPHY & CLINICAL LAB, DUNGERPUR
Report Date : 19/03/2021

Cycle No : 210103
Sample No : 2
Sample Date : 03-03-2021

Haematology - CBC WB, MCV (Mean Corpuscular Volume).					
	N	Mean	SD	CV%	Excluded
All Analyzer	4	93.83	2.55	2.72	1
Your Analyzer : ERBA H 360	1	--	--	--	--
ERBA XN 550	1	--	--	--	--
ERBA H 560	1	--	--	--	1
Sysmex XS 800 I	1	--	--	--	--

Interpretation when an analyte is reported for multiple samples in a Round:

- a) Reported on 2 samples:
- Two out of two pass - Acceptable performance
 - One out of two pass - Review for random error & take action if appropriate
 - Both failed - Unacceptable performance, Review for systematic error
- b) Reported on 3 samples:
- All pass - Acceptable performance
 - Two out of three pass - Review for random error & take action if appropriate
 - One out of three pass - Unacceptable performance, Review for systematic error
 - All failed - Unacceptable performance, Review for systematic error

Remarks: Interpretation of your reports

- a) If your SDI lies between +/- 2.0 SD then your results are well within limits.
- b) If your SDI lies between +/-2.0 to 2.99 SD then it is a warning alert flag.
- c) If your SDI is +/- 3.0 SD or more then it is an action alert flag.

Analyte Methodwise Result Report

Lab : 455
Lab Name : MEDICENTRE SONOGRAPHY & CLINICAL LAB, DUNGERPUR
Report Date : 19/03/2021

Cycle No : 210103
Sample No : 2
Sample Date : 03-03-2021

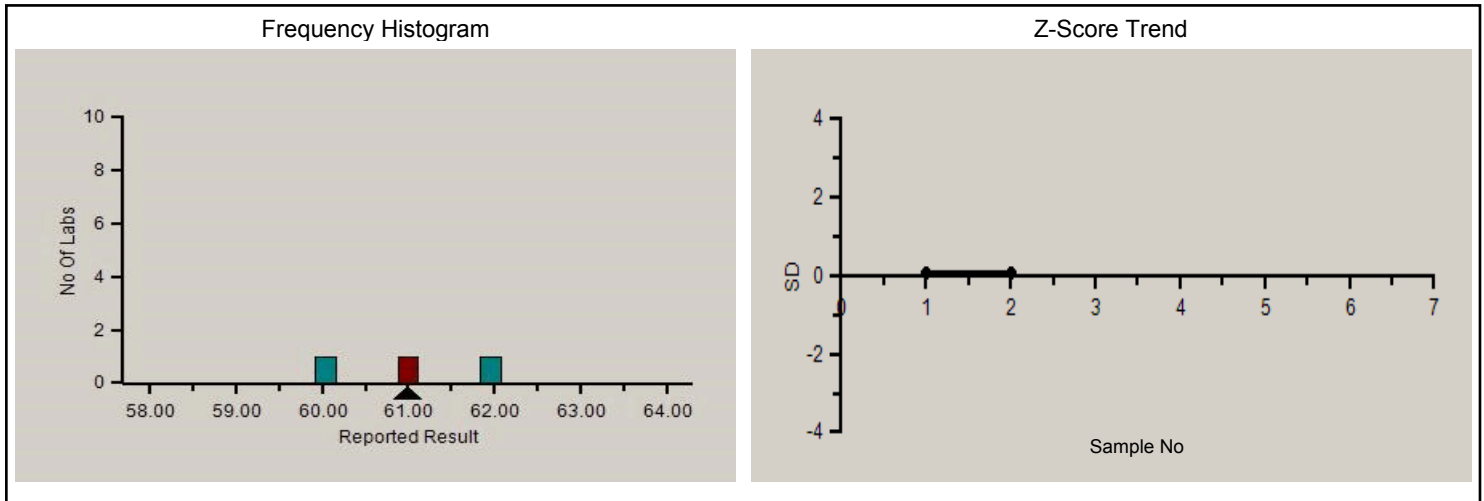
Haematology - CBC WB, Neutrophils Differential., %

	N	Mean	SD	CV%	Excluded
■ All Methods	4	61.00	1.00	1.64	1
■ Impedance	4	61.00	1.00	1.64	1
■ ERBA H 360	1	--	--	--	--

Your Result	61.00	SDI / z-Score	0.07
Assigned Value	60.50	Average SDI	0.07
SDPA	7.544	Uncertainty of AV	4.72
Standard Unit Result Val	61.00	%DEV	0.00

Note : # - Not evaluated / Bimodal distribution

X : SDI more than 4



Note : SDI with * marked are not considered for evaluation.

Comments :

Remarks: Interpretation of your reports

- a) If your SDI lies between +/- 2.0 SD then your results are well within limits.
- b) If your SDI lies between +/-2.0 to 2.99 SD then it is a warning alert flag.
- c) If your SDI is +/- 3.0 SD or more then it is an action alert flag.

Analyte Methodwise Result Report

Lab : 455
 Lab Name : MEDICENTRE SONOGRAPHY & CLINICAL LAB, DUNGERPUR
 Report Date : 19/03/2021

Cycle No : 210103
 Sample No : 2
 Sample Date : 03-03-2021

Haematology - CBC WB, Neutrophils Differential.					
	N	Mean	SD	CV%	Excluded
All Analyzer	4	61.00	1.00	1.64	1
Your Analyzer : ERBA H 360	1	--	--	--	--
ERBA XN 550	1	--	--	--	--
ERBA H 560	1	--	--	--	1
Sysmex XS 800 I	1	--	--	--	--

Interpretation when an analyte is reported for multiple samples in a Round:

- a) Reported on 2 samples:
- Two out of two pass - Acceptable performance
 - One out of two pass - Review for random error & take action if appropriate
 - Both failed - Unacceptable performance, Review for systematic error
- b) Reported on 3 samples:
- All pass - Acceptable performance
 - Two out of three pass - Review for random error & take action if appropriate
 - One out of three pass - Unacceptable performance, Review for systematic error
 - All failed - Unacceptable performance, Review for systematic error

Remarks: Interpretation of your reports

- a) If your SDI lies between +/- 2.0 SD then your results are well within limits.
- b) If your SDI lies between +/-2.0 to 2.99 SD then it is a warning alert flag.
- c) If your SDI is +/- 3.0 SD or more then it is an action alert flag.

Analyte Methodwise Result Report

Lab : 455
Lab Name : MEDICENTRE SONOGRAPHY & CLINICAL LAB, DUNGERPUR
Report Date : 19/03/2021

Cycle No : 210103
Sample No : 2
Sample Date : 03-03-2021

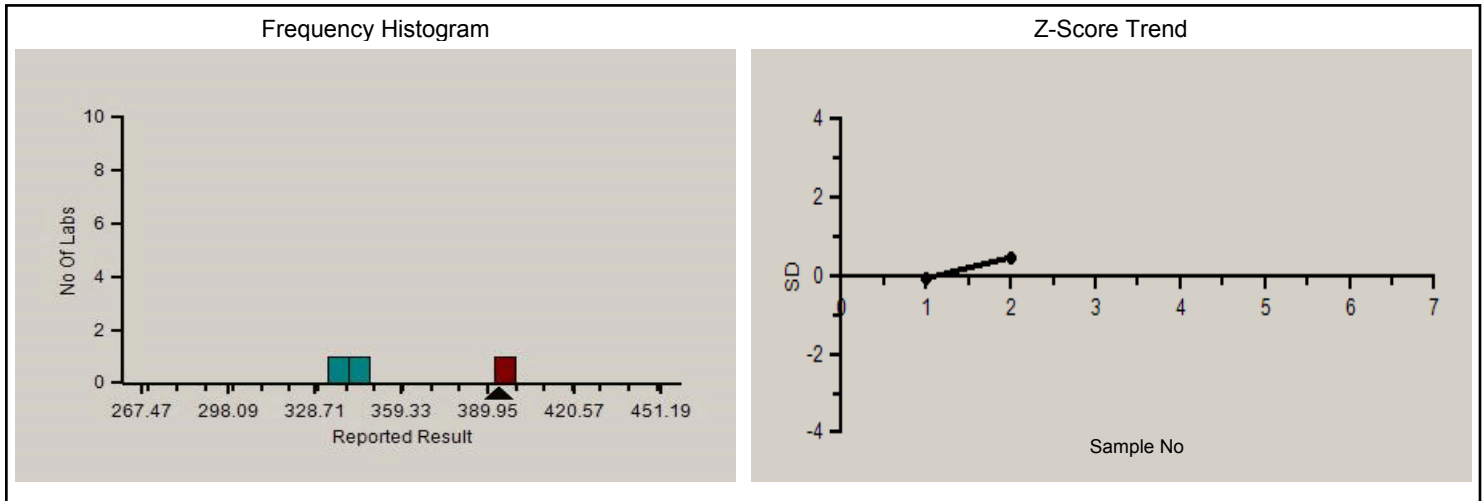
Haematology - CBC WB, Platelet Count., 1000/ μ L

	N	Mean	SD	CV%	Excluded
■ All Methods	4	359.33	30.62	8.52	1
■ Impedance	4	359.33	30.62	8.52	1
■ ERBA H 360	1	--	--	--	--

Your Result	394.00	SDI / z-Score	0.47
Assigned Value	371.00	Average SDI	0.21
SDPA	49.163	Uncertainty of AV	30.73
Standard Unit Result Val	394.00	%DEV	9.65

Note : # - Not evaluated / Bimodal distribution

X : SDI more than 4



Note : SDI with * marked are not considered for evaluation.

Comments :

Remarks: Interpretation of your reports

- a) If your SDI lies between +/- 2.0 SD then your results are well within limits.
- b) If your SDI lies between +/-2.0 to 2.99 SD then it is a warning alert flag.
- c) If your SDI is +/- 3.0 SD or more then it is an action alert flag.

Analyte Methodwise Result Report

Lab : 455
Lab Name : MEDICENTRE SONOGRAPHY & CLINICAL LAB, DUNGERPUR
Report Date : 19/03/2021

Cycle No : 210103
Sample No : 2
Sample Date : 03-03-2021

Haematology - CBC WB, Platelet Count.					
	N	Mean	SD	CV%	Excluded
All Analyzer	4	359.33	30.62	8.52	1
Your Analyzer : ERBA H 360	1	--	--	--	--
ERBA XN 550	1	--	--	--	--
ERBA H 560	1	--	--	--	1
Sysmex XS 800 I	1	--	--	--	--

Interpretation when an analyte is reported for multiple samples in a Round:

- a) Reported on 2 samples:
- Two out of two pass - Acceptable performance
 - One out of two pass - Review for random error & take action if appropriate
 - Both failed - Unacceptable performance, Review for systematic error
- b) Reported on 3 samples:
- All pass - Acceptable performance
 - Two out of three pass - Review for random error & take action if appropriate
 - One out of three pass - Unacceptable performance, Review for systematic error
 - All failed - Unacceptable performance, Review for systematic error

Remarks: Interpretation of your reports

- a) If your SDI lies between +/- 2.0 SD then your results are well within limits.
- b) If your SDI lies between +/-2.0 to 2.99 SD then it is a warning alert flag.
- c) If your SDI is +/- 3.0 SD or more then it is an action alert flag.

Analyte Methodwise Result Report

Lab : 455
Lab Name : MEDICENTRE SONOGRAPHY & CLINICAL LAB, DUNGERPUR
Report Date : 19/03/2021

Cycle No : 210103
Sample No : 2
Sample Date : 03-03-2021

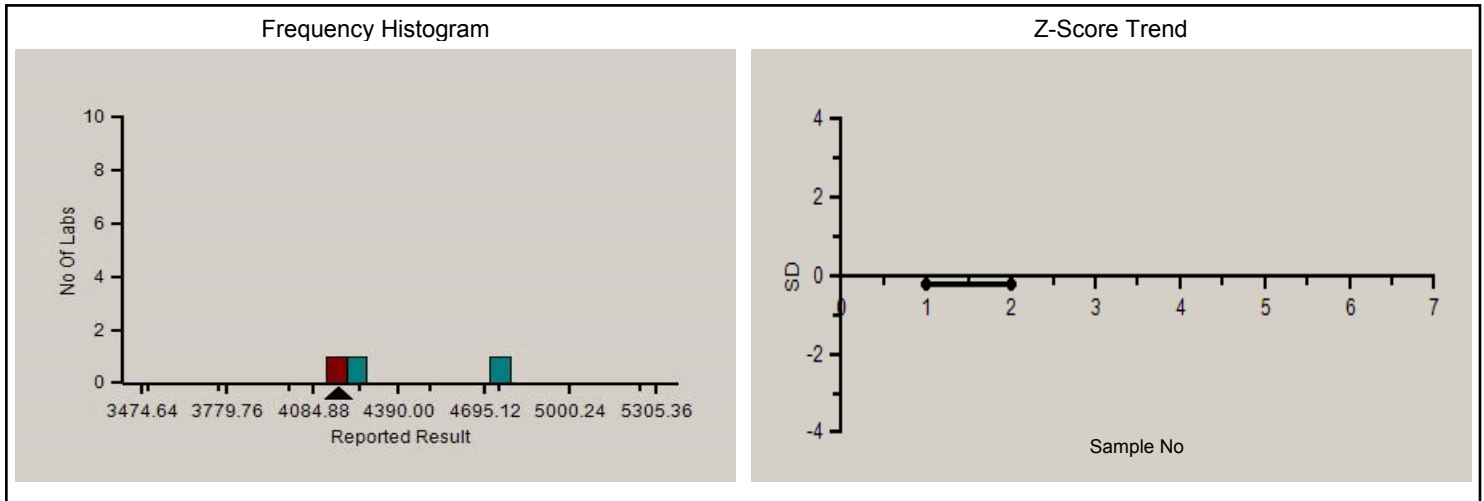
Haematology - CBC WB, Total Leucocytes (WBC) count., /c.mm

	N	Mean	SD	CV%	Excluded
■ All Methods	4	4,390.00	305.12	6.95	1
■ Impedance	4	4,390.00	305.12	6.95	1
■ ERBA H 360	1	--	--	--	--

Your Result	4,180.00	SDI / z-Score	-0.23
Assigned Value	4,250.00	Average SDI	-0.23
SDPA	305.123	Uncertainty of AV	220.20
Standard Unit Result Val	4180.00	%DEV	-4.78

Note : # - Not evaluated / Bimodal distribution

X : SDI more than 4



Note : SDI with * marked are not considered for evaluation.

Comments :

Remarks: Interpretation of your reports

- a) If your SDI lies between +/- 2.0 SD then your results are well within limits.
- b) If your SDI lies between +/-2.0 to 2.99 SD then it is a warning alert flag.
- c) If your SDI is +/- 3.0 SD or more then it is an action alert flag.

Analyte Methodwise Result Report

Lab : 455
Lab Name : MEDICENTRE SONOGRAPHY & CLINICAL LAB, DUNGERPUR
Report Date : 19/03/2021

Cycle No : 210103
Sample No : 2
Sample Date : 03-03-2021


Haematology - CBC WB, Total Leucocytes (WBC) count.					
	N	Mean	SD	CV%	Excluded
All Analyzer	4	4,390.00	305.12	6.95	1
Your Analyzer : ERBA H 360	1	--	--	--	--
ERBA XN 550	1	--	--	--	--
ERBA H 560	1	--	--	--	1
Sysmex XS 800 I	1	--	--	--	--

Interpretation when an analyte is reported for multiple samples in a Round:

- a) Reported on 2 samples:
- Two out of two pass - Acceptable performance
 - One out of two pass - Review for random error & take action if appropriate
 - Both failed - Unacceptable performance, Review for systematic error
- b) Reported on 3 samples:
- All pass - Acceptable performance
 - Two out of three pass - Review for random error & take action if appropriate
 - One out of three pass - Unacceptable performance, Review for systematic error
 - All failed - Unacceptable performance, Review for systematic error

Remarks: Interpretation of your reports

- a) If your SDI lies between +/- 2.0 SD then your results are well within limits.
- b) If your SDI lies between +/-2.0 to 2.99 SD then it is a warning alert flag.
- c) If your SDI is +/- 3.0 SD or more then it is an action alert flag.



Dr Puneet Kumar Nigam
PT coordinator & Technical Manager, MHL EQAS
 Unit No. 409-416,
 Commercial Building - 1A,
 Kohinoor Mall, Kirol Road, Kurla (W),
 Mumbai - 400070