

Analyte	Instrument	Result Value	Standard Unit
X Specific Gravity	TransAsia Laura urine analyser	1.030	-
# Blood (urine)	TransAsia Laura urine analyser	1+	-
# Nitrite (urine)	TransAsia Laura urine analyser	Absent	-
Legend @ : Acceptable X : Unacceptable # : Not Evaluated ⌚ : Delayed Result Entry			

**Problem Classification:** \_\_\_\_\_

**Corrective Action:** \_\_\_\_\_

**Reviewed by:** \_\_\_\_\_

**Dated:** \_\_\_\_\_

**VISHWARAJ HOSPITAL LABORATORY (568)**

**Outlier And Analyte Summary Report**

**Result Details For Cycle No 210512 and Sample No 01**


**Report Date : 30/12/2021**

**Instrument : TransAsia Laura urine analyser**

Analyte	Standard Unit	Result Value	Accepted Value
@ pH	-	6.5	5.5,6,6.5
X Specific Gravity	-	1.030	1.015,1.020,1.025
@ Glucose (urine)	-	3+	+2,+3,+4
@ Protein (Urine)	-	1+	+1,+2,Tr
# Blood (urine)	-	1+	
# Nitrite (urine)	-	Absent	
@ Ketone (urine)	-	Negative	Negative
@ Bilirubin (urine)	-	Negative	Negative
@ Urobilinogen (urine)	-	Normal	Normal

Legend @ : Acceptable  
 X : Unacceptable  
 # : Not Evaluated  
 ⌚ : Delayed Result Entry

Total Parameters	9
Not Evaluated Parameters	2
Evaluated Parameters	7
Outlier Parameters (X)	1
EQAS Score Clinical Path - Urine Routine Chemistry	85.71 %



**Dr Puneet Kumar Nigam**  
**PT coordinator & Technical Manager, MHL EQAS**  
 Unit No. 409-416.  
 Commercial Building - 1A,  
 Kohinoor Mall, Kiroi Road, Kurla (W),  
 Mumbai - 400070

End of Report

T-11

**Proficiency Testing outliers and corrective action records**

Sr. No	Date	Test Name	Lab Reported Result	Peer / Expected Value	Details of Root Cause analysis and Corrective action taken	Done by	Sign
1.	30/12/2021	Specific gravity ( urine )	1.030	1.015-1.025	Random error observe in next cycle	Amar	A. Vishnise
2.							
3.							
4.							
5.							
6.							
7.							

Issue No. 1	Issue Date : 15-07-2021	Amend No. 00	Amend Date. 00	Page 1 of 1
Prepared and Issued By : <i>Dr. Dipit Galikwad</i>		Reviewed & Approved By : <i>Dr. Aniruddha Garud</i>		

CONTROLLED COPY

Analyte	Instrument	Result Value	Standard Unit
No Outlier			
Legend @ : Acceptable X : Unacceptable # : Not Evaluated ⌚ : Delayed Result Entry			

**Problem Classification:** \_\_\_\_\_  
 \_\_\_\_\_  
 \_\_\_\_\_  
 \_\_\_\_\_

**Corrective Action:** \_\_\_\_\_  
 \_\_\_\_\_  
 \_\_\_\_\_  
 \_\_\_\_\_

**Reviewed by:** \_\_\_\_\_

**Dated:** \_\_\_\_\_

**VISHWARAJ HOSPITAL LABORATORY (568)**

**Outlier And Analyte Summary Report**

**Result Details For Cycle No 210512 and Sample No 01**


**Report Date : 30/12/2021**

**Instrument : -**

Analyte	Standard Unit	Result Value	Accepted Value
@ Identify	-	Egg of H. nana	Egg of H. nana

<b>Legend</b> @ : Acceptable X : Unacceptable # : Not Evaluated ⌚ : Delayed Result Entry	Total Parameters	1
	Not Evaluated Parameters	0
	Evaluated Parameters	1
	Outlier Parameters (X)	0
	EQAS Score Clinical Path - Stool Routine Microscopy	100.00 %



**Dr Puneet Kumar Nigam**  
**PT coordinator & Technical Manager, MHL EQAS**  
 Unit No. 409-416.  
 Commercial Building - 1A,  
 Kohinoor Mall, Kiroi Road, Kurla (W),  
 Mumbai - 400070

End of Report

Analyte	Instrument	Result Value	Standard Unit
# Abnormal Head (image)	-	<20%	-
Legend @ : Acceptable X : Unacceptable # : Not Evaluated ⌚ : Delayed Result Entry			

**Problem Classification:** \_\_\_\_\_  
 \_\_\_\_\_  
 \_\_\_\_\_  
 \_\_\_\_\_

**Corrective Action:** \_\_\_\_\_  
 \_\_\_\_\_  
 \_\_\_\_\_  
 \_\_\_\_\_

**Reviewed by:** \_\_\_\_\_

**Dated:** \_\_\_\_\_

**VISHWARAJ HOSPITAL LABORATORY (568)**

**Outlier And Analyte Summary Report**

**Result Details For Cycle No 210512 and Sample No 01**


**Report Date : 30/12/2021**

**Instrument : -**

Analyte	Standard Unit	Result Value	Accepted Value
# Abnormal Head (image)	-	<20%	
@ Immotile (video)	-	<30%	<30%
@ Normal forms (Image)	-	>30%	>30%
@ Abnormal Neck (image)	-	<10%	<10%
@ Abnormal Tail (image)	-	<40%	<40%

Legend @ : Acceptable  
 X : Unacceptable  
 # : Not Evaluated  
 ⌚ : Delayed Result Entry

Total Parameters	5
Not Evaluated Parameters	1
Evaluated Parameters	4
Outlier Parameters (X)	0
EQAS Score Clinical Path - Semen Analysis Image & Video	100.00 %



**Dr Puneet Kumar Nigam**  
**PT coordinator & Technical Manager, MHL EQAS**  
 Unit No. 409-416,  
 Commercial Building - 1A,  
 Kohinoor Mall, Kiroli Road, Kuria (W),  
 Mumbai - 400070

End of Report