


TRANSASIA BIOMEDICALS LIMITED			
IQQQPQ HARSHIT MEDICAL & RESEARCH CENTRE			
Instrument Name	EM200	Instrument SN	S200350



INSTALLATION QUALIFICATION

S. No	Title
1	Pre Approval
2	Objective
3	Scope
4	Instrument description
5	Identification of Major components / accessories
6	Installation check / review
7	Inspection check / review
8	Identification and verification of material of construction
9	Identification and verification of supporting utilities
10	Identification of standard operating procedure
11	Abbreviations
12	Post Approval

TRANSASIA BIOMEDICALS LIMITED			TRANSASIA® Bio-Medicals Ltd.
IQQPQ HARSHIT MEDICAL & RESEARCH CENTRE			
Instrument Name	EM200	Instrument SN	

1.0 APPROVAL

I. Approval of the IQ procedure:

Harshit Medical & Research Centre and Transasia are jointly responsible for the installation of the system ERBA Clinical Chemistry Analyzer, Model: EM200, Serial No. S200350 in the clinical lab of Harshit Medical & Research Centre as per the attached protocol.

Protocol Performed By: Transasia Representative

Name : Sarvesh Singh
 Title : INSTALLATION-QUALIFICATION
 Company : TRANSASIA BIO-MEDICALS LTD.

Signature: Sarvesh
 Date: 29/7/21

Customer Authorizations:

Name : Dr.D.C.Kothari
 Title : INSTALLATION QUALIFICATION
 Site : Jaunpur

Signature : Dr. D. C. Kothari
 Date : 29/7/21

TRANSASIA BIOMEDICALS LIMITED			
IQQPQ HARSHIT MEDICAL & RESEARCH CENTRE			
Instrument Name	EM200	Instrument SN	S200350

TRANSASIA[®]
Bio-Medicals Ltd.

2.0 OBJECTIVE

The objective of this document is to provide an outline for the inspection of EM 200 (Bio-Chemistry Random Analyzer) and to verify that the following boundaries:

- Each Installed subcomponent complies with the engineering design and instrument data sheet / design specifications & manufacturer's recommendations.
- To ensure that all the safety features are defined before the start up of operational qualification exercise.
- The system meets the current regulatory requirements.
- To identify the Standard operating procedures for Operational Qualification.

3.0 SCOPE

The scope of this protocol is to outline procedure for Installation qualification of the subjected instrument within the following boundaries:

- Identification and verification of its Major components / Accessories
- Identification, Classification and Verification of Process Control Instruments / Gauges / Devices
- Identification and verification of Material of Construction
- Identification and verification of Supporting Utilities
- Identification of Standard Operating Procedures
- Identification and Verification of Documents

TRANSASIA BIOMEDICALS LIMITED				TRANSASIA[®] Bio-Medicals Ltd.
IQQQPQ HARSHIT MEDICAL & RESEARCH CENTRE				
Instrument Name	EM200	Instrument SN	S200350	

4.0 INSTRUMENT DESCRIPTION

The Clinical Chemistry Analyzer is an open, full automated, discrete, patient prioritized, random access, computerized analyzer.

Technical Specifications:

System Type	Open, Automated, Discrete, Random Access, Patient Prioritized, 1/2 Reagents
Analysis Speed	200 Biochemistry tests per hour 400 tests per hour (with ISE) for a cycle time of 18 seconds
Display resolution	1024 X 768
Analyzer Dimensions	810 (W) x 800 (D) x 600 (H) mm
Number of tests on board	Maximum: 50
Assay Modes	1-point, 2-point, Rate-A and Rate -B, ISE optional
Calibration	Linear (two point and multi point), Factorized and Non-linear multipoint
Sample (Tubes / Cups)	Primary tubes of 5, 7 or 10mL & sample cups
Photometric Optics	Mono and Bi-chromatic measurement using 8 wavelengths
Absorbance Range	0 – 2.5
Auxiliary Data	10,000 results
Interface	RS-232 C port for Bi-directional Communication
Stat Sampling	Total 30 positions

TRANSASIA BIOMEDICALS LIMITED				TRANSASIA[®] Bio-Medicals Ltd.
IQQPQ HARSHIT MEDICAL & RESEARCH CENTRE				
Instrument Name	EM200	Instrument SN	S200350	

Purpose:

The purpose of this instrument is to analyze the bio-chemical parameters, such as Sugar, Cholesterol, Tri-glycerides, Proteins, etc.

The working unit of the analyzer comprises the following:

- Basic operating unit with an intelligent photometer
- Sophisticated robotics combined with an operating console and a central processing unit(CPU).

Operating Unit:

The operating unit of the analyzer includes the sample and reagent handling systems. The sample handling system consists of a sample tray, sample arm, sample syringe and a wash station for the sample probe.

Photometric System:

The photometric system consists of 45 hard glass cuvettes, multi wavelength diffracting photometer and a halogen lamp.

Operating Console:

The operating console consists of a touch screen (optional) color TFT monitor, a key board and a mouse.

CPU (Central Processing Unit):


CPU consists of Pentium – IV 1.7 GHz processor (or Higher) with a 48 x CD Drive, and minimum 256 MB memory. The application software can be installed on computers with operating systems of Windows XP.

Besides the above mentioned, this analyzer has got the unique Software and Hardware features.

TRANSASIA BIOMEDICALS LIMITED			
IQQQPQ HARSHIT MEDICAL & RESEARCH CENTRE			
Instrument Name	EM200	Instrument SN	S200350
			TRANSASIA® Bio-Medicals Ltd.


5.0 IDENTIFICATION OF MAJOR COMPONENTS /ACCESSORIES

Details of each major component identified in this section, is recorded in a data sheet.

Name of Component / Accessories	Present	Verified by Signature	Observations
	Yes / No		
Sample Tray / Disk	Yes		
Sample Syringe	Yes		
Sample Probe	Yes		
Wash Station for Sample Probe	Yes		
Reagent Tray / Disk	Yes		
Reagent Bottles	Yes		
Reagent Probe	Yes		
Stirrer	Yes		
Permanent Reaction Cuvette	Yes		
9 Stage Laundry System	Yes		
Light Source	Yes		
Sample Cups	Yes		
Software of EM 200	Yes		

TRANSASIA BIOMEDICALS LIMITED			TRANSASIA® Bio-Medicals Ltd.
IQQQPQ HARSHIT MEDICAL & RESEARCH CENTRE			
Instrument Name	EM200	Instrument SN	S200350

6.0 INSTALLATION CHECK /REVIEW

S. No.	Statement	Yes / No	Verified by Signature
1.	Verify that the "as built" drawings are complete and represent the design concept	Yes	
2.	Verify that major components / accessories are securely anchored and shock proof.	Yes	
3.	Verify that there is no observable physical damage.	Yes	
4.	Verify that there is sufficient room of servicing provided	Yes	
5.	Verify that all utilities and electrical connections have been done according to the drawings.	Yes	
6.	Walking access to ground mounted instrument provided.	Yes	
7.	Required electric connections are tight, weather proof and earthed.	Yes	
8.	Instrument identification nameplate visible.	Yes	
9.	Units installed on foundation and secure in place as per manufacturer's recommendations.	Yes	
10.	Verify that the instruments installed and leveled properly on the floor.	Yes	
11.	Verify that the Material of Construction is proper and meeting the requirements.	Yes	

TRANSASIA BIOMEDICALS LIMITED				TRANSASIA[®] Bio-Medicals Ltd.
IQQQPQ HARSHIT MEDICAL & RESEARCH CENTRE				
Instrument Name	EM200	Instrument SN	S200350	

7.0 INSPECTION CHECK / REVIEW

Instructions for completing the check / review

1. For each **data sheet**, record the required information with pen. Wherever required record "Yes" for acceptance, "No" for non-compliance and "NA" for not applicable.

"No" replies must be explained / justified.

2. When more than one component of same specification/type exists in the same equipment, individual data sheets should be filled for each component.
3. When a list of acceptable options is presented, tick (✓) the option that is actually present.
4. In the "**Method of Verification**" column indicate that item is installed and inspected according to manufacturer's specifications, such as by Visual / Physical, SOP, Test Certificate, Manual, etc.

TRANSASIA BIOMEDICALS LIMITED				TRANSASIA[®] Bio-Medicals Ltd.
IQQQPQ HARSHIT MEDICAL & RESEARCH CENTRE				
Instrument Name	EM200	Instrument SN	S200350	

Instrument/ Component Name: Sample Tray / Disk


Description	Specified	Actual	Method of Verification	Verified by Signature
No. of patient cups / samples	30 positions	OK	Physical/Practical	<i>Sawen</i>
Standards / Stat	30 positions	OK	Physical/Practical	
Blank	Can be put on any position	OK	Physical/Practical	
Controls	Can be programmed on any positions	OK	Physical/Practical	

Instrument/ Component Name: Sample Syringe

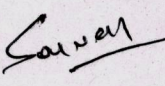
Description	Specified	Actual	Method of Verification	Verified by Signature
Dispensing Volume	2 – 70 µL	OK	Physical/Practical	<i>Sawen</i>
Installed Location	Behind the instrument on the right side	OK	Physical/Practical	
Quantity	01 No.	OK	Physical/Practical	
Increase in dispensing volume	0.2 µL	OK	Physical/Practical	

TRANSASIA BIOMEDICALS LIMITED				TRANSASIA® Bio-Medicals Ltd.
IQQPQ HARSHIT MEDICAL & RESEARCH CENTRE				
Instrument Name	EM200	Instrument SN	S200350	

Instrument/ Component Name: Sample Probe

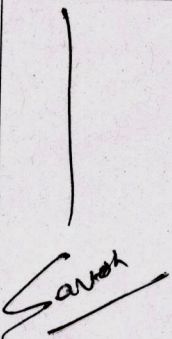
Description	Specified	Actual	Method of Verification	Verified by Signature
Aspiration Volume	2 – 70 µL	OK	Physical/Practical	
MOC	Teflon coated	OK	Physical/Practical	
Quantity	01 No.	OK	Physical/Practical	
Increase in aspiration volume	0.2 µL	OK	Physical/Practical	

Instrument/ Component Name: Wash Station for Sample Probe

Description	Specified	Actual	Method of Verification	Verified by Signature
No. of position	01 No	OK	Physical/Practical	
Type of positions	i) Drain ii) Trough	OK	Physical/Practical	

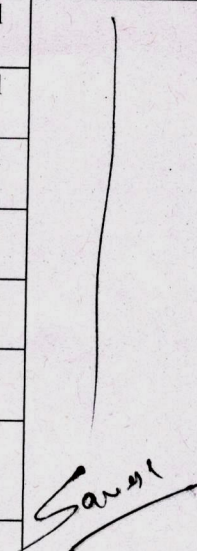
TRANSASIA BIOMEDICALS LIMITED			
IQQPQ HARSHIT MEDICAL & RESEARCH CENTRE			
Instrument Name	EM200	Instrument SN	S200350
			TRANSASIA® Bio-Medicals Ltd.

Instrument/ Component Name: Reagent Tray / Disk

Description	Specified	Actual	Method of Verification	Verified by Signature
Cool reagent disk	50 positions	OK	Physical/Practical	
Outer Rings	25 positions	OK	Physical/Practical	
Inner Rings	25 positions	OK	Physical/Practical	
Adaptors of 5mL	50 positions	OK	Physical/Practical	
Maintenance of Temperature	8-12°C ± 2°C	OK	Physical/Practical	
Rotation of disk	Counter-Clockwise	OK	Physical/Practical	
Time for Rotation of one Cuvette	Every 18 seconds	OK	Physical/Practical	


TRANSASIA BIOMEDICALS LIMITED				TRANSASIA[®] Bio-Medicals Ltd.
IQQPQ HARSHIT MEDICAL & RESEARCH CENTRE				
Instrument Name	EM200	Instrument SN	S200350	

Instrument/ Component Name: Reagent Bottles


Description	Specified	Actual	Method of Verification	Verified by Signature
Minimum Capacity	20 mL	OK	Physical/Practical	
Maximum Capacity	50 mL	OK	Physical/Practical	
Quantity (Large)	25 Nos'	OK	Physical/Practical	
Quantity (Smaller)	25 Nos'	OK	Physical/Practical	
Type	Screw Capped	OK	Physical/Practical	
Outer ring position	20 mL bottles & 5ml adaptors	OK	Physical/Practical	
Inner ring position	20 mL & 50 mL bottles & 5ml adaptors	OK	Physical/Practical	
MOC	Plastic	OK	Physical/Practical	
Adaptor	50 Nos'	OK	Physical/Practical	
Adaptor Capacity	5 mL	OK	Physical/Practical	
Identification of Reagents	Barcode labels on the reagent containers	OK	Physical/Practical	

TRANSASIA BIOMEDICALS LIMITED			
IQQPQ HARSHIT MEDICAL & RESEARCH CENTRE			
Instrument Name	EM200	Instrument SN	S200350
			TRANSASIA® Bio-Medicals Ltd.


Instrument/ Component Name: Reagent Probe

Description	Specified	Actual	Method of Verification	Verified by Signature
Aspiration/Dispensing Volume	R1: 50 – 300 μ L	OK	Physical/Practical	
	R2: 0 or 10 – 300 μ L	OK	Physical/Practical	
MOC	Teflon coated	OK	Physical/Practical	
Quantity	02 Nos.	OK	Physical/Practical	
Increase in aspiration/dispensing volume	1 μ L	OK	Physical/Practical	

Instrument/ Component Name: Reagent Syringe


Description	Specified	Actual	Method of Verification	Verified by Signature
Maximum capacity	500 μ L	OK	Physical/Practical	
Installed Location	At the back of the instrument on the right side	OK	Physical/Practical	
Quantity	01 No.	OK	Physical/Practical	
Increase in dispensing volume	1 μ L	OK	Physical/Practical	

Instrument/ Component Name: Stirrer


Description	Specified	Actual	Method of Verification	Verified by Signature
Type	Single Stirrer	OK	Physical/Practical	
No. of paddles	01 No.	OK	Physical/Practical	

TRANSASIA BIOMEDICALS LIMITED			
IQQQPQ HARSHIT MEDICAL & RESEARCH CENTRE			
Instrument Name	EM200	Instrument SN	S200350
			TRANSASIA® Bio-Medicals Ltd.

Instrument/ Component Name: Permanent Reaction Cuvette


Description	Specified	Actual	Method of Verification	Verified by Signature
Quantity	45 Nos'	OK	Physical/Practical	
MOC	Hard Glass	OK	Physical/Practical	
Capacity	770 µL	OK	Physical/Practical	

Instrument/ Component Name: 7 Stage Laundry System


Description	Specified	Actual	Method of Verification	Verified by Signature
Nozzles	Nozzle - 1	OK	Physical/Practical	
	Nozzle - 2	OK	Physical/Practical	
	Nozzle - 3	OK	Physical/Practical	
	Nozzle - 4	OK	Physical/Practical	
	Nozzle - 5	OK	Physical/Practical	
	Nozzle - 6	OK	Physical/Practical	
	Nozzle - 7	OK	Physical/Practical	

TRANSASIA BIOMEDICALS LIMITED				TRANSASIA® Bio-Medicals Ltd.
IQQQPQ HARSHIT MEDICAL & RESEARCH CENTRE				
Instrument Name	EM200	Instrument SN	S200350	

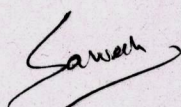
Instrument/ Component Name: LightSource

Description	Specified	Actual	Method of Verification	Verified by Signature
Watts	12 W	OK	Physical/Practical	
Volts	12 V	OK	Physical/Practical	
MOC	Halogen	OK	Physical/Practical	
Quantity	01 No	OK	Physical/Practical	

Instrument/ Component Name: SampleCups

Description	Specified	Actual	Method of Verification	Verified by Signature
Quantity	500 Nos'	OK	Physical/Practical	
MOC	Plastic	OK	Physical/Practical	
Capacity	2 mL	OK	Physical/Practical	

Instrument/ Component Name: Software of EM 200

Description	Specified	Actual	Method of Verification	Verified by Signature
Version	2019	OK	Physical/Practical	
CD number		OK	Physical/Practical	
Product	EM- 200	OK	Physical/Practical	
Make	Erba Transasia	OK	Physical/Practical	

TRANSASIA BIOMEDICALS LIMITED			TRANSASIA [®] Bio-Medicals Ltd.
IQOQPQ HARSHIT MEDICAL & RESEARCH CENTRE			
Instrument Name	EM200	Instrument SN	S200350

8.0 IDENTIFICATION AND VERIFICATION OF MATERIAL OF CONSTRUCTION

Identify and list down all components of the equipment for its material of construction.

Method of Test may be Molybdenum Test, Test Certificate, Manual, etc.

Component (s)	Material of Construction	Actual	Method of Verification	Verified by Sign & Date
Sample Probe	Teflon coated	OK	Physical/Practical	
Reagent Probe	Teflon coated	OK	Physical/Practical	
Permanent Reaction Cuvette	Hard Glass	OK	Physical/Practical	
Light Source	Halogen	OK	Physical/Practical	
Reagent Bottle	Plastic	OK	Physical/Practical	
Sample Cups	Plastic	OK	Physical/Practical	

9.0 IDENTIFICATION AND VERIFICATION OF SUPPORTING UTILITIES

List the supporting utilities and record whether or not they are properly connected and identified.

Utilities	Observation / Result	Verified by Sign & Date
Power	OK	
Distilled Water	OK	
Wash Solution	OK	
UPS	OK	

TRANSASIA BIOMEDICALS LIMITED			
IQQPQ HARSHIT MEDICAL & RESEARCH CENTRE			
Instrument Name	EM200	Instrument SN	S200350

TRANSASIA[®]
Bio-Medicals Ltd.

10.0 IDENTIFICATION OF STANDARD OPERATINGPROCEDURE

SOP No.	Title
Operation	Operation of Bio-Chemistry Random Analyzer
Calibration	Calibration of Parameters
Controls	Checking of Controls for Parameters
Maintenance	Maintenance / Checking of Distilled water, Waste, Wash solution, Cuvette rinse, Sample probe wash and Water save
Cleaning	Cleaning of Instrument surface

11.0 ABBREVIATIONS

SOP	Standard Operating Procedure
MOC	Material of Construction
IQ	Installation Qualification

TRANSASIA BIOMEDICALS LIMITED				TRANSASIA[®] Bio-Medicals Ltd.
IQOQPQ HARSHIT MEDICAL & RESEARCH CENTRE				
Instrument Name	EM200	Instrument SN	S200350	

12.0 POSTAPPROVAL:

12.1 Checkedby

Name	Designation	Signature	Date
Sarvesh Singh	Service Engineer	<i>Sarvesh</i>	29/7/21
Dheeraj Gupta	Application Specialist	<i>Dheeraj Gupta</i>	29/7/21

12.2 CustomerAuthorization:

Name	Designation	Signature	Date
Dr.D.C.Kothari	HOD	<i>Dr. D.C. Kothari</i>	29/7/21

TRANSASIA BIOMEDICALS LIMITED			TRANSASIA® Bio-Medicals Ltd.
IQQQPQ HARSHIT MEDICAL & RESEARCH CENTRE			
Instrument Name	EM200	Instrument SN	

OPERATIONAL QUALIFICATION

As part of Operational qualification, the following checks shall be done and each test shall be recorded:

Instrument Start-up

To check and establish the standard sequence to be followed, during start-up of the subjected instrument in Auto / Manual mode, to propose for correct operation and to avoid any damage to the instrument and personnel.

Functional Checks

To check and ensure that different functions (such as switching devices, indication / monitoring / recording devices, feedback system, etc.) for correct operation of the subjected instrument are working as expected.

Interlocks and Alarms Check

To check and ensure that the interlocks and alarms (such as status indication system, negative feed back system, control loops, sound alarms, etc.) for correct control and monitoring of the operation cycle are working as expected.

Safety / Security Checks

To check and ensure that the safety / security functions (such as program logging, process control, personnel safety systems, password check, etc.) to protect the instrument and personnel are working as expected.

Instrument Shut-down

To check and establish the standard sequence to be followed, during shut-down of the subjected instrument in Auto / Manual mode, to propose for correct operation and to avoid any damage to the instrument and personnel.

TRANSASIA BIOMEDICALS LIMITED				TRANSASIA® Bio-Medicals Ltd.
IQQQPQ HARSHIT MEDICAL & RESEARCH CENTRE				
Instrument Name	EM200	Instrument SN	S200350	

1.0 INSTRUMENT START-UP:

Refer the Operator's Manual for the procedures, for the following activities:

Action	Observation	Verified by	Remarks
Ensure that all the required electrical connections are properly connected.	OK	Sarvesh Singh	NA
Ensure the proper filling of double distilled / de-ionized water and Cleaning solution in the respective cans.	OK	Sarvesh Singh	NA
Ensure the availability of XL Wash.	OK	Sarvesh Singh	NA
Ensure the availability of Biohazard Waste.	OK	Sarvesh Singh	NA
Ensure the availability of Normal Waste.	OK	Sarvesh Singh	NA
Switch ON the rear switch of the analyzer.	OK	Sarvesh Singh	NA
Switch ON the side switch of the analyzer.	OK	Sarvesh Singh	NA
Switch ON the computer and start the analyzer application software.	OK	Sarvesh Singh	NA
Initialization	OK	Sarvesh Singh	NA

TRANSASIA BIOMEDICALS LIMITED			TRANSASIA[®] Bio-Medicals Ltd.
IQQPQ HARSHIT MEDICAL & RESEARCH CENTRE			
Instrument Name	EM200	Instrument SN	S200350

2.0 FUNCTIONALCHECKS:

2.1 Maintenance:

Refer the Operator's Manual for the procedures, for the following activities:

Activity	Observation	Verified by	Remarks
Photometer functioning	OK	Sarvesh Singh	NA
Cuvette Rinse	OK	Sarvesh Singh	NA

TRANSASIA BIOMEDICALS LIMITED			TRANSASIA® Bio-Medicals Ltd.
IQQQPQ HARSHIT MEDICAL & RESEARCH CENTRE			
Instrument Name	EM200	Instrument SN	

2.2 Loading of Reagents:

Refer the Operator's Manual for the procedures, for the following activities:

Action	Observation	Verified by	Remarks
Reagent Level Scan, Dead Volume Check & 2 Reagent Chemistry	OK	Sarvesh Singh	NA

2.3 Calibration:

Refer the Operator's Manual for the procedures, for the following activities:

Action	Observation	Verified by	Remarks
Blank (Distilled Water)	OK	Dheeraj Gupta	NA
Standard (Multical)	OK	Dheeraj Gupta	NA

3.0 INTERLOCKS AND ALARMS CHECK:

Refer the Operator's Manual for the procedures, for the following activities:

Action	Observation	Verified by	Remarks
Less volume of Distilled Water	OK	Dheeraj Gupta	NA
Less volume of Wash Solution	OK	Dheeraj Gupta	NA
More volume of Bio-Hazard waste	OK	Dheeraj Gupta	NA
More volume of Normal / General waste	OK	Dheeraj Gupta	NA

TRANSASIA BIOMEDICALS LIMITED				TRANSASIA® Bio-Medicals Ltd.
IQQQPQ HARSHIT MEDICAL & RESEARCH CENTRE				
Instrument Name	EM200	Instrument SN	S200350	

4.0 SAFETY / SECURITY CHECKS:

Refer the Operator's Manual for the procedures, for the following activities:

Action	Observation	Verified by	Remarks
Password Check for Test Parameters	OK	Dheeraj Gupta	NA
Password Check for QC Mode	OK	Dheeraj Gupta	NA

5.0 INSTRUMENT SHUT-DOWN:

Refer the Operator's Manual for the procedures, for the following activities:

Action	Observation	Verified by	Remarks
Sample Probe Wash	OK	Dheeraj Gupta	NA
Water Save	OK	Dheeraj Gupta	NA
Switch OFF the computer.	OK	Dheeraj Gupta	NA
Switch OFF the side switch of the analyzer.	OK	Dheeraj Gupta	NA
Switch OFF the rear switch of the analyzer.	OK	Dheeraj Gupta	NA

TRANSASIA BIOMEDICALS LIMITED				TRANSASIA® Bio-Medicals Ltd.
IQOQPQ HARSHIT MEDICAL & RESEARCH CENTRE				
Instrument Name	EM200	Instrument SN	S200350	

Protocol Performed By:

Name	Designation	Signature	Date
Sarvesh Singh	Service Engineer	<i>Sarvesh</i>	29/7/21
Dheeraj Gupta	Application Specialist	<i>Dheeraj Gupta</i>	29/7/21

Customer Authorization:

Name	Designation	Signature	Date
Dr. D.C.Kothari	HOD	<i>D.C.Kothari</i>	29/7/21

TRANSASIA BIOMEDICALS LIMITED				TRANSASIA[®] Bio-Medicals Ltd.
IQOQPQ HARSHIT MEDICAL & RESEARCH CENTRE				
Instrument Name	EM200	Instrument SN	S200350	

Performance Qualification

S. No	Title
1.0	Pre approval
2.0	Objective
3.0	Scope
4.0	Pre- Requisites
5.0	Test Plan
6.0	Execution of Test Plan
7.0	Post Approval

TRANSASIA BIOMEDICALS LIMITED				TRANSASIA[®] Bio-Medicals Ltd.
IQQPQ HARSHIT MEDICAL & RESEARCH CENTRE				
Instrument Name	EM200	Instrument SN	S200350	

1.0 PRE APPROVAL

I. Approval of the PO procedure

Both Harshit medical & reseach Centre and Transasia are jointly responsible for conducting the Performance Check of the Clinical Chemistry Analyzer, Model: ERBA – EM200, Serial No. S200350 in the clinical lab of Harshit medical & reseach Centre as per the attached protocol.

Protocol Performed By: Transasia Representative

Name : Dheeraj Gupta
 Title : PERFORMANCE-QUALIFICATION
 Company : TRANSASIA BIO-MEDICALS LTD.

Signature: Dheeraj Gupta
 Date: 29-7-2021

Customer Authorizations:

Name : Dr. D.C.Kothari
 Title : PERFORMANCE-QUALIFICATION
 Site : Jaunpur

Signature: Darmchand
 Date :

TRANSASIA BIOMEDICALS LIMITED			TRANSASIA[®] Bio-Medicals Ltd.
IQQPQ HARSHIT MEDICAL & RESEARCH CENTRE			
Instrument Name	EM200	Instrument SN	S200350

2.0 OBJECTIVE

The objective of this protocol is to establish documented evidence for the Performance Qualification of EM 200 (Bio-Chemistry Random Analyzer) and to ensure that the results obtained are within the pre-determined Acceptance Criteria.

3.0 SCOPE

The Scope of this protocol is applicable to EM 200 (Bio-Chemistry Random Analyzer).

4.0 PRE-REQUISITES:

Following Pre-requisites are required before the execution of Performance Qualification.

- Completion of Installation Qualification prior toPQ.
- Completion of Operational Qualification prior toPQ.

TRANSASIA BIOMEDICALS LIMITED				TRANSASIA® Bio-Medicals Ltd.
IQQQPQ HARSHIT MEDICAL & RESEARCH CENTRE				
Instrument Name	EM200	Instrument SN	S200350	

5.0 TEST PLAN

The following tests shall be followed, during the Performance Qualification of EM200 (Bio-Chemistry Random Analyzer).

1. Glucose
2. Chol
3. SGOT

- **Data Analysis of PQ attachedseparately.**

Conclusion:-

The study data has been determined, The system describes all Criteria outlined in its protocol
The system is ready for specific uses

6.0 ABBREVIATIONS

SOP	Standard Operating Procedure
MOC	Material of Construction
PQ	Performance Qualification

TRANSASIA BIOMEDICALS LIMITED			TRANSASIA [®] Bio-Medicals Ltd.
IQOQPQ HARSHIT MEDICAL & RESEARCH CENTRE			
Instrument Name	EM200	Instrument SN	S200350

7.0 POSTAPPROVAL

7.1 Protocol doneby

Name	Designation	Signature	Date
Dheeraj Gupta	Application Specialist	<i>Dheeraj Gupta</i>	29/7/21

7.2 Customer Authorization:

Name	Designation	Signature	Date
Dr.D.C.Kothari	HOD	<i>D.C.Kothari</i>	29/7/21