

INSTALLATION & TRAINING REPORT

Customer Name : Dagan Diagnostic Centre.
Department : Laboratory
Address : opp. Civil Hospital, Palwal.
City : Palwal Pin : 121102 State : Haryana.
Territory : D-10 Zone : NZI
Telephone & Fax : 01275-250877 email : jogenden.dagan@gmail.com.
Contact Person : Mr. Joginder Dagan. MobileNo. : 7015830951
Instrument Model: EM-360 Sr. No. : 601070
Installation Date : 03-01-2022

The above mentioned instrument has been satisfactorily installed by Service Engineer / Product Specialist of Transasia Bio-Medicals Ltd. Operational Training & User Maintenance of the instrument was provided to the following staff members on date (s) : 03-01-2022

Name (s)	Designation/ Dept.
----------	--------------------

- Mr. Joginder Owner.
- Mrs. Rajeswari Lab Tech.
-

Test/ Parameters Demonstrated : LFT, KFT

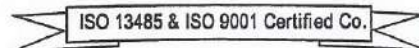
Customer Comments (If any): Instrument is working fine.

Engineer / Product Specialist : Amol / Devender / Ravi Customer Signature : [Signature]
Signature : Amol / Devender / Ravi Customer Name : Mr. Joginder Dagan.
Name : Mr. Amol / Mr. Devender / Mr. Ravi Designation : Owner.
Date : 03-01-2022 Customer Seal : [Seal]

Arbitration Clause

All disputes, Differences, controversies and questions directly or indirectly arising at any time under, out of, in connection with or in relation to the payment of this instrument / reagents / service shall be referred to the sole arbitrator to be appointed by Transasia Bio-Medicals Limited under the Arbitration and Conciliation Act 1996. The venue and seat of arbitration shall be at Mumbai. The award rendered by the arbitrator(s) shall be final and binding upon both Parties.

www.transasia.co.in




TRANSASIA BIO-MEDICALS LTD.

H. O. COPY

TRANSASIA HOUSE, 8 CHANDIVALI STUDIO ROAD, ANDHERI (E), MUMBAI - 400 072. TEL : 4030 9000 FAX : (022) 4030 9090 / 2857 3030 Email : transasia@transasia.co.in

DELHI (011) 25732223 CHENNAI (044) 28227149 KOLKATA (033) 22157839 BANGALORE (080) 25568044 AHMEDABAD (079) 26407030

Doc No. SCOO-430/ISS-4

TRANSASIA BIOMEDICALS LIMITED				
INSTALLATION QUALIFICATION FOR DAGAR DIAGNOSTIC CENTER PALWAL 121102				
Instrument Name EM360	Clinical Chemistry Analyzer	Instrument ID	601070	

5.0 INSTRUMENT DESCRIPTION

The Clinical Chemistry Analyzer is an open, full automated, discrete, patient prioritized, random access, computerized analyzer.

Technical Specifications:

System Type	Open, Automated, Discrete, Random Access, Patient Prioritized, Clinical Chemistry Analyzer
Analysis Speed	360 Biochemistry tests per hour 600(with ISE)
Display resolution	800 x 600
Analyzer Dimensions	840 (W) x 610 (D) x 1100 (H) mm
Number of tests on board	Maximum: 50
Assay Modes	1-point, 2-point, Rate-A and Rate -B
Calibration	Linear (two point and multi point), Factorized and Non-linear multipoint
Sample (Tubes / Cups)	Primary tubes of 5, 7 or 10mL & sample cups
Photometric Optics	Mono and Bi-chromatic measurement using holographic diffraction grating and 12 wavelengths
Absorbance Range	0 – 2.5
Auxiliary Data	10,000 results
Interface	RS-232 C port for Bi-directional Communication
Stat Sampling	Total 25 position(E1-E20 standard positions on standard tray & E46-E50 on sample disk outer ring.

TRANSASIA BIOMEDICALS LIMITED				TRANSASIA[®] Bio-Medicals Ltd.
INSTALLATION QUALIFICATION FOR DAGAR DIAGNOSTIC CENTER PALWAL 121102				
Instrument Name EM360	Clinical Chemistry Analyzer	Instrument ID	601070	

Purpose:

The purpose of this instrument is to analyze the bio-chemical parameters, such as Sugar, Cholestrol, Tri-glycerides, Proteins, etc.

The working unit of the analyzer comprises the following:

- Basic operating unit with an intelligent photometer
- Sophisticated robotics combined with an operating console and a central processing unit (CPU).

Operating Unit:

The operating unit of the analyzer includes the sample and reagent handling systems. The sample handling system consists of a sample tray, sample arm, sample syringe and a wash station for the sample probe.

Photometric System:

The photometric system consists of 60 hard glass cuvettes, a high-resolution diffraction grating (with 12 user selectable wavelengths) and a halogen lamp.

Operating Console:

The operating console consists of a touch screen (optional) color monitor, a key board and a mouse.

CPU (Central Processing Unit):

CPU consists of Pentium – IV 1.7 GHz processor (or Higher) with a 48 x CD Drive, and minimum 256 MB memory. The application software can be installed on computers with operating systems of Windows XP.

Besides the above mentioned, this analyzer has got the unique Software and Hardware features.

TRANSASIA BIOMEDICALS LIMITED				TRANSASIA [®] Bio-Medicals Ltd.
INSTALLATION QUALIFICATION FOR DAGAR DIAGNOSTIC CENTER				
PALWAL 121102				
Instrument Name EM360	Clinical Chemistry Analyzer	Instrument ID	601070	

6.0 IDENTIFICATION OF MAJOR COMPONENTS / ACCESSORIES


Details of each major component identified in this section, is recorded in a data sheet under the section 08.0.

Name of Component / Accessories	Present	Verified by Signature	Observations
	Yes / No		
Sample Tray / Disk	Yes	Devender Singh	N/A
Sample Syringe	Yes		
Sample Probe	Yes		
Wash Station for Sample Probe	Yes		
Reagent Tray / Disk	Yes		
Reagent Bottles	Yes		
Reagent Probe	Yes		
Reagent Syringe	Yes		
Stirrer	Yes		
Permanent Reaction Cuvette	Yes		
7 Stage Laundry System	Yes		
Light Source	Yes		
Sample Cups	Yes		
Software of EM 360	Yes		

TRANSASIA BIOMEDICALS LIMITED			TRANSASIA [®] Bio-Medicals Ltd.
INSTALLATION QUALIFICATION FOR DAGAR DIAGNOSTIC CENTER PALWAL 121102			
Instrument Name EM360	Clinical Chemistry Analyzer	Instrument ID 601070	

7.0 INSTALLATION CHECK / REVIEW

S. No.	Statement	Yes / No	Verified by Signature
1.	Verify that the "as built" drawings are complete and represent the design concept	Yes	Devender Singh
2.	Verify that major components / accessories are securely anchored and shock proof.		
3.	Verify that there is no observable physical damage.		
4.	Verify that there is sufficient room of servicing provided		
5.	Verify that all utilities and electrical connections have been done according to the drawings.		
6.	Walking access to ground mounted instrument provided.		
7.	Required electric connections are tight, weather proof and earthed.		
8.	Instrument identification nameplate visible.		
9.	Units installed on foundation and secure in place as per manufacturer's recommendations.		
10.	Verify that the instruments installed and leveled properly on the floor.		
11.	Verify that the Material of Construction is proper and meeting the requirements.		

TRANSASIA BIOMEDICALS LIMITED				
OPERATIONAL QUALIFICATION CHECKLIST FOR DAGAR DIAGNOSTIC CENTER PALWAL 121102				
Instrument Name EM360	Clinical Chemistry Analyzer	Instrument ID	601070	

As part of Operational qualification, the following checks shall be done and each test shall be recorded:

Instrument Start-up

To check and establish the standard sequence to be followed, during start-up of the subjected instrument in Auto / Manual mode, to propose for correct operation and to avoid any damage to the instrument and personnel.

Functional Checks

To check and ensure that different functions (such as switching devices, indication / monitoring / recording devices, feedback system, etc.) for correct operation of the subjected instrument are working as expected.

Interlocks and Alarms Check

To check and ensure that the interlocks and alarms (such as status indication system, negative feed back system, control loops, sound alarms, etc.) for correct control and monitoring of the operation cycle are working as expected.

Safety / Security Checks

To check and ensure that the safety / security functions (such as program logging, process control, personnel safety systems, password check, etc.) to protect the instrument and personnel are working as expected.

Instrument Shut-down

To check and establish the standard sequence to be followed, during shut-down of the subjected instrument in Auto / Manual mode, to propose for correct operation and to avoid any damage to the instrument and personnel.

TRANSASIA BIOMEDICALS LIMITED

OPERATIONAL QUALIFICATION CHECKLIST FOR DAGAR DIAGNOSTIC CENTER PALWAL 121102



Instrument Name EM360	Clinical Chemistry Analyzer	Instrument ID	601070
---------------------------------	------------------------------------	----------------------	---------------

1.0 INSTRUMENT START-UP:

Refer the Operator's Manual for the procedures, for the following activities:

Action	Observation	Verified by Sign	Remarks
Ensure that all the required electrical connections are properly connected.	OK	Devender Singh	N/A
Ensure the proper filling of double distilled / de-ionized water and Cleaning solution in the respective cans.	OK	Devender Singh	N/A
Ensure the availability of XL Wash.	OK	Devender Singh	N/A
Ensure the availability of Biohazard Waste.	OK	Devender Singh	N/A
Ensure the availability of Normal Waste.	OK	Devender Singh	N/A
Switch ON the rear switch of the analyzer.	OK	Devender Singh	N/A
Switch ON the side switch of the analyzer.	OK	Devender Singh	N/A
Switch ON the computer and start the analyzer application software.	OK	Devender Singh	N/A
Initialization	OK	Devender Singh	N/A

TRANSASIA BIOMEDICALS LIMITED			TRANSASIA[®] Bio-Medicals Ltd.
OPERATIONAL QUALIFICATION CHECKLIST FOR DAGAR DIAGNOSTIC CENTER PALWAL 121102			
Instrument Name EM360	Clinical Chemistry Analyzer	Instrument ID 601070	

2.0 FUNCTIONAL CHECKS:

2.1 Maintenance:

Refer the Operator's Manual for the procedures, for the following activities:

Activity	Observation	Verified by Sign	Remarks
Photometer functioning	OK	Devender Singh	N/A
Cuvette Rinse	OK	Devender Singh	N/A

TRANSASIA BIOMEDICALS LIMITED**OPERATIONAL QUALIFICATION CHECKLIST FOR DAGAR DIAGNOSTIC
CENTER PALWAL 121102****TRANSASIA**[®]
Bio-Medicals Ltd.

Instrument Name EM360	Clinical Chemistry Analyzer	Instrument ID	601070
---------------------------------	------------------------------------	----------------------	---------------

2.2 Loading of Reagents:

Refer the Operator's Manual for the procedures, for the following activities:

Action	Observation	Verified by Sign	Remarks
Reagent Level Scan, Dead Volume Check & 2 Reagent Chemistry	OK	Devender Singh	N/A

TRANSASIA BIOMEDICALS LIMITED				TRANSASIA [®] Bio-Medicals Ltd.
PERFORMANCE QUALIFICATION FOR DAGAR DIAGNOSTIC CENTER PALWAL 121102				
Instrument Name EM360	Clinical Chemistry Analyzer	Instrument ID	601070	

2.0 OBJECTIVE

The objective of this protocol is to establish documented evidence for the Performance Qualification of EM360 (Bio-Chemistry Random Analyzer) at **Dagar Diagnostic Center, Palwal 121102** and Transasia Biomedicals Ltd. to ensure that the results obtained are within the pre-determined Acceptance Criteria.

3.0 SCOPE


The Scope of this protocol is applicable to EM360 (Bio-Chemistry Random Analyzer).

4.0 PRE-REQUISITES:

Following Pre-requisites are required before the execution of Performance Qualification.

- Completion of Installation Qualification prior to PQ.
- Completion of Operational Qualification prior to PQ.

5.0 EXECUTION TEAM

Name	Department	Designation	Signature
Ravi Kumar Sah	TSD	Application Specialist	

TRANSASIA BIOMEDICALS LIMITED


**PERFORMANCE QUALIFICATION FOR DAGAR DIAGNOSTIC CENTER
PALWAL 121102**



Instrument Name EM360	Clinical Chemistry Analyzer	Instrument ID	601070
---------------------------------	------------------------------------	----------------------	---------------

6.0 TEST PLAN


5-6 tests of different mode shall be followed, during the Performance Qualification of EM360 (Bio-Chemistry Random Analyzer).

TRANSASIA BIOMEDICALS LIMITED				
PERFORMANCE QUALIFICATION FOR DAGAR DIAGNOSTIC CENTER PALWAL 121102				
Instrument Name EM360	Clinical Chemistry Analyzer	Instrument ID	601070	

7.0 EXECUTION OF TEST PLAN

Precision Study- Run test in 10 replicates & calculate Mean, SD & CV%
 Accuracy Study- Run QC

Reviewed by:

Name	Signature	Date
Ravi Kumar Sah		03-01-2022

TRANSASIA BIOMEDICALS LIMITED

PERFORMANCE QUALIFICATION FOR DAGAR DIAGNOSTIC CENTER
PALWAL 121102



Instrument Name EM360	Clinical Chemistry Analyzer	Instrument ID	601070
--------------------------	-----------------------------	---------------	--------

8.0 DEFICIENCIES / DEVIATIONS:

No Deviation

Reviewed by:

Name	Signature	Date
Ravi Kumar Sah		03-01-2022

Result Reprint

Report Type : Controls 09-Feb-2022

Sr #	Lot #	Consumable	Test	Result Unit	Flag	Curve #	Result Date	Mean	SD	Interval (3SD)
1	26491	BIO RAD 1	GPTH	24.1 U/L	-1SD	3106	9-Feb-2022 10:33:58	27.400	2.700	19.3 - 35.5
2	26491	BIO RAD 1	SGOTD	34.4 U/L		3107	9-Feb-2022 10:34:08	37.100	3.750	25.85 - 48.35
3	26491	BIO RAD 1	ALPU	100 U/L	-1SD	3108	9-Feb-2022 10:34:17	115.000	12.000	79 - 151
4	26491	BIO RAD 1	BIT	1.08 mg/dl		3110	9-Feb-2022 10:34:37	0.990	0.120	0.63 - 1.35
5	26491	BIO RAD 1	UREA	31.7 mg/dl		3111	9-Feb-2022 10:34:47	33.800	2.550	26.15 - 41.45
6	26491	BIO RAD 1	CRENZ	1.64 mg/dl		3112	9-Feb-2022 10:34:56	1.660	0.160	1.18 - 2.14
7	26491	BIO RAD 1	GLU	87.8 mg/dl		3113	9-Feb-2022 10:35:06	91.700	7.020	70.64 - 112.76
8	26491	BIO RAD 1	TRIG	165.0 mg/dl	-1SD	3114	9-Feb-2022 10:35:16	182.000	13.500	141.5 - 222.5
9	26491	BIO RAD 1	CHOL	234 mg/dl		3115	9-Feb-2022 10:35:26	251.000	19.500	192.5 - 309.5
10	26491	BIO RAD 1	HDL	53.6 mg/dl	-2SD	3116	9-Feb-2022 10:35:45	67.200	6.750	46.95 - 87.45
11	26491	BIO RAD 1	UA	5.0 mg/dl		3117	9-Feb-2022 10:35:55	5.380	0.400	4.18 - 6.58
12	26491	BIO RAD 1	CA	9.2 mg/dl		3118	9-Feb-2022 10:36:05	9.210	0.690	7.14 - 11.28
13	26491	BIO RAD 1	ALBD	3.70 g/dl		3119	9-Feb-2022 10:36:15	3.960	0.300	3.06 - 4.86
14	26491	BIO RAD 1	PRO	6.57 g/dl		3120	9-Feb-2022 10:36:25	6.510	0.490	5.04 - 7.98
15	26491	BIO RAD 1	ALPU	102 U/L	-1SD	3156	9-Feb-2022 12:23:55	115.000	12.000	79 - 151
16	26491	BIO RAD 1	BIDD	0.40 mg/dl		3159	9-Feb-2022 12:24:25	0.370	0.040	0.25 - 0.49

Test Statistics

Test	GLU	Report Type	Patients
Date From	03-Jan-2022	Date To	03-Jan-2022

Sample ID	Precision	Patient Name	Age
Sr#	Result Unit	Flag	Result Date
			Curve # Used Calibration
1	91.3 mg/dl	-	03-Jan-2022 14:34:22 3215 18-Jan-2022 10:46:43
2	91.4 mg/dl	-	03-Jan-2022 14:34:12 3214 18-Jan-2022 10:46:43
3	92.0 mg/dl	-	03-Jan-2022 14:34:02 3213 18-Jan-2022 10:46:43
4	92.4 mg/dl	-	03-Jan-2022 14:33:53 3212 18-Jan-2022 10:46:43
5	91.2 mg/dl	-	03-Jan-2022 14:33:43 3211 18-Jan-2022 10:46:43
6	91.9 mg/dl	-	03-Jan-2022 14:33:33 3210 18-Jan-2022 10:46:43
7	92.3 mg/dl	-	03-Jan-2022 14:33:23 3209 18-Jan-2022 10:46:43
8	91.9 mg/dl	-	03-Jan-2022 14:33:13 3208 18-Jan-2022 10:46:43
9	91.3 mg/dl	-	03-Jan-2022 14:33:04 3207 18-Jan-2022 10:46:43
10	89.7 mg/dl	-	03-Jan-2022 14:32:45 3205 18-Jan-2022 10:46:43

Computed Ranges And Statistical Values

Reference Range	11
Above Reference Range	0
Below Reference Range	0
Default Range	0
Total Test(s)	11

Sr# From - To -

N	10
Mean	91.5
SD	0.78
%CV	0.85
Range	2.7

Test Statistics

Test	CRENZ	Report Type	Patients
Date From	03-Jan-2022	Date To	03-Jan-2022

Sample ID	Precision	Patient Name	Age		
Sr#	Result Unit	Flag	Result Date	Curve #	Used Calibration
1	1.61 mg/dl	H	03-Jan-2022 14:32:34	3204	08-Feb-2022 10:29:12
2	1.61 mg/dl	H	03-Jan-2022 14:32:24	3203	08-Feb-2022 10:29:12
3	1.60 mg/dl	H	03-Jan-2022 14:32:15	3202	08-Feb-2022 10:29:12
4	1.62 mg/dl	H	03-Jan-2022 14:32:05	3201	08-Feb-2022 10:29:12
5	1.61 mg/dl	H	03-Jan-2022 14:31:55	3200	08-Feb-2022 10:29:12
6	1.63 mg/dl	H	03-Jan-2022 14:31:45	3199	08-Feb-2022 10:29:12
7	1.62 mg/dl	H	03-Jan-2022 14:31:35	3198	08-Feb-2022 10:29:12
8	1.63 mg/dl	H	03-Jan-2022 14:31:26	3197	08-Feb-2022 10:29:12
9	1.64 mg/dl	H	03-Jan-2022 14:31:06	3195	08-Feb-2022 10:29:12
10	1.62 mg/dl	H	03-Jan-2022 14:30:56	3194	08-Feb-2022 10:29:12

Computed Ranges And Statistical Values

Reference Range	0
Above Reference Range	11
Below Reference Range	0
Default Range	0
Total Test(s)	11

Sr# From - To -

N	10
Mean	1.62
SD	0.01
%CV	0.74
Range	0.04

Test Statistics

Test	BIT	Report Type	Patients
Date From	03-Jan-2022	Date To	03-Jan-2022

Sample ID	Precision	Patient Name	Age
Sr#	Result Unit	Flag	Result Date
1	1.07 mg/dl	-	03-Jan-2022 14:28:59
2	1.06 mg/dl	-	03-Jan-2022 14:28:49
3	1.08 mg/dl	-	03-Jan-2022 14:28:39
4	1.06 mg/dl	-	03-Jan-2022 14:28:29
5	1.06 mg/dl	-	03-Jan-2022 14:28:19
6	1.08 mg/dl	-	03-Jan-2022 14:28:10
7	1.07 mg/dl	-	03-Jan-2022 14:28:00
8	1.07 mg/dl	-	03-Jan-2022 14:27:50
9	1.07 mg/dl	-	03-Jan-2022 14:27:30
10	1.05 mg/dl	-	03-Jan-2022 14:27:21

Computed Ranges And Statistical Values

Reference Range	11
Above Reference Range	0
Below Reference Range	0
Default Range	0
Total Test(s)	11

Sr# From - To -

N	10
Mean	1.07
SD	0.01
%CV	0.89
Range	0.03

Test Statistics

Test	CHOL	Report Type	Patients
Date From	03-Jan-2022	Date To	03-Jan-2022

Sample ID	Precision	Patient Name	Age
Sr#	Result Unit	Flag	Result Date
			Curve # Used Calibration
1	257 mg/dl	H	03-Jan-2022 14:37:58 3237 06-Feb-2022 15:05:35
2	254 mg/dl	H	03-Jan-2022 14:37:48 3236 06-Feb-2022 15:05:35
3	254 mg/dl	H	03-Jan-2022 14:37:38 3235 06-Feb-2022 15:05:35
4	254 mg/dl	H	03-Jan-2022 14:37:28 3234 06-Feb-2022 15:05:35
5	255 mg/dl	H	03-Jan-2022 14:37:18 3233 06-Feb-2022 15:05:35
6	254 mg/dl	H	03-Jan-2022 14:37:09 3232 06-Feb-2022 15:05:35
7	254 mg/dl	H	03-Jan-2022 14:36:59 3231 06-Feb-2022 15:05:35
8	254 mg/dl	H	03-Jan-2022 14:36:49 3230 06-Feb-2022 15:05:35
9	255 mg/dl	H	03-Jan-2022 14:36:39 3229 06-Feb-2022 15:05:35
10	252 mg/dl	H	03-Jan-2022 14:36:20 3227 06-Feb-2022 15:05:35

Computed Ranges And Statistical Values

Reference Range	0
Above Reference Range	11
Below Reference Range	0
Default Range	0
Total Test(s)	11

Sr# From - To -

N	10
Mean	254
SD	1.25
%CV	0.49
Range	5

Test Statistics

Test	UREA	Report Type	Patients
Date From	03-Jan-2022	Date To	03-Jan-2022

Sample ID	Precision	Patient Name	Age
Sr#	Result Unit	Flag	Result Date
1	33.5 mg/dl	-	03-Jan-2022 14:30:47
2	35.1 mg/dl	-	03-Jan-2022 14:30:37
3	34.9 mg/dl	-	03-Jan-2022 14:30:27
4	35.1 mg/dl	-	03-Jan-2022 14:30:17
5	33.8 mg/dl	-	03-Jan-2022 14:30:07
6	35.1 mg/dl	-	03-Jan-2022 14:29:57
7	34.6 mg/dl	-	03-Jan-2022 14:29:48
8	35.3 mg/dl	-	03-Jan-2022 14:29:28
9	34.1 mg/dl	-	03-Jan-2022 14:29:18
10	35.9 mg/dl	-	03-Jan-2022 14:29:09

Computed Ranges And Statistical Values

Reference Range	11
Above Reference Range	0
Below Reference Range	0
Default Range	0
Total Test(s)	11

Sr# From - To -

N	10
Mean	34.7
SD	0.74
%CV	2.13
Range	2.4

Test Statistics

Test	ALBD	Report Type	Patients
Date From	03-Jan-2022	Date To	03-Jan-2022

Sample ID	Precision	Patient Name	Age
Sr#	Result Unit	Flag	Result Date
1	3.85 g/dl	-	03-Jan-2022 14:41:33
2	3.84 g/dl	-	03-Jan-2022 14:41:23
3	3.86 g/dl	-	03-Jan-2022 14:41:14
4	3.85 g/dl	-	03-Jan-2022 14:41:04
5	3.86 g/dl	-	03-Jan-2022 14:40:54
6	3.86 g/dl	-	03-Jan-2022 14:40:44
7	3.84 g/dl	-	03-Jan-2022 14:40:25
8	3.85 g/dl	-	03-Jan-2022 14:40:15
9	3.85 g/dl	-	03-Jan-2022 14:40:05
10	3.82 g/dl	-	03-Jan-2022 14:39:55

Computed Ranges And Statistical Values

Reference Range	11
Above Reference Range	0
Below Reference Range	0
Default Range	0
Total Test(s)	11

Sr# From - To -

N	10
Mean	3.85
SD	0.01
%CV	0.32
Range	0.04

Test Statistics

Test	PRO	Report Type	Patients
Date From	03-Jan-2022	Date To	03-Jan-2022

Sample ID	Precision	Patient Name	Age
Sr#	Result Unit	Flag	Result Date
1	6.49 g/dl	-	03-Jan-2022 14:43:21
2	6.53 g/dl	-	03-Jan-2022 14:43:11
3	6.52 g/dl	-	03-Jan-2022 14:43:01
4	6.51 g/dl	-	03-Jan-2022 14:42:42
5	6.50 g/dl	-	03-Jan-2022 14:42:32
6	6.54 g/dl	-	03-Jan-2022 14:42:22
7	6.54 g/dl	-	03-Jan-2022 14:42:12
8	6.53 g/dl	-	03-Jan-2022 14:42:03
9	6.55 g/dl	-	03-Jan-2022 14:41:53
10	6.53 g/dl	-	03-Jan-2022 14:41:43

Computed Ranges And Statistical Values

Reference Range	11
Above Reference Range	0
Below Reference Range	0
Default Range	0
Total Test(s)	11

Sr# From - To -

N	10
Mean	6.52
SD	0.02
%CV	0.29
Range	0.06

Result Reprint

Report Type : Calibration 03-Jan-2022

Sr #	Lot #	Consumable	Test	Result Unit	Flag	Curve #	Result Date
1	01234	XL BLANK	GPTHL	-0.0004 -		1	3-Jan-2022 14:17:40
2	01234	XL BLANK	GPTHL	0.0001 -		2	3-Jan-2022 14:17:50
3	01234	XL BLANK	GPTHL	-0.0003 -		3	3-Jan-2022 14:18:00
4	2105079B	XL MULTICAL	GPTHL	-0.0218 -		4	3-Jan-2022 14:18:10
5	2105079B	XL MULTICAL	GPTHL	-0.0219 -		5	3-Jan-2022 14:18:19
6	2105079B	XL MULTICAL	GPTHL	-0.0226 -		6	3-Jan-2022 14:18:29
7	01234	XL BLANK	ALPU	0.0015 -		7	3-Jan-2022 14:18:39
8	01234	XL BLANK	ALPU	0.0012 -		8	3-Jan-2022 14:18:49
9	01234	XL BLANK	ALPU	0.0011 -		9	3-Jan-2022 14:18:59
10	2105079B	XL MULTICAL	ALPU	0.0682 -		10	3-Jan-2022 14:19:08
11	2105079B	XL MULTICAL	ALPU	0.0685 -		11	3-Jan-2022 14:19:18
12	2105079B	XL MULTICAL	ALPU	0.0689 -		12	3-Jan-2022 14:19:28
13	01234	XL BLANK	GGT	0.0020 -		13	3-Jan-2022 14:19:38
14	01234	XL BLANK	GGT	0.0024 -		14	3-Jan-2022 14:19:48
15	01234	XL BLANK	GGT	0.0019 -		15	3-Jan-2022 14:19:57
16	2105079B	XL MULTICAL	GGT	0.0473 -		16	3-Jan-2022 14:20:07
17	2105079B	XL MULTICAL	GGT	0.0474 -		17	3-Jan-2022 14:20:17

Print Date 19-Feb-2022

Result Reprint

Report Type : Calibration 03-Jan-2022

Sr #	Lot #	Consumable	Test	Result Unit	Flag	Curve #	Result Date
18	2105079B	XL MULTICAL	GGT	0.0479 -		18	3-Jan-2022 14:20:27
19	01234	XL BLANK	BIDD	0.0007 -		19	3-Jan-2022 14:20:37
20	01234	XL BLANK	BIDD	0.0008 -		20	3-Jan-2022 14:20:46
21	01234	XL BLANK	BIDD	0.0099 -		21	3-Jan-2022 14:20:56
22	2105079B	XL MULTICAL	BIDD	0.1015 -		22	3-Jan-2022 14:21:06
23	2105079B	XL MULTICAL	BIDD	0.1015 -		23	3-Jan-2022 14:21:16
24	2105079B	XL MULTICAL	BIDD	0.1012 -		24	3-Jan-2022 14:21:26
25	01234	XL BLANK	BIT	-0.0005 -		25	3-Jan-2022 14:21:35
26	01234	XL BLANK	BIT	-0.0006 -		26	3-Jan-2022 14:21:45
27	01234	XL BLANK	BIT	-0.0008 -		27	3-Jan-2022 14:21:55
28	2105079B	XL MULTICAL	BIT	0.1765 -		28	3-Jan-2022 14:22:05
29	2105079B	XL MULTICAL	BIT	0.1774 -		29	3-Jan-2022 14:22:15
30	2105079B	XL MULTICAL	BIT	0.1780 -		30	3-Jan-2022 14:22:24
31	01234	XL BLANK	UREA	-0.0025 -		31	3-Jan-2022 14:22:34
32	01234	XL BLANK	UREA	-0.0021 -		32	3-Jan-2022 14:22:44
33	01234	XL BLANK	UREA	-0.0030 -		33	3-Jan-2022 14:22:54
34	2105079B	XL MULTICAL	UREA	-0.0986 -		34	3-Jan-2022 14:23:04

Print Date 19-Feb-2022

Result Reprint

Report Type : Calibration 03-Jan-2022

Sr #	Lot #	Consumable	Test	Result Unit	Flag	Curve #	Result Date
35	2105079B	XL MULTICAL	UREA	-0.0991 -		35	3-Jan-2022 14:23:13
36	2105079B	XL MULTICAL	UREA	-0.0989 -		36	3-Jan-2022 14:23:23
37	01234	XL BLANK	TRIG	0.3020 -	RgtAbsMax	37	3-Jan-2022 14:23:33
38	01234	XL BLANK	TRIG	0.3005 -	RgtAbsMax	38	3-Jan-2022 14:23:43
39	01234	XL BLANK	TRIG	0.2982 -	RgtAbsMax	39	3-Jan-2022 14:23:53
40	2105079B	XL MULTICAL	TRIG	0.4939 -		40	3-Jan-2022 14:24:02
41	2105079B	XL MULTICAL	TRIG	0.4949 -		41	3-Jan-2022 14:24:12
42	2105079B	XL MULTICAL	TRIG	0.4829 -		42	3-Jan-2022 14:24:22
43	01234	XL BLANK	CHOL	0.0507 -		43	3-Jan-2022 14:24:32
44	01234	XL BLANK	CHOL	0.0506 -		44	3-Jan-2022 14:24:42
45	01234	XL BLANK	CHOL	0.0499 -		45	3-Jan-2022 14:24:51
46	2105079B	XL MULTICAL	CHOL	0.2942 -		46	3-Jan-2022 14:25:01
47	2105079B	XL MULTICAL	CHOL	0.2921 -		47	3-Jan-2022 14:25:11
48	2105079B	XL MULTICAL	CHOL	0.2937 -		48	3-Jan-2022 14:25:21
49	01234	XL BLANK	UA	0.0037 -		49	3-Jan-2022 14:25:31
50	01234	XL BLANK	UA	0.0076 -		50	3-Jan-2022 14:25:40
51	01234	XL BLANK	UA	0.0024 -		51	3-Jan-2022 14:25:50

Print Date 19-Feb-2022

Result Reprint

Report Type : Calibration 03-Jan-2022

Sr #	Lot #	Consumable	Test	Result Unit	Flag	Curve #	Result Date
52	2105079B	XL MULTICAL	UA	0.0705 -		52	3-Jan-2022 14:26:00
53	2105079B	XL MULTICAL	UA	0.0700 -		53	3-Jan-2022 14:26:10
54	2105079B	XL MULTICAL	UA	0.0697 -		54	3-Jan-2022 14:26:20
55	01234	XL BLANK	ALBD	0.0795 -		55	3-Jan-2022 14:26:29
56	01234	XL BLANK	ALBD	0.0788 -		56	3-Jan-2022 14:26:39
57	01234	XL BLANK	ALBD	0.0793 -		57	3-Jan-2022 14:26:49
58	2105079B	XL MULTICAL	ALBD	0.7189 -		58	3-Jan-2022 14:26:59
59	2105079B	XL MULTICAL	ALBD	0.7231 -		59	3-Jan-2022 14:27:09
60	2105079B	XL MULTICAL	ALBD	0.7214 -		60	3-Jan-2022 14:27:18
61	01234	XL BLANK	CRENZ	0.0061 -		71	3-Jan-2022 15:03:29
62	01234	XL BLANK	CRENZ	0.0056 -		72	3-Jan-2022 15:03:39
63	01234	XL BLANK	CRENZ	0.0057 -		73	3-Jan-2022 15:03:49
64	2105079B	XL MULTICAL	CRENZ	0.0895 -		74	3-Jan-2022 15:03:59
65	2105079B	XL MULTICAL	CRENZ	0.0897 -		75	3-Jan-2022 15:04:09
66	2105079B	XL MULTICAL	CRENZ	0.0909 -		76	3-Jan-2022 15:04:18
67	01234	XL BLANK	HDLC	0.0030 -		78	3-Jan-2022 16:02:45
68	01234	XL BLANK	HDLC	0.0106 -		79	3-Jan-2022 16:02:55

Print Date 19-Feb-2022

Result Reprint

Report Type : Calibration 03-Jan-2022

Sr #	Lot #	Consumable	Test	Result Unit	Flag	Curve #	Result Date
69	01234	XL BLANK	HDLC	0.0031 -		80	3-Jan-2022 16:03:05
70	2109064	HDLC CAL	HDLC	0.1562 -		81	3-Jan-2022 16:03:14
71	2109064	HDLC CAL	HDLC	0.1557 -		82	3-Jan-2022 16:03:24
72	2109064	HDLC CAL	HDLC	0.1569 -		83	3-Jan-2022 16:03:34
73	01234	XL BLANK	CA	0.2046 -		85	3-Jan-2022 16:03:54
74	01234	XL BLANK	CA	0.2028 -		86	3-Jan-2022 16:04:03
75	01234	XL BLANK	CA	0.2026 -		87	3-Jan-2022 16:04:13
76	2105079B	XL MULTICAL	CA	0.5494 -		88	3-Jan-2022 16:04:23
77	2105079B	XL MULTICAL	CA	0.5376 -		89	3-Jan-2022 16:04:33
78	2105079B	XL MULTICAL	CA	0.5379 -		90	3-Jan-2022 16:04:43
79	01234	XL BLANK	CRPD	0.0002 -		92	3-Jan-2022 16:05:02
80	01234	XL BLANK	CRPD	-0.0001 -		93	3-Jan-2022 16:05:12
81	01234	XL BLANK	CRPD	-0.0006 -		94	3-Jan-2022 16:05:22
82	C062101	CRPD CAL	CRPD	0.6720 -	LVI	95	3-Jan-2022 16:05:32
83	C062101	CRPD CAL	CRPD	0.6729 -		96	3-Jan-2022 16:05:41
84	C062101	CRPD CAL	CRPD	0.6685 -		97	3-Jan-2022 16:05:51

Print Date 19-Feb-2022