



STAR HUMAN Sciences Pvt. Ltd.

25-B/7, New Rohtrak Road, Karol Bagh, New Delhi - 110005, India

Tel. : +91-11-28721843, Mob. : 9873686675, 9810028448

E-mail : info@starhuman.in, www.starhuman.in

CERTIFICATE OF CALIBRATION

Narayan Pathology & Biopsy Centre
117/22, Sarvodya Nagar
(Opp J.L Rohtagi Eye Hospital Near Baba Bhothnath Ashram)
Kanpur-208005

This is to certify that the Instrument **Humastar 200 Biochemistry Analyzer** bearing serial no. 21191146004 manufactured by **HUMAN GERMANY** is in full working and has been calibrated to the standard specifications for the period of 09th December 2021 to 8th December 2022.

Date of calibration: 09-12-2021

This calibration certificate is valid up to 08-12-2022

For Star Human Sciences Pvt. Ltd.

(Authorized Signatory)

Technical Calibration Detail


HS200

S. no. 21191146004

ITEMS	value	Target range
<u>Lamp</u>		
mV @ 340 nm	1230	900-1500
Current mV	6.5	OK
Efficiency@340	69	54-130
<u>Pump</u>		
Pump 1-5 volume uL	In range	220-520
Pump 1-5 flow rate uL/Sec	OK	550-850

Other mechanical parameters in OS are in range as per standard criteria.

Dated-09-Dec-2021


09/12/2021
Service Engineer

For Star Human Sciences Pvt. Ltd.

Performance Qualification HumaStar 100, HumaStar 200, HumaStar 300SR and HumaStar 600

Revision list

Revision	Date	Description	Editor
1	2018/08/14	First revision	Silvia Fischer

Contents

1. Special materials.....	2
1.1. Customer using Human reagents.....	2
1.2. Customer using non Human reagents	2
2. Accompanying documents	2
3. Performance quality checks	2
4. Documentation.....	3
5. Calculation of the CV.....	3
6. Example for calculations in EXCEL	3
7. Closure	5
8. Additional notes	5

Introduction

With the Performance Qualification we assure that HumaStar 100/200/300SR/600 will work under real life conditions (in the lab of the customer) according Human specifications.

All assays the customer is supposed to use should be checked during this test. The PQ can be done during the end user training or ahead in the laboratory of the customer.

For each test calibration, QC (two levels) and precision should be measured and analysed to check if the results are in the specification of Human.

If non Human reagents are used, the Performance Qualification should be done with Human reagents according the IFU (using Human calibrator and QC material)



1. Special materials

- Wash additive (18971) – All HumaStar Systems
- Special wash solution (18974) – HS 100/200
- Special wash solution-2 (18974/2) – HS 300SR
- Cuvette Clean (16663/20) – HS 600
- 0.9% NaCl solution – HS 100/200
- Diluent (16663/10) – HS300SR/600

1.1. Customer using Human reagents

All reagents, calibrator and QC material which the customer has chosen for the routine.

1.2. Customer using non Human reagents

- AutoCal (Ref 13160)
- Serodos (Ref 13951)
- HumaTrol P (Ref 13512)
- GLUCOSE liquicolor reagent (Ref 10121 – HS 100/200; Ref 10260300 – HS 300SR/600)
- CALCIUM liquicolor reagent (Ref 10011 – HS 100/200; Ref 10011300 – HS 300SR/600)
- GOT (ASAT) IFCC mod. liquidUV (Ref 12211 – HS 100/200; Ref 12021300 – HS 300SR/600)

2. Accompanying documents

- A) User Manuals (last revision, please check Human web page)
- B) Application sheets (on the PC)
- C) Package inserts (in the kits)

3. Performance quality checks

Step	Check	Expected result	Result	Final remark
1	Maintenance (perform all user maintenance)	All maintenance tasks finish without an error	Done	OK
1	Calibration	Calibration factors should be in the specified range	In range	Done
2	Quality Control	Both QC samples should be in range given by Human	In range	Done

Step	Check	Expected result	Result	Final remark
3	Precision (n= 20), a Qc sample can be used	The CV in % for each test should be in the specified range	In all test, $CV = 3.1\%$	ok

4. Documentation

Please document all results in an additional document (excel file).

5. Calculation of the CV

Evaluate the results as following:

$$\text{mean} = \sum_{i=1}^{10} \text{sample } i$$

$$\text{SD} = \sqrt{\frac{\sum_{i=1}^{10} (\text{sample } i - \text{mean})^2}{9}}$$

$$\text{CV}\% = \frac{\text{SD} \cdot 100}{\text{mean}}$$

Easy to calculate in an EXCEL sheet using the appropriate formulas.
See also example below

6. Example for calculations in EXCEL



	A	B	C	D
1		target	min.	max.
2	Serodos	8,33	7,41	9,24
3				
4	sample 1	8,4		
5	sample 2	8,3		
6	sample 3	8,5		
7	sample 4	8,0		
8	sample 5	8,2		
9	sample 6	8,2		
10	sample 7	8,4		
11	sample 8	8,2		
12	sample 9	9,3		
13	sample 10	8,4		
14	mean	8,4		
15	SD	0,35		
16	CV%	4,18		
17	single value < 20% mean?	0		
18	mean within reference range?	yes		
19	CV% < 5%?	yes		

Cell	Function
A14	=AVERAGE(B4:B13)
A15	=STDEV(B4:B13)
A16	=B15*100/B14
A17	=COUNTIFS(B4:B13,"<"&(B14-(B14*0.2)))+COUNTIFS(B4:B13,">"&(B14+(B14*0.2)))
A18	=IF(ISNUMBER(B4)=FALSE,"",IF(B14>\$D\$2,"no",IF(B14<\$C\$2,"no","yes")))
A19	=IF(ISNUMBER(B4)=FALSE,"",IF(B16<=5,"yes","no"))

7. Closure

Study data has determined that the system described in this document meets all criteria outlined in this Performance Qualification protocol. All exceptional conditions if any have been addressed. The system is ready for specific usage.

- The analyzer passed the performance quality check.
- The analyzer didn't pass the performance quality check (see additional notes).

System	<input type="checkbox"/> HumaStar 100 <input checked="" type="checkbox"/> HumaStar 200 <input type="checkbox"/> HumaStar 300 SR <input type="checkbox"/> HumaStar 600	Serial Number: 21191146004 SW Version: 0.44.2.15 Setting-Database Version: 1.36
Date	Service engineer / Application Specialist (printed name) 30-NOV-2019 MUBASHIR WALI	Service engineer / Application Specialist (signature) 
Date	Lab Manager (printed name) 30-NOV-2019 DANEEELIMA SACHAN	Lab Manager (signature) 

8. Additional notes

HumaStar 100

HumaStar 200 ✓

HumaStar 300SR

Installation quality check

Revision list

Revision	Date	Description	Editor
1	2016/02/26	First revision	Mathias Kamprath
2	2018/06/20	Review and extension to HumaStar 300SR	Mathias Kamprath
3	2019/01/28	Repetition of all calibration steps added	Mathias Kamprath
4	2019/02/22	Serial number field added	Mathias Kamprath

Special tools

Volt meter or multi meter (V and mV). E. g. Human catalog number 60200224

Accompanying documents

- A) HSB_Power_Surge_Protector_&_online_UPS_incl_ground_check.pdf
- B) HumaStar 100/200 Service Manual, revision 04/2015/09
- C) HumaStar 300SR Service Manual, revision 01/2018-FEB-09
- D) Touch screen monitor documentation (optional)
- E) Printer documentation (optional)

Installation quality check

Step	Check	Expected result	Result	Final remark
Main power supply				
1	Measure the grounding voltage between neutral and ground of the main power line. See document A).	Less than 2V.	1.3V	OK

Step	Check	Expected result	Result	Final remark
2	Connect the power surge protector socket to the main power. If the EU plug doesn't fit use either the UK or the US adapter. See document A).	Green and red LEDs are on.	Supply 10k	Done
3	Connect the on-line UPS to one of the power protection sockets and switch on the on-line UPS. See document A).	The on-line UPS starts charging the battery. The wrong wiring alarm is off. Wait for 100% charge of the battery before switching on the analyzer.	Connected	OK
Installation of the analyzer, PC (incl. mouse and keyboard), external barcode scanner (HumaStar 300SR) monitor (touch screen optional), printer (optional) and bottles for system solution (blue), special wash solution (green), normal waste (red) and special waste (yellow, HumaStar 300SR)				
4	Place the analyzer on a work bench. Remove all transportation protection for the: <ul style="list-style-type: none"> • top cover, • sampling arm(s), • internal barcode reader cover (HumaStar 100/200), • wash station top cover (HumaStar 200). 	Enough space (150 mm recommended) on the left, rear and right side and approx. 55-60 mm underneath. The analyzer is horizontally aligned.	All Done	OK
5	Place the other electronic components on the right side of the analyzer. (recommended)		Placed	Done
6	Place the system solution, special wash solution, normal waste and special waste (HumaStar 300SR) bottles on the left side of the analyzer. (recommended)		Placed at bottom	Done

Step	Check	Expected result	Result	Final remark
7	Establish all connections.	As described in document B) "2.3.5 Installation" (HumaStar 100/200) or document C) "3.3.5 Installation" (HumaStar 300SR).	established	Done
8	Switch on the analyzer.	The inner plate shakes three times, the peristaltic pump 7 (and 9, HumaStar 300SR) turn for a second and the pinch valve(s) switch on and off.	switched ON	Done
9	Connect the external barcode scanner (HumaStar 300SR) to the PC.		N/A	N/A
10	Switch on the monitor and the PC.	Log on as "Support" user. If not pre-installed, install the HI software as described in document B) "18 HI Software installation/update" (HumaStar 100/200) or document C) "8 HI Software installation" (HumaStar 300SR).	switched ON Installed HI	Done
11	Touch screen monitor and printer only.	If not pre-installed, install the driver(s) as described in the accompanying documentation D) and E).	N/A	N/A
12	Start the HI program as "Installer".	Analyzer connects to the HI software.	Started	Done
13	Go to the Terminal program and repeat all calibration steps. HS100/200: 21 steps HS300SR: 39 steps	Every calibration step has to be finished successfully.	Successfully done	Done.

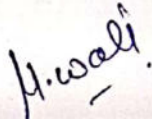
Closure

Serial number of the analyzer: 2 1 1 9 1 1 4 6 0 0 4

The analyzer passed the installation quality check.

The analyzer didn't pass the installation quality check.

Note the next steps to get the analyzer in condition to pass the installation quality check.

Date	Service engineer (printed name)	Service engineer (signature)
30-NOV-2019	MUBASHIR WALI	

1. Additional notes

HumaStar 100

HumaStar 200 ✓

HumaStar 300SR

Operation quality check

Revision list

Revision	Date	Description	Editor
1	2016/02/26	First revision	Mathias Kamprath
2	2016/03/02	SD formula and EXCEL example changed	Mathias Kamprath
3	2018/06/20	Review and extension to HumaStar 300SR	Mathias Kamprath
4	2019/02/22	Serial number field added	Mathias Kamprath

Special materials

- Wash additive (18971)
- Special wash solution (18974)
- 0.9% NaCl solution
- Serodos control (13951)
- HumaTrol P control (13512)
- AutoCal multi-calibrator (13160)
- Glucose liquicolor reagent
- Calcium liquicolor reagent

Accompanying documents

- A) HumaStar 100/200 User Manual, revision 02/2013-03
- B) HumaStar 100/200 Service Manual, revision 04/2015/09
- C) HumaStar 300SR User Manual, revision 02/2017-11
- D) HumaStar 300SR Service Manual, revision 01/2018-FEB-09

Operation quality check

Step	Check	Expected result	Result	Final remark	
1	Prepare the system solution, the special wash solution and the dilution bottles.		Prepared	OK	Done
2	Switch on the analyzer and run the start-up procedure.	No error messages. All cuvettes shown in green in HI > Maintenance > reaction cuvettes (HumaStar 100/200) or HI > Maintenance > Special > Reaction cuvettes (HumaStar 300SR).	NO message All greens		Done
3	Prepare the AutoCal multi-calibrator and the two controls Serodos and HumaTrol.	Place a cup of AutoCal, Serodos and HumaTrol on the sample tray.	Prepared & placed		Done
4	Prepare the Glucose and/or GOT and/or Calcium-reagent(s). Glu & GOT	Place the reagent bottle(s) on the reagent tray and run the level check. All volumes have to be recognized.	Placed & checked for level		done
5	Use Serodos as sample material.	Place a cup of "sample" material on the sample tray. When all tests are to be performed, better place two cups on the sample tray.	Placed 2 cups		Done
6	Generate a work list.	Per reagent the "sample" material has to be tested 10 times.	Placed for sample		Done
7	Run the work list.		Run		Done

Step	Check	Expected result	Result	Final remark
8	<p>Evaluate the results as following:</p> $\text{mean} = \sum_{i=1}^{10} \text{sample } i$ $\text{SD} = \sqrt{\frac{\sum_{i=1}^{10} (\text{sample } i - \text{mean})^2}{9}}$ $\text{CV}\% = \frac{\text{SD} * 100}{\text{mean}}$ <p>Easy to calculate in an EXCEL sheet using the appropriate formulas.</p> <p>See also 6. Example for calculations in EXCEL.</p>	<p>The mean of all ten "sample" results has to be in the reference range of the Serodos control.</p> <p>The CV% has to be less than 5%.</p> <p>Only one "sample" result may deviate more than +/- 20% from the mean.</p> <p>The mean and the SD of the remaining nine results have to be recalculated.</p>	<p>9/6 CV = 2.5%</p> <p>S40T CV = 1.8%</p>	<p>OK</p>

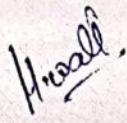
Closure

Serial number of the analyzer: 2 1 1 9 1 1 4 6 0 0 4

The analyzer passed the operation quality check.

The analyzer didn't pass the operation quality check.

Note the next steps to get the analyzer in condition to pass the operation quality check.

Date	Service engineer (printed name)	Service engineer (signature)
30-NOV-2019	MOBASHIR WALLI	

Additional notes

Example for calculations in EXCEL

	A	B	C	D
1		target	min.	max.
2	Serodos	8,33	7,41	9,24
3				
4	sample 1	8,4		
5	sample 2	8,3		
6	sample 3	8,5		
7	sample 4	8,0		
8	sample 5	8,2		
9	sample 6	8,2		
10	sample 7	8,4		
11	sample 8	8,2		
12	sample 9	9,3		
13	sample 10	8,4		
14	mean	8,4		
15	SD	0,35		
16	CV%	4,18		
17	single value <> 20% mean?	0		
18	mean within reference range?	yes		
19	CV% < 5%?	yes		

Cell	Function
A14	=AVERAGE(B4:B13)
A15	=STDEV(B4:B13)
A16	=B15*100/B14
A17	=COUNTIFS(B4:B13,"<"&(B14-(B14*0.2)))+COUNTIFS(B4:B13,">"&(B14+(B14*0.2)))
A18	=IF(ISNUMBER(B4)=FALSE,"",IF(B14>\$D\$2,"no",IF(B14<\$C\$2,"no","yes")))
A19	=IF(ISNUMBER(B4)=FALSE,"",IF(B16<=5,"yes","no"))

Training Certificate

This is to certify that

*Ms Smriti Gupta
Has been trained on*

Humastar 200

*Model of Humastar 200 Biochemistry Analyzer
The training was conducted by Product Experts*

Narayan Pathology & Biopsy Centre

117/22, Sarvodya Nagar
Opp J.L RohtagiEye Hospital Near Baba Bhoothnath Ashram
Kanpur-208005

Dated: 16-12-2019

Star Human Sciences Pvt. Ltd.
New Delhi, INDIA -110 005

Training Certificate

This is to certify that

*Mr Ranjeet Kumar
Has been trained on*

Humastar 200

*Model of Humastar 200 Biochemistry Analyzer
The training was conducted by Product Experts*

Narayan Pathology & Biopsy Centre

117/22, Sarvodya Nagar
Opp J.L RohtagiEye Hospital Near Baba Bhoothnath Ashram
Kanpur-208005

Dated: 16-12-2019

Star Human Sciences Pvt. Ltd.
New Delhi, INDIA -110 005

SAMPLE REPORT

Default laboratory
(to be replaced)

NARAYAN PATHOLOGY & BIOPSY
CENTRE

ID: serodos plus-00000007

Name:
Family Name:
Date of birth:
Department:

Reference:
Date: 09-Feb-22
Type: Control
Nature: Serum

Analysis:

Method Name	Result	Unit	Evaluation	Min	Max
Bilirubin total	3.78	mg/dl		3.59	4.13
Bilirubin direct	2.62	mg/dl		2.2	3.08
ASAT/GOT	133	U/l		124	144
ALAT/GPT	127	U/l		113	131
Alk Phos AMP IFCC	342	U/l		301	351
Total Protein	9.74	g/dl		8.88	11
Albumin IFCC	5.17	g/dl		4.63	5.97
Urea	148.96	mg/dl		153	153
Creatinine	4.40	mg/dl		3.69	6.47
Uric acid	10.35	mg/dl		8.07	11.79
Phosphorus	8.05	mg/dl		7.98	9.22
Glucose	190.0	mg/dl		180	200

Comments

Human

LG

LABORATORY CENTER
Phone: 916311022
650.00
650.00
650.00
and Fifty Units

8/0 Zuqali
EP - 1-2
PC - 2-4
RBC - Nil
WBC - Nil

Deep-
APTT - NCD
PT - NCD
Brid-
APTT - NCD
PT

16
17
18
19
20
21
22
23

mg

SAMPLE REPORT

HS200 Sample report

Default laboratory
(to be replaced)

NARAYAN PATHOLOGY & BIOPSY
CENTRE

ID: serodos plus-0000007

Name:
Family Name:
Date of birth:
Department:

Reference:
Date: 23-Feb-22
Type: Control
Nature: Serum

Analysis:

Method Name	Result	Unit	Evaluation	Min	Max
Bilirubin total	3.73	mg/dl		3.59	4.13
Bilirubin direct	2.79	mg/dl		2.2	3.08
ASAT/GOT	144	U/l		124	144
ALAT/GPT	118	U/l		113	131
Alk.Phos.AMP IFCC	309	U/l		301	351
Total Protein	10.08	g/dl		8.88	11
Albumin IFCC	5.11	g/dl		4.63	5.97
Urea	148.83	mg/dl		133	153
Creatinine	4.44	mg/dl		3.65	6.47
Uric acid	9.88	mg/dl		8.07	11.79
Phosphorus	8.92	mg/dl		7.98	9.22

Comment

Handwritten notes on a piece of paper:

344
1-2
2-3
3-4
5-6
7-8
9-10
11-12
13-14
15-16
17-18
19-20
21-22
23-24
25-26
27-28
29-30
31-32
33-34
35-36
37-38
39-40
41-42
43-44
45-46
47-48
49-50
51-52
53-54
55-56
57-58
59-60
61-62
63-64
65-66
67-68
69-70
71-72
73-74
75-76
77-78
79-80
81-82
83-84
85-86
87-88
89-90
91-92
93-94
95-96
97-98
99-100

Deep-
APTT - NCD
PT - NCD

Brid-
APTT - NCD

18-24
19-24
20-24
21-24
22-24
23-24
24-24

REAGENTS

MONITOR

SAMPLES

WORKLIST

METHODS

SAMPLE REPORT

HS200

Find | Next

Sample report

Default laboratory
(to be replaced)NARAYAN PATHOLOGY & BIOPSY
CENTRE

ID: serodos plus-00000007

Name:

Reference:

Family Name:

Date: 18-Feb-22

Date of birth:

Type: Control

Department:

Nature: Serum

Analysis:

Method Name	Result	Unit	Evaluation	Min	Max
Bilirubin total	3.64	mg/dl		3.59	4.13
Bilirubin direct	2.47	mg/dl		2.2	3.08
ASAT/GOT	133	U/l		124	144
ALAT/GPT	122	U/l		113	131
Alk Phos AMP IFCC	335	U/l		301	351
Total Protein	9.58	g/dl		8.88	11
Albumin IFCC	5.05	g/dl		4.63	5.97
Urea	15.71	mg/dl		133	163
Creatinine	4.41	mg/dl		3.69	6.47
Uric acid	9.72	mg/dl		8.07	11.79

Comment:

Human

LG

SAMPLE REPORT

File Edit View Tools Help 100%

Send: Next

Sample report

Default laboratory
(to be replaced)

NARAYAN PATHOLOGY & BIOPSY CENTRE

ID: serodos plus-00000007

Name: _____

Reference: _____

Family Name: _____

Date: 21-Feb-22

Date of birth: _____

Type: Control

Department: _____

Nature: Serum

Analysis:

Method Name	Result	Unit	Evaluation	Min	Max
Bilirubin total	3.73	mg/dl		3.59	4.13
Bilirubin direct	2.96	mg/dl		2.2	3.08
ASAT/GOT	142	U/L		124	144
ALAT/GPT	117	U/L		113	131
Ask.Phos.AMP.IFCC	311	U/L		301	361
Total Protein	9.49	g/dl		8.88	11
Albumin.IFCC	5.06	g/dl		4.63	6.97
Urea	161.59	mg/dl		133	163
Creatinine	4.57	mg/dl		3.69	6.47
Uric acid	9.75	mg/dl		8.07	11.79
Phosphorus	9.27	mg/dl		7.99	9.22
Glucose	151.9	mg/dl		186	208

Handwritten notes on the left side of the desk, including 'Jwari' and some numbers.

DEEP-
APTT - NCD
PT - NCD

Brid-
APTT - NCD
PT

Handwritten list of dates and initials: 18-Feb, 19-Feb, 20-Feb, 21-Feb, 22-Feb, 23-Feb, 24-Feb.

Handwritten numbers: 2.77, 1.8, 9.0

Handwritten notes including 'Kalpana' and '131'.



SAMPLE REPORT

Find | Next

HS200

Sample report

Default laboratory (to be replaced)

NARAYAN PATHOLOGY & BIOPSY CENTRE

ID: serodos plus-0000007

Name:

Reference:

Family Name:

Date: 24-Feb-22

Date of birth:

Type: Control

Department:


Nature: Serum

Analysis:

Method Name	Result	Unit	Evaluation	Min	Max
Bilirubin total	3.60	mg/dl		3.59	4.13
Bilirubin direct	2.58	mg/dl		2.2	3.08
ASAT/GOT	136	U/l		124	144
ALAT/GPT	118	U/l		113	131
Alk.Phos AMP IFCC	317	U/l		301	351
Total Protein	8.94	g/dl		8.88	11
Albumin IFCC	5.02	g/dl		4.63	5.97
Urea	134.76	mg/dl		133	153
Creatinine	4.24	mg/dl		3.69	6.47
Uric acid	9.94	mg/dl		8.07	11.79
Phosphorus	8.79	mg/dl		7.98	9.22
Glucose	200.0	mg/dl		186	208

Humana

LG





REAGENTS



MONITOR



SAMPLES



WORKLIST



METHODS



Save

Load

Clear



Worksheets

Stack sheets

001

calibration 19-02-2022

QC 19-02-2022

sample

Remove test

Execute test

Inspect test

Recalculate test

Test n°	Sample ID	Type	Dil.	Method	Test status	OD1	OD2	Result	Date
80142	Autocal-00000017	S1	1	CreaA	Completed	0.0921	0.0000	0.0910	2022-02-19 11:03
80143	Autocal-00000017	S2	1	CreaA	Completed	0.0909	0.0000	0.0898	2022-02-19 11:03
80144	Autocal-00000017	S3	1	CreaA	Completed	0.0931	0.0000	0.0920	2022-02-19 11:03
80145	Autocal-00000017	S1	1	Glu	Completed	0.5131	0.0284	0.4745	2022-02-19 11:04
80146	Autocal-00000017	S2	1	Glu	Completed	0.3748	-0.0714	0.4360	2022-02-19 11:05
80147	Autocal-00000017	S3	1	Glu	Completed	0.4819	0.0267	0.4450	2022-02-19 11:05
80148	Autocal-00000017	S1	1	GOT	Completed	-0.0521	0.0000	-0.0518	2022-02-19 11:06
80149	Autocal-00000017	S2	1	GOT	Completed	-0.0548	0.0000	-0.0545	2022-02-19 11:07
80150	Autocal-00000017	S3	1	GOT	Completed	-0.0538	0.0000	-0.0535	2022-02-19 11:08
80151	Autocal-00000017	S1	1	GPT	Completed	-0.0582	-0.0009	-0.0570	2022-02-19 11:08
80152	Autocal-00000017	S2	1	GPT	Completed	-0.0593	-0.0008	-0.0582	2022-02-19 11:09
80153	Autocal-00000017	S3	1	GPT	Completed	-0.0574	-0.0005	-0.0566	2022-02-19 11:10
80154	Autocal-00000017	S1	1	Phos	Completed	0.6938	0.0161	0.5923	2022-02-19 11:10
80218	Autocal-00000017	S2	1	Phos	Completed	0.6234	0.0147	0.5233	2022-02-19 11:42
80156	Autocal-00000017	S3	1	Phos	Completed	0.6764	0.0158	0.5752	2022-02-19 11:12
80225	Autocal-00000017	S1	1	Prot	Completed	0.4112	0.0340	0.3055	2022-02-19 12:15
80158	Autocal-00000017	S2	1	Prot	Completed	0.4184	0.0618	0.2849	2022-02-19 11:12

Test

serodos pl
 40806 juli
 40804 anja
 geeta
 ramraj
 40822 shya
 40813 kama
 40793 ramra
 40823
 40827 sarita

Method gr


- | Clin1 | Clin2 |
|--|-------------------------------------|
| <input checked="" type="checkbox"/> Alb | <input checked="" type="checkbox"/> |
| <input checked="" type="checkbox"/> CA | <input checked="" type="checkbox"/> |
| <input checked="" type="checkbox"/> GGT | <input checked="" type="checkbox"/> |
| <input checked="" type="checkbox"/> GOTM | <input checked="" type="checkbox"/> |
| <input checked="" type="checkbox"/> Phos | <input checked="" type="checkbox"/> |
| <input checked="" type="checkbox"/> UA | <input checked="" type="checkbox"/> |



Human



Save Load Clear



Worksheets

Stack sheets

001 calibration 19-02-2022 QC 19-02-2022 sample

Remove test Execute test Inspect test Recalculate test

Test n°	Sample ID	Type	Dil.	Method	Test status	OD1	OD2	Result	Date
80225	Autocal-00000017	S1	1	Prot	Completed	0.4112	0.0340	0.3055	2022-02-19 12:15
80158	Autocal-00000017	S2	1	Prot	Completed	0.4184	0.0618	0.2849	2022-02-19 11:12
80159	Autocal-00000017	S3	1	Prot	Completed	0.4252	0.0644	0.2891	2022-02-19 11:13
80160	Autocal-00000017	S1	1	Trig	Completed	0.5815	0.0040	0.5099	2022-02-19 11:14
80161	Autocal-00000017	S2	1	Trig	Completed	0.5805	0.0032	0.5097	2022-02-19 11:14
80162	Autocal-00000017	S3	1	Trig	Completed	0.5655	0.0049	0.4930	2022-02-19 11:15
80163	Autocal-00000017	S1	1	UA	Completed	0.2185	0.0343	0.1630	2022-02-19 11:15
80164	Autocal-00000017	S2	1	UA	Completed	0.2082	0.0247	0.1623	2022-02-19 11:15
80165	Autocal-00000017	S3	1	UA	Completed	0.2131	0.0262	0.1657	2022-02-19 11:16
80166	Autocal-00000017	S1	1	UreaUV	Completed	-0.1033	0.0000	-0.0981	2022-02-19 11:16
80167	Autocal-00000017	S2	1	UreaUV	Completed	-0.0974	0.0000	-0.0922	2022-02-19 11:16
80223	Autocal-00000017	S3	1	UreaUV	Completed	-0.1120	0.0000	-0.1068	2022-02-19 11:59
80195	geeta	U	1	Alb	Completed	0.9083	0.0973	2.77	2022-02-19 11:25
80196	geeta	U	1	Glu	Completed	0.6282	0.0601	243.2	2022-02-19 11:25
80197	geeta	U	1	Prot	Completed	0.2624	0.0519	4.31	2022-02-19 11:25
80199	ramraj	N	1	Glu	Completed	0.3903	0.0582	140.3	2022-02-19 11:33
80200	ramraj	N	1	Prot	Completed	0.1565	0.0541	0.95	2022-02-19 11:45



Human

