



# CHRISTIAN MEDICAL COLLEGE

DEPARTMENT OF CLINICAL BIOCHEMISTRY

CMC EXTERNAL QUALITY ASSURANCE SCHEME

MONTHLY SUMMARY REPORT - DECEMBER 2021



PC-1024

Lab Name **CPL DIAGNOSTICS PVT LTD**

Lab No **14825**

Constituent Group **Chemistry II**

Date of Result Entered : **19/12/2021**

PT item **Lyophilized Serum**

Date of Report Published : **03/01/2022**

Sl.No	Analyte	Method / Principle Name	Analyzer Name	No of Participants	DV	Participants		Your Value	SDI	U
						CV	SD			
1	GLUCOSE II	GOD-POD II	Any Analyser (Automation / Semi Automation)	969	215.80	9.25	19.96	282 mg/dL	3.32	1.28
2	UREA II	Urease UV / GLDH II	Any Analyser (Automation / Semi Automation)	533	107.40	11.34	12.17	110 mg/dL	0.21	1.05
3	CREATININE II	Jaffes Kinetic-Alkaline Picrate II	Any Analyser (Automation / Semi Automation)	725	2.24	11.51	0.26	3.09 mg/dL	3.29	0.02
4	T.BILIRUBIN II	Diazonium Salt (Colorimetric) / Jendrassik II	Any Analyser (Automation / Semi Automation)	789	3.00	13.68	0.41	3.04 mg/dL	0.10	0.03
5	T-PROTEIN II	Biuret - Colorimetric II	Any Analyser (Automation / Semi Automation)	738	5.21	9.17	0.48	5.45 g/dL	0.50	0.04
6	ALBUMIN II	BCG - Colorimetric II	Any Analyser (Automation / Semi Automation)	728	3.19	10.00	0.32	3.25 g/dL	0.19	0.02
7	URIC ACID II	Enzymatic / Uricase Colorimetric II	Any Analyser (Automation / Semi Automation)	776	4.39	19.07	0.84	4.14 mg/dL	-0.30	0.06
8	CHOLESTROL II	CHOD-PAP II	Any Analyser (Automation / Semi Automation)	975	108.50	11.43	12.40	116 mg/dL	0.60	0.79
9	TRIGLYCERIDE II	GPO-PAP / Enzymatic Colorimetric / End Point II	Any Analyser (Automation / Semi Automation)	803	96.54	15.20	14.68	97 mg/dL	0.03	1.04

SDI Range	Interpretation
Within -1.00 to +1.00	Excellent.
Within $\pm 1.01$ to $\pm 2.00$	Good.
Within $\pm 2.01$ to $\pm 2.99$	Accept with caution. Warning Signal.
Beyond $\pm 3.0$	Unacceptable performance. Action Signal.

**LAB ADDRESS :**

**CPL DIAGNOSTICS PVT LTD  
CZ-8, METROPOLITAN CHS LTD CANAL SOUTH ROAD  
KOLKATA  
WEST BENGAL 700105**

Coordinator Contact Details:  
Email: [clinqc@cmcvellore.ac.in](mailto:clinqc@cmcvellore.ac.in)  
Contact Number: 0416-2283102

*Pamela Christudoss*

**Dr. Pamela Christudoss  
CMC EQAS Coordinator  
Christian Medical College, Vellore**

Homogeneity and Stability of the sample is passed.

Data in CMC EQAS reports is confidential

CMC EQAS does not sub contract any components

\*\*\*\*\* End of Report \*\*\*\*\*



# CPL DIAGNOSTICS PRIVATE LIMITED

Root cause analysis of outlier parameter for EQAS performance

Format No: CPLDPL/FM/92

SL No	Check Points	Observations
-------	--------------	--------------

Name of Parameter (s): <i>Creatinine and Glucose</i>	Month: <i>January</i>
--	-----------------------

Cycle No / Sample No/ Distribution No:	Year: <i>2022</i>
--	-------------------

**CLERICAL ERRORS**

1.	Transcription error (may be pre- or post-analytical factors)	NO
2.	Wrong method has been registered for analysis or method change not updated	NO

**METHODOLOGICAL PROBLEM**

3.	Instrument function checks (e.g., temperatures, blank readings, pressures) not performed as necessary, or results not within acceptable range.	NO
4.	Scheduled instrument maintenance not performed appropriately.	<i>Schedule instrument maintenance performed appropriately</i>
5.	Incorrect instrument calibration.	<i>Instrument calibration is correct</i>
6.	Standards or reagents improperly reconstituted and stored, or inadvertently used beyond expiration date.	NO
7.	Instrument probes misaligned.	NO
8.	Problem with instrument data processing functions. The laboratory may need to contact the manufacturer to evaluate such problems.	NO
9.	Problem in manufacture of reagents / standards, or with instrument settings specified by manufacturer	NO
10.	Carry-over from previous specimen.	NO
11.	Automatic pipettor not calibrated to acceptable precision and accuracy.	NO
12.	Imprecision from result being close to detection limit of method.	NO
13.	QC material not run within expiration date, or improperly stored	NO
14.	QC material not run at relevant analyte concentration	NO
15.	Result not within reportable range (linearity) for instrument / reagent system.	NO
16.	Obstruction of instrument tubing / orifice by clot or protein.	NO
17.	Incorrect incubation times.	NO

# CPL DIAGNOSTICS PRIVATE LIMITED

Root cause analysis of outlier parameter for EQAS performance

Format No: CPL/DPL/FM/92

SL No	Check Points	Observations
<b>TECHNICAL PROBLEM</b>		
18.	EQA material improperly reconstituted.	No
19.	Testing delayed after reconstitution of EQA material (with problem from evaporation or deterioration).	No
20.	Sample not placed in proper order on instrument.	No
21.	Result released despite unacceptable QC data.	No
22.	QC data within acceptable limits but showed trend suggestive of problem with the assay.	No
23.	Inappropriate quality control limits / rules. If the acceptable QC range is too wide, the probability increases that a result will fall within the acceptable QC range yet exceed acceptable limits for EQA.	No
24.	Manual pipetting / diluting performed inaccurately, at an incorrect temperature or with incorrect diluent.	No
25.	Calculation error or result reported using too few significant digits.	No
26.	Secondary specimen tubes incorrectly labeled.	No
<b>PROBLEM WITH PROFICIENCY TESTING MATERIALS</b>		
27.	PT sample with appropriate matrix to that as prescribed by the equipment manufacturer for testing of samples.	No
28.	Non-homogenous test material	No
29.	Haemolysis on an immune-haemtology program samples.	No
<b>PROBLEM WITH EVALUATION OF RESULTS BY THE PT PROVIDER</b>		
30.	Peer group not appropriate.	No
31.	Inappropriate target value	No
32.	Incorrect data entry by PT provider	No

# CPL DIAGNOSTICS PRIVATE LIMITED

Root cause analysis of outlier parameter for EQAS performance

Format No: CPLDPL/FM/92

SL No	Check Points	Observations
-------	--------------	--------------

## CONCLUSION:

- \* on that day control value was within rang .
- \* Check the all points and found satisfactory.
- \* So we may consider it as is random error.
- \* For checking ILC has been done and result satisfactory.

Root Cause Analysis done by: San (Technician)

Remarks: OK

Reviewed By:

San

## CPL DIAGNOSTICS PRIVATE LIMITED

Parameter	CPLDPL	RENAISSANCE	KASTURI	MEAN	SD	CV%	Z Score
GLUCOSE	270.8	266	272	269.6	3.17490157	1.167243	0.4
CREATININE	2.71	2.56	2.65	2.64	0.07549834	2.848994	0.9

Checked By: 



Name : Mrs. RUKIYA BIBI  
Visit No. : CPLV10411187  
Age/Gender : 60 Y/Female  
Sample Received From : ABH-S  
Referred by : OF HOSPITAL

Patient No. : CPL/P10411100  
Registered On : 05/01/2022 14:32  
Collected On : 05/01/2022 14:31  
Reported On : 05/01/2022 21:26

### Final Report

Test Name / Method	Results	Units	Reference Range	Sample Type
<b>FLUORIDE BIOCHEMISTRY</b>				
GLUCOSE , POST PRANDIAL (PPBS) Method : GOD-POD	270.8	mg/dL	80-140	PLASMA / FLUORIDE

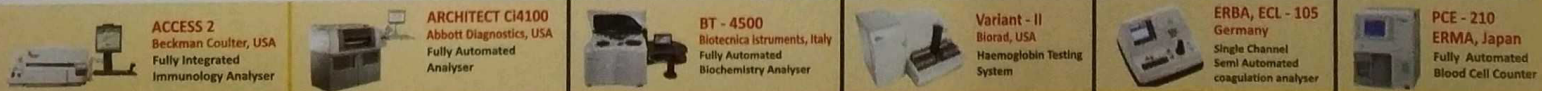
Comment : Please Correlate with the Clinical Conditions.

\*\*\* End Of Report \*\*\*

RESULT VERIFIED BY : AVIJIT

Dr. Monideepa Chattopadhyay, MD  
(Path)  
Consultant Pathologist

Dr. D. Ghosh Dastidar, MSc, PhD,  
FIC, CSci, CChem MRSC (England)  
Consultant Clinical Biochemist





Name : BALA RAM DAS  
 Visit No. : CPL/V10411302  
 Age/Gender : 65 Y/Male  
 Sample Received From : ARATRIKA TRIBENI  
 Referred by : DR. GOVT. HOSPITAL

Patient No. : CPL/P10411215  
 Registered On : 05/01/2022 15:54  
 Collected On : 05/01/2022 16:21  
 Reported On : 05/01/2022 20:20

### Final Report

Test Name / Method	Results	Units	Reference Range	Sample Type
<b>CLINICAL BIOCHEMISTRY</b>				
Urea Creatinine				
UREA	42.6	mg/dl	0-50	SERUM
Method : Urease GLDH				
SERUM CREATININE	2.71	mg/dl	0.67 - 1.3	
Method : Jaffe Kinetic				

Comment : Please Correlate with the Clinical Conditions.

\*\*\* End Of Report \*\*\*

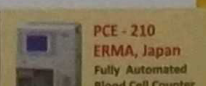
RESULT VERIFIED BY : AVIJIT

Dr. Subrata Pal, MD ( Path)

Consultant Pathologist

Dr. D. Ghosh Dastidar, MSc, PhD,  
FIC, CSci, CChem MRSC (England)

Consultant Clinical Biochemist







MC-2916

NABH Certified Hospital

Patient Name :	RUKIYA BIBI	Age :	60 YEAR
Ref. Dr. Name :	Dr. HOSPITAL	Sex :	Female
Collection Date & Time :	05/01/2022 3:40 PM	Report Date & Time :	05/01/2022 5:10PM
Type of Primary Sample :	PLASMA	Visit No	29713

Investigation	Method	Result	Unit	Reference Value
GLUCOSE (PP)	GOD-POD	266	mg/dL	60 - 145

Interpretation : \* Checked twice

End of Report

*N. Mondal.*

**Dr.N.Mondal**

M.B.B.S. (Cal),DO (RIO,Kol)

MD(Biochemistry)

Consultant Biochemist


**PAPAI GHOSH**

Prepared By:

**Dr.A.Chatterjee**

M.B.B.S.,MD (Microbiology)

Consultant Microbiologist





NABH Certified Hospital

BIOCHEMISTRY REPORT

Patient Name :	BALA RAM DAS	Age :	65 YEAR
Ref. Dr. Name :	Dr. HOSPITAL	Sex :	Male
Collection Date & Time :	05/01/2022 4:10PM	Report Date & Time :	05/01/2022 5:10PM
Type of Primary Sample :	SERUM	Visit No	29719

Investigation	Method	Result	Unit	Reference Value
Creatinine	JAFFES	2.56	mg/dL	0.6 - 1.2

Interpretation : \*Checked twice.

End of Report

*N. Mondal*

**Dr.N.Mondal**

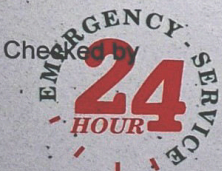
M.B.B.S. (Cal),DO (RIO,Kol)  
MD(Biochemistry)

Consultant Biochemist  
**PAPAI GHOSH**

Prepared By:

**Dr.A.Chatterjee**

M.B.B.S.,MD (Microbiology)  
Consultant Microbiologist




# KASTURI DIAGNOSTIC CENTRE

(A UNIT OF KASTURI MEDICAL CENTRE PVT. LTD.)




5, Diamond Harbour Road,  
Thakurpukur 3A Bus Terminus,  
Kolkata-700 104  
☎ : +91-33-6614 1941 / 1915 / 1916 / 1917  
E-mail : kasturipathology@gmail.com  
Website : www.kasturimedicalcentre.com

**Patient ID :** BNO/230322/035486      **Request No.:** RPT/0325157      **Lab ID. :** 30  
**Patient Name :** MR. BALARAM DAS  
**Patient Address :**   
**Name of refer Doctor :** SELF      **Age :** 65 Yrs. **Sex :** MALE  
**Sample Collection Date&Time :** 05/01/2022 06:00 PM      **Test Completion Date&Time :** 05/01/2022 9:00 PM  
**Contact No. :**  
**PRIMARY SAMPLE :** BLOOD

TEST NAME	METHOD	RESULT	UNIT	BIOLOGICAL REFERENCE
UREA	UREASE	43.8	mg/dL	10 - 50
CREATININE	ALKALINE PICRATE	2.65*	mg/dL	0.5 - 1.4

\* {VALUE RECHECKED.CLINICAL CORRELATION SUGGESTED.}



\* The results relate to the sample tested only. Partial reproduction of the report is prohibited.

DR. S. PATHAK  
MD (PATH)  
Consultant Pathologist

DR. A. SARKAR  
MD (PATH)  
Consultant Pathologist

DR. A. ROY  
DNB (PATH)  
Consultant Pathologist

DR. M. BISWAS  
MD (BIO)  
Consultant Biochemist

DR. S. GUHA  
MD (BIO)  
Consultant Biochemist

Type Done by : *P*


Checked by : *[Signature]*

# KASTURI DIAGNOSTIC CENTRE

(A UNIT OF KASTURI MEDICAL CENTRE PVT. LTD.)



5, Diamond Harbour Road,  
Thakurpukur 3A Bus Terminus,  
Kolkata-700 104  
☎ : +91-33-6614 1941 / 1915 / 1916 / 1917  
E-mail : kasturipathology@gmail.com  
Website : www.kasturimedicalcentre.com


**Patient ID :** BNO/230322/035485      **Request No.:** RPT/0325154      **Lab ID. :** 29  
**Patient Name :** MRS. RUKIYA BIBI  
**Patient Address :**   
**Name of refer Doctor :** SELF      **Age : 60 Yrs. Sex :** FEMALE  
**Sample Collection Date&Time :** 05/01/2022 03:30 PM      **Test Completion Date&Time :** 05/01/2022 8:30 PM

PRIMARY SAMPLE : BLOOD

Page 1 of 1

TEST NAME	METHOD	RESULT	UNIT	BIOLOGICAL REFERENCE
<b>GLUCOSE PROFILE</b>				
PPBS (POSTPRANDIAL PLASMA GLUCOSE) (2 hrs. after Breakfast / meal/ 75 gm glucose)	GOD POD	272*	mg/dL	Upto 160

\* {VALUE RECHECKED.CLINICAL CORRELATION SUGGESTED.}



\* The results relate to the sample tested only. Partial reproduction of the report is prohibited.


DR. S. PATHAK  
MD (PATH)  
Consultant Pathologist

DR. A. SARKAR  
MD (PATH)  
Consultant Pathologist

DR. A. ROY  
DNB (PATH)  
Consultant Pathologist

DR. M. BISWAS  
MD (BIO)  
Consultant Biochemist

DR. S. GUHA  
MD (BIO)  
Consultant Biochemist

Type Done by : 

Checked by : 