

CHRISTIAN MEDICAL COLLEGE

DEPARTMENT OF CLINICAL BIOCHEMISTRY

CMC EXTERNAL QUALITY ASSURANCE SCHEME

MONTHLY SUMMARY REPORT - FEBRUARY 2022



PC-1024

Lab Name	RELIANCE MEDICAL CENTER CBM PROJECT LALPUR	Lab No	14872
Constituent Group	Chemistry I	Date of Result Entered :	19/02/2022
PT item	Lyophilized Serum	Date of Report Published :	05/03/2022

Sl.No	Analyte	Method / Principle Name	Analyzer Name	No of Participants	DV	Participants		Your Value	SDI	U
						CV	SD			
1	GLUCOSE	Hexokinase	Roche C111, C311, Integra 400 plus, C501, C502, C702	269	287.28	3.92	11.25	285.02 mg/dL	-0.20	1.37
2	UREA	Urease UV / GLDH	Roche C111, C311, Integra 400 plus, C501, C502, C702	275	27.12	6.52	1.77	28.6 mg/dL	0.84	0.21
3	CREATININE	Jaffes End point	Any Analyser (Automation / Semi Automation)	335	1.12	13.07	0.15	1.15 mg/dL	0.21	0.02
4	T.BILIRUBIN	Diazonium salt (Colorimetric) / Jendrassik	Roche C111, C311, Integra 400 plus, C501, C502, C702	266	4.78	5.13	0.24	5.4 mg/dL	2.53	0.03
5	T-PROTEIN	Biuret - Colorimetric	Roche C111, C311, Integra 400 plus, C501, C502, C702	276	5.09	3.38	0.17	5.2 g/dL	0.64	0.02
6	ALBUMIN	BCG - colorimetric	Roche C111, C311, Integra 400 plus, C501, C502, C702	266	3.38	4.29	0.14	3.2 g/dL	-1.24	0.02
7	CALCIUM	5-Nitro-5-methyl-BAPTA	Roche C111, C311, Integra 400 plus, C501, C502, C702	219	10.78	3.02	0.33	8.6 mg/dL	-6.69	0.04
8	URIC ACID	Enzymatic / Uricase Colorimetric	Roche C111, C311, Integra 400 plus, C501, C502, C702	266	3.79	4.38	0.17	3.7 mg/dL	-0.54	0.02
9	CHOLESTEROL	CHOD-PAP	Roche C111, C311, Integra 400 plus, C501, C502, C702	285	111.05	4.49	4.99	102.21 mg/dL	-1.77	0.59
10	TRIGLYCERIDE	GPO-PAP / Enzymatic Colorimetric / End Point	Roche C111, C311, Integra 400 plus, C501, C502, C702	253	114.62	5.46	6.26	100.85 mg/dL	-2.20	0.79
11	HDL CHO	Direct method / Enzymatic colorimetric	Roche C111, C311, Integra 400 plus, C501, C502, C702	249	23.86	4.68	1.12	26.45 mg/dL	2.32	0.14
12	AST	UV kinetic(with & without PLP (P-5-P))	Roche C111, C311, Integra 400 plus, C501, C502, C702	233	133.31	5.27	7.02	142.8 U/L	1.35	0.92
13	ALT	UV kinetic(with & without PLP (P-5-P))	Roche C111, C311, Integra 400 plus, C501, C502, C702	231	77.50	6.56	5.08	80.6 U/L	0.61	0.67
14	ALP	PNP AMP kinetic	Roche C111, C311, Integra 400 plus, C501, C502, C702	270	66.72	7.74	5.17	60 U/L	-1.30	0.63

SDI Range	Interpretation
Within -1.00 to +1.00	Excellent.
Within ± 1.01 to ± 2.00	Good.
Within ± 2.01 to ± 2.99	Accept with caution. Warning Signal.
Beyond ± 3.0	Unacceptable performance. Action Signal.

LAB ADDRESS :

RELIANCE MEDICAL CENTER CBM PROJECT LALPUR
 RELIANCE INDUSTRIES LIMITED, COAL BED METHANE PROJECT (CBM), PETROLEUM (E&P), LALPUR, BURHAR
 SHAHDOL
 MADHYA PRADESH 484110

Pamela Christudoss

Coordinator Contact Details:
Email: clinq@cmcvellore.ac.in
Contact Number: 0416-2283102


Dr. Pamela Christudoss
CMC EQAS Coordinator
Christian Medical College, Vellore

Homogeneity and Stability of the sample is passed.

Data in CMC EQAS reports is confidential

CMC EQAS does not sub contract any components

******* End of Report *******

Interlab Comparison Log Log No: GN-19 Reliance PLMC:		 Reliance Industries Limited
Issue No/Date: 01 / 28/02/2022	Version No/Date: 1.0 /28/02/2022	Review Due Date: 27/02/2023

Month & Year: *MARCH 2022*

S. no	Date	Parameters	Lab Id No	Lab 1	Lab 2	Remarks
1.	6/3/22	Calcium	1598702	(Reliance) 11.47	(Suburban) 11.50	% diff = -0.2% (Acceptable)

Checked By:

Padmini

Status: Controlled		
Ms. Padmini Sharma	Dr. Anshu Hotani	Dr. Anshu Hotani
Prepared By: Quality Manager	Reviewed By: Lab Director	Approved By: Lab Director

4/2/2022



Medical Centre - Shahdol
Shahdol,

CBM Medical Laboratory

Final Test Report

Patient Name Arnab Kar Age / Sex 31 Year(s) 6 Month(s) / M
Case No 1598702 Ref By Dr Dr. Satyaprakash Singh Exam Date 05 Mar 2022

Parameter	Result	Unit	Biological Ref. Interval	Test Method
Sample ID:		Collection Dt:	<u>05 Mar 22 10:57</u>	Rep Status: <u>Final</u>
Received Dt:	<u>05 Mar 22 10:57</u>	Reporting Dt:	<u>05 Mar 22 10:57</u>	Approval Dt: <u>05 Mar 22 10:57</u>
Test Name:	Bio Chemistry (Calcium), serum			


S. Calcium **11.47** mg/dl 8.10 - 10.4 Arsenazo III colorimetric

Checked & Prepared By:

Approved and Released By: Dr. Anshu Hotani
Pathologist-MP 12080

This is electronically generated report, does not require any signature.

----- End Of Report -----



Use a QR Code Scanner
Application To Scan the Code

CID : 2209121539
Name : ARNAB KAR
Age / Gender : 31 Years / Male
Consulting Dr. : Reliance
Reg. Location : JABALPUR

Collected : 06-Mar-2022 / 14:30
Reported : 06-Mar-2022 / 17:20

R
E
P
O
R
T

CALCIUM

<u>PARAMETER</u>	<u>RESULTS</u>	<u>BIOLOGICAL REF RANGE</u>	<u>METHOD</u>
CALCIUM, Serum	11.5	8.6-10.0 mg/dl	N-BAPTA

*Sample processed at SUBURBAN DIAGNOSTICS (INDIA) PVT. LTD JABALPUR LAB

*** End Of Report ***




N. Bhalla
Dr. NIRMAL BHALLA
M.D. (PATH)
Pathologist

S. Khan
Dr. SHAHAR KHAN
M.D. (PATH)
Pathologist

ADDRESS: 2nd Floor, Aston, Sundervan Complex, Above Mercedes Showroom, Andheri West - 400053

HEALTHLINE - MUMBAI: 022-6170-0000 | OTHER CITIES: 1800-266-4343

For Feedback - customerservice@suburbandiagnosics.com | www.suburbandiagnosics.com



CHRISTIAN MEDICAL COLLEGE

DEPARTMENT OF CLINICAL BIOCHEMISTRY

CMC EXTERNAL QUALITY ASSURANCE SCHEME

MONTHLY SUMMARY REPORT - OCTOBER 2021



PC-1024

Lab Name **RELIANCE MEDICAL CENTER CBM PROJECT LALPUR** Lab No **14872**
 Constituent Group **Chemistry I** Date of Result Entered : **19/10/2021**
 PT item **Lyophilized Serum** Date of Report Published : **01/11/2021**

Sl.No	Analyte	Method / Principle Name	Analyzer Name	No of Participants	DV	Participants		Your Value	SDI	U
						CV	SD			
1	GLUCOSE	Hexokinase	Roche C111, C311, Integra 400 plus, C501, C502, C702	289	328.29	3.71	12.20	340.05 mg/dL	0.96	1.43
2	UREA	Urease UV / GLDH	Roche C111, C311, Integra 400 plus, C501, C502, C702	301	41.93	6.45	2.71	43.2 mg/dL	0.47	0.31
3	CREATININE	Jaffes End point	Any Analyser (Automation / Semi Automation)	390	1.13	13.06	0.15	1.2 mg/dL	0.48	0.01
4	T.BILIRUBIN	Diazonium salt (Colorimetric) / Jendrassik	Roche C111, C311, Integra 400 plus, C501, C502, C702	284	6.18	4.94	0.30	6.6 mg/dL	1.38	0.04
5	T-PROTEIN	Biuret - Colorimetric	Roche C111, C311, Integra 400 plus, C501, C502, C702	296	4.82	4.13	0.20	4.8 g/dL	-0.10	0.02
6	ALBUMIN	BCG - colorimetric	Roche C111, C311, Integra 400 plus, C501, C502, C702	288	3.21	4.51	0.14	3.28 g/dL	0.48	0.02
7	CALCIUM	5-Nitro-5-methyl-BAPTA	Roche C111, C311, Integra 400 plus, C501, C502, C702	231	9.52	4.41	0.42	9.56 mg/dL	0.10	0.06
8	URIC ACID	Enzymatic / Uricase Colorimetric	Roche C111, C311, Integra 400 plus, C501, C502, C702	284	5.12	4.82	0.25	5.5 mg/dL	1.54	0.03
9	CHOLESTEROL	CHOD-PAP	Roche C111, C311, Integra 400 plus, C501, C502, C702	301	100.44	4.65	4.67	110.4 mg/dL	2.13	0.54
10	TRIGLYCERIDE	GPO-PAP / Enzymatic Colorimetric / End Point	Roche C111, C311, Integra 400 plus, C501, C502, C702	273	106.61	5.33	5.68	105.7 mg/dL	-0.16	0.69
11	HDL CHO	Direct method / Enzymatic colorimetric	Roche C111, C311, Integra 400 plus, C501, C502, C702	264	22.57	4.91	1.11	22.02 mg/dL	-0.50	0.14
12	AST	UV kinetic with PLP (P-5-P)	Roche C111, C311, Integra 400 plus, C501, C502, C702	102	209.06	7.04	14.72	220 U/L	0.74	2.91
13	ALT	UV kinetic with PLP (P-5-P)	Roche C111, C311, Integra 400 plus, C501, C502, C702	103	73.86	9.87	7.29	80 U/L	0.84	1.44
14	ALP	PNP AMP kinetic	Roche C111, C311, Integra 400 plus, C501, C502, C702	288	88.33	8.34	7.37	85 U/L	-0.45	0.87

SDI Range	Interpretation
Within -1.00 to +1.00	Excellent.
Within ± 1.01 to ± 2.00	Good.
Within ± 2.01 to ± 2.99	Accept with caution. Warning Signal.
Beyond ± 3.0	Unacceptable performance. Action Signal.

LAB ADDRESS :

RELIANCE MEDICAL CENTER CBM PROJECT LALPUR
 RELIANCE INDUSTRIES LIMITED, COAL BED METHANE PROJECT (CBM), PETROLEUM (E&P), LALPUR, BURHAR SHAHDOL
 MADHYA PRADESH 484110

Pamela Christudoss

Coordinator Contact Details:
Email: clinq@cmcvellore.ac.in
Contact Number: 0416-2283102

Dr. Pamela Christudoss
CMC EQAS Coordinator
Christian Medical College, Vellore

Homogeneity and Stability of the sample is passed.

Data in CMC EQAS reports is confidential

CMC EQAS does not sub contract any components

******* End of Report *******