

# Result Reprint

27-Mar-2022 To 01-Apr-2022

Test	Result	Unit	Flag	Curve #	Result Date
BIT	0.0010	-		25169	27-Mar-2022 12:21:11
BIT	0.1777	-		25170	27-Mar-2022 12:21:29
UREA	-0.0050	-		25171	27-Mar-2022 12:21:47
UREA	-0.1504	-		25172	27-Mar-2022 12:22:05
CRE	0.0005	-		25173	27-Mar-2022 12:22:23
CRE	0.0314	-		25174	27-Mar-2022 12:22:41
GLU	0.0488	-		25175	27-Mar-2022 12:23:35
GLU	0.7487	-		25176	27-Mar-2022 12:23:53
TRIG	0.0114	-		25177	27-Mar-2022 12:24:11
TRIG	0.2484	-		25178	27-Mar-2022 12:24:30
CHOL	0.0759	-		25179	27-Mar-2022 12:24:48
CHOL	0.3428	-		25180	27-Mar-2022 12:25:06
UA	0.0027	-		25181	27-Mar-2022 12:25:24
UA	0.0781	-		25182	27-Mar-2022 12:25:42
ALBD	0.0793	-		25183	27-Mar-2022 12:26:00
ALBD	0.6207	-		25184	27-Mar-2022 12:26:18
PRO	0.0880	-		25185	27-Mar-2022 12:26:36

INTERNAL QUALITY CONTROL


MISPA VIVA - SEMI AUTO ANALYZER

NORMAL CONTROL

DATE : 01.03.2022

LEVEL - 1

S.NO	TEST NAME	MEAN VALUE	INTERVAL VALUE	TEST VALUE
1	SUGAR	85.96	73.07 - 98.86	94.7
2	UREA	36.78	31.27 - 42.30	39.8
3	CREATININE	1.1	0.91 - 1.29	1.18
4	URIC ACID	6.12	5.20 - 7.04	6.15
5	CHOLETSEROL	140.73	119.62 - 161.84	141.1
6	TRIGLYCERIDES	109.19	92.81 - 125.57	110.5
7	TOTAL BILIRUBIN	1.46	1.10 - 1.83	1.52
8	TOTAL PROTEIN	5.9	5.02 - 6.79	5.97
9	ALBUMIN	3.52	2.99 - 4.05	3.62

  
Lab. Incharge Sign  
New Green Lab  
& Biopsy Centre  
1/786, 7th Street,  
Bharathi Nagar,  
Ramanathapuram.

INTERNAL QUALITY CONTROL

MISPA VIVA - SEMI AUTO ANALYZER

NORMAL CONTROL

DATE : 02.03.2022

LEVEL - 1

S.NO	TEST NAME	MEAN VALUE	INTERVAL VALUE	TEST VALUE
1	SUGAR	85.96	73.07 - 98.86	86.7
2	UREA	36.78	31.27 - 42.30	37.8
3	CREATININE	1.1	0.91 - 1.29	1.19
4	URIC ACID	6.12	5.20 - 7.04	6.25
5	CHOLETSEROL	140.73	119.62 - 161.84	140.5
6	TRIGLYCERIDES	109.19	92.81 - 125.57	110.4
7	TOTAL BILIRUBIN	1.46	1.10 - 1.83	1.45
8	TOTAL PROTEIN	5.9	5.02 - 6.79	6.17
9	ALBUMIN	3.52	2.99 - 4.05	3.62

  
Lab Incharge Sign

**New Green Lab  
& Biopsy Centre**

1/786,7th Street,  
Bharathi Nagar,  
Ramanathapuram.

INTERNAL QUALITY CONTROL

MISPA VIVA - SEMI AUTO ANALYZER

NORMAL CONTROL

DATE : 03.03.2022

LEVEL - 1

S.NO	TEST NAME	MEAN VALUE	INTERVAL VALUE	TEST VALUE
1	SUGAR	85.96	73.07 - 98.86	89.1
2	UREA	36.78	31.27 - 42.30	38.5
3	CREATININE	1.1	0.91 - 1.29	1.25
4	URIC ACID	6.12	5.20 - 7.04	6.15
5	CHOLETSEROL	140.73	119.62 - 161.84	145.5
6	TRIGLYCERIDES	109.19	92.81 - 125.57	116.4
7	TOTAL BILIRUBIN	1.46	1.10 - 1.83	1.51
8	TOTAL PROTEIN	5.9	5.02 - 6.79	6.1
9	ALBUMIN	3.52	2.99 - 4.05	3.61

  
Lab Incharge Sign

**New Green Lab  
& Biopsy Centre**  
1/786, 7th Street,  
Bharathi Nagar,  
Ramanathapuram.

INTERNAL QUALITY CONTROL

MISPA VIVA - SEMI AUTO ANALYZER

NORMAL CONTROL

DATE : 04.03.2022

LEVEL - 1

S.NO	TEST NAME	MEAN VALUE	INTERVAL VALUE	TEST VALUE
1	SUGAR	85.96	73.07 - 98.86	90.9
2	UREA	36.78	31.27 - 42.30	37.7
3	CREATININE	1.1	0.91 - 1.29	1.15
4	URIC ACID	6.12	5.20 - 7.04	6.14
5	CHOLETSEROL	140.73	119.62 - 161.84	141.7
6	TRIGLYCERIDES	109.19	92.81 - 125.57	110.2
7	TOTAL BILIRUBIN	1.46	1.10 - 1.83	1.52
8	TOTAL PROTEIN	5.9	5.02 - 6.79	6.41
9	ALBUMIN	3.52	2.99 - 4.05	3.65

  
Lab Incharge Sign

**New Green Lab  
& Biopsy Centre**  
1/786, 7th Street,  
Bharathi Nagar,  
Ramanathapuram.

INTERNAL QUALITY CONTROL

MISPA VIVA - SEMI AUTO ANALYZER

NORMAL CONTROL

DATE : 05.03.2022

LEVEL - 1

S.NO	TEST NAME	MEAN VALUE	INTERVAL VALUE	TEST VALUE
1	SUGAR	85.96	73.07 - 98.86	88.8
2	UREA	36.78	31.27 - 42.30	36.9
3	CREATININE	1.1	0.91 - 1.29	1.19
4	URIC ACID	6.12	5.20 - 7.04	6.15
5	CHOLETSEROL	140.73	119.62 - 161.84	140.5
6	TRIGLYCERIDES	109.19	92.81 - 125.57	111.7
7	TOTAL BILIRUBIN	1.46	1.10 - 1.83	1.49
8	TOTAL PROTEIN	5.9	5.02 - 6.79	6.34
9	ALBUMIN	3.52	2.99 - 4.05	3.61

  
Lab Incharge Sign

**New Green Lab  
& Biopsy Centre**  
1/786, 7th Street,  
Bharathi Nagar,  
Ramanathapuram.

INTERNAL QUALITY CONTROL

MISPA VIVA - SEMI AUTO ANALYZER

NORMAL CONTROL

DATE : 06.03.2022

LEVEL - 1

S.NO	TEST NAME	MEAN VALUE	INTERVAL VALUE	TEST VALUE
1	SUGAR	85.96	73.07 - 98.86	86.9
2	UREA	36.78	31.27 - 42.30	38.7
3	CREATININE	1.1	0.91 - 1.29	1.25
4	URIC ACID	6.12	5.20 - 7.04	6.25
5	CHOLETSEROL	140.73	119.62 - 161.84	145.5
6	TRIGLYCERIDES	109.19	92.81 - 125.57	112.4
7	TOTAL BILIRUBIN	1.46	1.10 - 1.83	1.51
8	TOTAL PROTEIN	5.9	5.02 - 6.79	5.98
9	ALBUMIN	3.52	2.99 - 4.05	3.35

  
Lab Incharge Sign

**New Green Lab  
& Biopsy Centre**  
1/786, 7th Street,  
Eharathi Nagar,  
Ramanathapuram.

INTERNAL QUALITY CONTROL

MISPA VIVA - SEMI AUTO ANALYZER

NORMAL CONTROL

DATE : 07.03.2022

LEVEL - 1

S.NO	TEST NAME	MEAN VALUE	INTERVAL VALUE	TEST VALUE
1	SUGAR	85.96	73.07 - 98.86	85.5
2	UREA	36.78	31.27 - 42.30	37.7
3	CREATININE	1.1	0.91 - 1.29	1.15
4	URIC ACID	6.12	5.20 - 7.04	6.15
5	CHOLETSEROL	140.73	119.62 - 161.84	141.5
6	TRIGLYCERIDES	109.19	92.81 - 125.57	115.5
7	TOTAL BILIRUBIN	1.46	1.10 - 1.83	1.52
8	TOTAL PROTEIN	5.9	5.02 - 6.79	6.24
9	ALBUMIN	3.52	2.99 - 4.05	3.48

Lab Incharge Sign

**New Green Lab  
& Biopsy Centre**  
1/786, 7th Street,  
Bharathi Nagar,  
Ramanathapuram.



INTERNAL QUALITY CONTROL

MISPA VIVA - SEMI AUTO ANALYZER

NORMAL CONTROL

DATE : 08.03.2022

LEVEL - 1

S.NO	TEST NAME	MEAN VALUE	INTERVAL VALUE	TEST VALUE
1	SUGAR	85.96	73.07 - 98.86	88.2
2	UREA	36.78	31.27 - 42.30	39.5
3	CREATININE	1.1	0.91 - 1.29	1.1
4	URIC ACID	6.12	5.20 - 7.04	6.65
5	CHOLETSEROL	140.73	119.62 - 161.84	143.5
6	TRIGLYCERIDES	109.19	92.81 - 125.57	114.5
7	TOTAL BILIRUBIN	1.46	1.10 - 1.83	1.55
8	TOTAL PROTEIN	5.9	5.02 - 6.79	6.05
9	ALBUMIN	3.52	2.99 - 4.05	3.45

  
Lab Incharge Sign

**New Green Lab  
& Biopsy Centre**  
1786, 7th Street,  
Bharathi Nagar,  
Ramanathapuram.

INTERNAL QUALITY CONTROL


MISPA VIVA - SEMI AUTO ANALYZER

NORMAL CONTROL

DATE : 09.03.2022

LEVEL - 1

S.NO	TEST NAME	MEAN VALUE	INTERVAL VALUE	TEST VALUE
1	SUGAR	85.96	73.07 - 98.86	90.2
2	UREA	36.78	31.27 - 42.30	38.4
3	CREATININE	1.1	0.91 - 1.29	1.15
4	URIC ACID	6.12	5.20 - 7.04	6.85
5	CHOLETSEROL	140.73	119.62 - 161.84	141.5
6	TRIGLYCERIDES	109.19	92.81 - 125.57	115.5
7	TOTAL BILIRUBIN	1.46	1.10 - 1.83	1.52
8	TOTAL PROTEIN	5.9	5.02 - 6.79	6.15
9	ALBUMIN	3.52	2.99 - 4.05	3.5

  
Lab Incharge Sign  
**New Green Lab  
& Blopsy Centre**  
1/786, 7th Street,  
Bharathi Nagar,  
Ramanathapuram.

INTERNAL QUALITY CONTROL

MISPA VIVA - SEMI AUTO ANALYZER

NORMAL CONTROL

DATE : 10.03.2022

LEVEL - 1

S.NO	TEST NAME	MEAN VALUE	INTERVAL VALUE	TEST VALUE
1	SUGAR	85.96	73.07 - 98.86	89.5
2	UREA	36.78	31.27 - 42.30	37.5
3	CREATININE	1.1	0.91 - 1.29	1.2
4	URIC ACID	6.12	5.20 - 7.04	6.39
5	CHOLETSEROL	140.73	119.62 - 161.84	142.5
6	TRIGLYCERIDES	109.19	92.81 - 125.57	118.7
7	TOTAL BILIRUBIN	1.46	1.10 - 1.83	1.55
8	TOTAL PROTEIN	5.9	5.02 - 6.79	6.2
9	ALBUMIN	3.52	2.99 - 4.05	3.58

  
Lab Incharge Sign

**New Green Lab  
& Biopsy Centre**  
1/786, 7th Street,  
Bharathi Nagar,  
Ramanathapuram.

INTERNAL QUALITY CONTROL


MISPA VIVA - SEMI AUTO ANALYZER

NORMAL CONTROL

DATE : 11.03.2022

LEVEL - 1

S.NO	TEST NAME	MEAN VALUE	INTERVAL VALUE	TEST VALUE
1	SUGAR	85.96	73.07 - 98.86	88.1
2	UREA	36.78	31.27 - 42.30	38.2
3	CREATININE	1.1	0.91 - 1.29	1.19
4	URIC ACID	6.12	5.20 - 7.04	6.25
5	CHOLETSEROL	140.73	119.62 - 161.84	144.4
6	TRIGLYCERIDES	109.19	92.81 - 125.57	120.5
7	TOTAL BILIRUBIN	1.46	1.10 - 1.83	1.6
8	TOTAL PROTEIN	5.9	5.02 - 6.79	6.1
9	ALBUMIN	3.52	2.99 - 4.05	3.6

  
Lab Incharge Sign  
**New Green Lab  
& Biopsy Centre**  
1/786, 7th Street,  
Bharathi Nagar,  
Ramanathapuram.

INTERNAL QUALITY CONTROL

MISPA VIVA - SEMI AUTO ANALYZER

NORMAL CONTROL

DATE : 12.03.2022

LEVEL - 1

S.NO	TEST NAME	MEAN VALUE	INTERVAL VALUE	TEST VALUE
1	SUGAR	85.96	73.07 - 98.86	80.5
2	UREA	36.78	31.27 - 42.30	37.2
3	CREATININE	1.1	0.91 - 1.29	1.15
4	URIC ACID	6.12	5.20 - 7.04	5.96
5	CHOLETSEROL	140.73	119.62 - 161.84	134.6
6	TRIGLYCERIDES	109.19	92.81 - 125.57	119.5
7	TOTAL BILIRUBIN	1.46	1.10 - 1.83	1.45
8	TOTAL PROTEIN	5.9	5.02 - 6.79	5.88
9	ALBUMIN	3.52	2.99 - 4.05	3.45

*N. D. S.*

Lab Incharge Sign

**New Green Lab  
& Biopsy Centre**

1/786, 7th Street,  
Bharathi Nagar,  
Rajahmundry, Andhra Pradesh

INTERNAL QUALITY CONTROL

MISPA VIVA - SEMI AUTO ANALYZER

NORMAL CONTROL

DATE : 13.03.2022

LEVEL - 1

S.NO	TEST NAME	MEAN VALUE	INTERVAL VALUE	TEST VALUE
1	SUGAR	85.96	73.07 - 98.86	83.5
2	UREA	36.78	31.27 - 42.30	38.5
3	CREATININE	1.1	0.91 - 1.29	1.14
4	URIC ACID	6.12	5.20 - 7.04	6.15
5	CHOLETSEROL	140.73	119.62 - 161.84	138.4
6	TRIGLYCERIDES	109.19	92.81 - 125.57	121.5
7	TOTAL BILIRUBIN	1.46	1.10 - 1.83	1.4
8	TOTAL PROTEIN	5.9	5.02 - 6.79	5.98
9	ALBUMIN	3.52	2.99 - 4.05	3.5

Lab Incharge Sign

**New Green Lab  
& Biopsy Centre**

1/786, 7th Street,  
Bharathi Nagar,  
Ramanathapuram.

INTERNAL QUALITY CONTROL


MISPA VIVA - SEMI AUTO ANALYZER

NORMAL CONTROL

DATE : 14.03.2022

LEVEL - 1

S.NO	TEST NAME	MEAN VALUE	INTERVAL VALUE	TEST VALUE
1	SUGAR	85.96	73.07 - 98.86	88.8
2	UREA	36.78	31.27 - 42.30	38.5
3	CREATININE	1.1	0.91 - 1.29	1.2
4	URIC ACID	6.12	5.20 - 7.04	5.89
5	CHOLETSEROL	140.73	119.62 - 161.84	135.4
6	TRIGLYCERIDES	109.19	92.81 - 125.57	110.2
7	TOTAL BILIRUBIN	1.46	1.10 - 1.83	1.55
8	TOTAL PROTEIN	5.9	5.02 - 6.79	6.05
9	ALBUMIN	3.52	2.99 - 4.05	3.6

  
Lab Incharge Sign

**New Green Lab  
& Biopsy Centre**  
1/786, 7th Street,  
Bharathi Nagar,  
Ramanathapuram.

INTERNAL QUALITY CONTROL

MISPA VIVA - SEMI AUTO ANALYZER

NORMAL CONTROL

DATE : 15.03.2022    LEVEL - 1

S.NO	TEST NAME	MEAN VALUE	INTERVAL VALUE	TEST VALUE
1	SUGAR	85.96	73.07 - 98.86	82.5
2	UREA	36.78	31.27 - 42.30	37.4
3	CREATININE	1.1	0.91 - 1.29	1.15
4	URIC ACID	6.12	5.20 - 7.04	5.95
5	CHOLETSEROL	140.73	119.62 - 161.84	141.5
6	TRIGLYCERIDES	109.19	92.81 - 125.57	111.5
7	TOTAL BILIRUBIN	1.46	1.10 - 1.83	1.45
8	TOTAL PROTEIN	5.9	5.02 - 6.79	6.15
9	ALBUMIN	3.52	2.99 - 4.05	3.65

*N.P.S*

**Lab Incharge Sign**  
**New Green Lab**  
**& Biopsy Centre**  
1/786, 7th Street,  
Bharathi Nagar,  
Ramanathapuram.



INTERNAL QUALITY CONTROL

MISPA VIVA - SEMI AUTO ANALYZER

NORMAL CONTROL

DATE : 16.03.2022    LEVEL - 1

S.NO	TEST NAME	MEAN VALUE	INTERVAL VALUE	TEST VALUE
1	SUGAR	85.96	73.07 - 98.86	80.8
2	UREA	36.78	31.27 - 42.30	35.5
3	CREATININE	1.1	0.91 - 1.29	1.05
4	URIC ACID	6.12	5.20 - 7.04	5.9
5	CHOLETSEROL	140.73	119.62 - 161.84	129.5
6	TRIGLYCERIDES	109.19	92.81 - 125.57	105.1
7	TOTAL BILIRUBIN	1.46	1.10 - 1.83	1.25
8	TOTAL PROTEIN	5.9	5.02 - 6.79	5.88
9	ALBUMIN	3.52	2.99 - 4.05	3.42

*NRS*

Lab Incharge Sign

**New Green Lab  
& Biopsy Centre**  
1/786, 7th Street,  
Bharathi Nagar,  
Ramanathapuram.

INTERNAL QUALITY CONTROL

MISPA VIVA - SEMI AUTO ANALYZER

NORMAL CONTROL

DATE : 17.03.2022

LEVEL - 1

S.NO	TEST NAME	MEAN VALUE	INTERVAL VALUE	TEST VALUE
1	SUGAR	85.96	73.07 - 98.86	89.2
2	UREA	36.78	31.27 - 42.30	38.5
3	CREATININE	1.1	0.91 - 1.29	1.15
4	URIC ACID	6.12	5.20 - 7.04	6.25
5	CHOLETSEROL	140.73	119.62 - 161.84	138.5
6	TRIGLYCERIDES	109.19	92.81 - 125.57	108.2
7	TOTAL BILIRUBIN	1.46	1.10 - 1.83	1.45
8	TOTAL PROTEIN	5.9	5.02 - 6.79	6.1
9	ALBUMIN	3.52	2.99 - 4.05	3.55

Lab Incharge Sign

**New Green Lab  
& Biopsy Centre**

1/786, 7th Street,  
Bharathi Nagar,  
Ramanathapuram.

INTERNAL QUALITY CONTROL


MISPA VIVA - SEMI AUTO ANALYZER

NORMAL CONTROL

DATE : 18.03.2022

LEVEL - 1

S.NO	TEST NAME	MEAN VALUE	INTERVAL VALUE	TEST VALUE
1	SUGAR	85.96	73.07 - 98.86	92.5
2	UREA	36.78	31.27 - 42.30	40.2
3	CREATININE	1.1	0.91 - 1.29	1.2
4	URIC ACID	6.12	5.20 - 7.04	6.5
5	CHOLETSEROL	140.73	119.62 - 161.84	140.2
6	TRIGLYCERIDES	109.19	92.81 - 125.57	110.5
7	TOTAL BILIRUBIN	1.46	1.10 - 1.83	1.53
8	TOTAL PROTEIN	5.9	5.02 - 6.79	6.25
9	ALBUMIN	3.52	2.99 - 4.05	3.6

  
Lab Incharge Sign  
**New Green Lab  
& Biopsy Centre**  
178b, 7th Street,  
Chennai, India  
www.newgreencentre.com

INTERNAL QUALITY CONTROL


MISPA VIVA - SEMI AUTO ANALYZER

NORMAL CONTROL

DATE : 19.03.2022

LEVEL - 1

S.NO	TEST NAME	MEAN VALUE	INTERVAL VALUE	TEST VALUE
1	SUGAR	85.96	73.07 - 98.86	88.8
2	UREA	36.78	31.27 - 42.30	39.5
3	CREATININE	1.1	0.91 - 1.29	1.12
4	URIC ACID	6.12	5.20 - 7.04	6.45
5	CHOLETSEROL	140.73	119.62 - 161.84	138.5
6	TRIGLYCERIDES	109.19	92.81 - 125.57	108.4
7	TOTAL BILIRUBIN	1.46	1.10 - 1.83	1.6
8	TOTAL PROTEIN	5.9	5.02 - 6.79	6.2
9	ALBUMIN	3.52	2.99 - 4.05	3.5

  
Lab Incharge Sign

**New Green Lab  
& Biopsy Centre**

1/786, 7th Street,  
Bharathi Nagar,  
Ramanathapuram.

INTERNAL QUALITY CONTROL

MISPA VIVA - SEMI AUTO ANALYZER

NORMAL CONTROL

DATE : 20.03.2022

LEVEL - 1

S.NO	TEST NAME	MEAN VALUE	INTERVAL VALUE	TEST VALUE
1	SUGAR	85.96	73.07 - 98.86	90.1
2	UREA	36.78	31.27 - 42.30	38.1
3	CREATININE	1.1	0.91 - 1.29	1.24
4	URIC ACID	6.12	5.20 - 7.04	6.55
5	CHOLETSEROL	140.73	119.62 - 161.84	138.4
6	TRIGLYCERIDES	109.19	92.81 - 125.57	110.8
7	TOTAL BILIRUBIN	1.46	1.10 - 1.83	1.53
8	TOTAL PROTEIN	5.9	5.02 - 6.79	6.35
9	ALBUMIN	3.52	2.99 - 4.05	3.65

  
Lab Incharge Sign

**New Green Lab  
& Biopsy Centre**  
1/786,7th Street,  
Bharathi Nagar,  
Ramanathapuram.

INTERNAL QUALITY CONTROL

MISPA VIVA - SEMI AUTO ANALYZER

NORMAL CONTROL

DATE : 21.03.2022

LEVEL - 1

S.NO	TEST NAME	MEAN VALUE	INTERVAL VALUE	TEST VALUE
1	SUGAR	85.96	73.07 - 98.86	89.1
2	UREA	36.78	31.27 - 42.30	37.5
3	CREATININE	1.1	0.91 - 1.29	1.15
4	URIC ACID	6.12	5.20 - 7.04	6.25
5	CHOLETSEROL	140.73	119.62 - 161.84	139.5
6	TRIGLYCERIDES	109.19	92.81 - 125.57	99.5
7	TOTAL BILIRUBIN	1.46	1.10 - 1.83	1.25
8	TOTAL PROTEIN	5.9	5.02 - 6.79	5.74
9	ALBUMIN	3.52	2.99 - 4.05	3.42

Lab Incharge Sign

**New Green Lab  
& Biopsy Centre**

1/786,7th Street,  
Bharathi Nagar,  
Ramanathapuram.

INTERNAL QUALITY CONTROL

MISPA VIVA - SEMI AUTO ANALYZER

NORMAL CONTROL

DATE : 22.03.2022

LEVEL - 1

S.NO	TEST NAME	MEAN VALUE	INTERVAL VALUE	TEST VALUE
1	SUGAR	85.96	73.07 - 98.86	90.7
2	UREA	36.78	31.27 - 42.30	38.4
3	CREATININE	1.1	0.91 - 1.29	1.22
4	URIC ACID	6.12	5.20 - 7.04	5.89
5	CHOLETSEROL	140.73	119.62 - 161.84	135.1
6	TRIGLYCERIDES	109.19	92.81 - 125.57	101.2
7	TOTAL BILIRUBIN	1.46	1.10 - 1.83	1.35
8	TOTAL PROTEIN	5.9	5.02 - 6.79	5.68
9	ALBUMIN	3.52	2.99 - 4.05	3.55

  
Lab Incharge Sign

**New Green Lab  
& Biopsy Centre**  
1/786,7th Street,  
Bharathi Nagar,  
Ramanathapuram.

INTERNAL QUALITY CONTROL

MISPA VIVA - SEMI AUTO ANALYZER

NORMAL CONTROL

DATE : 23.03.2022

LEVEL - 1

S.NO	TEST NAME	MEAN VALUE	INTERVAL VALUE	TEST VALUE
1	SUGAR	85.96	73.07 - 98.86	91.4
2	UREA	36.78	31.27 - 42.30	39.5
3	CREATININE	1.1	0.91 - 1.29	1.15
4	URIC ACID	6.12	5.20 - 7.04	5.95
5	CHOLETSEROL	140.73	119.62 - 161.84	145.5
6	TRIGLYCERIDES	109.19	92.81 - 125.57	111.5
7	TOTAL BILIRUBIN	1.46	1.10 - 1.83	1.4
8	TOTAL PROTEIN	5.9	5.02 - 6.79	5.8
9	ALBUMIN	3.52	2.99 - 4.05	3.65

Lab Incharge Sign

**New Green Lab  
& Biopsy Centre**

1/786,7th Street,  
Bharathi Nagar,  
Ramanathapuram.



INTERNAL QUALITY CONTROL

MISPA VIVA - SEMI AUTO ANALYZER

NORMAL CONTROL

DATE : 24.03.2022

LEVEL - 1

S.NO	TEST NAME	MEAN VALUE	INTERVAL VALUE	TEST VALUE
1	SUGAR	85.96	73.07 - 98.86	94.5
2	UREA	36.78	31.27 - 42.30	40.1
3	CREATININE	1.1	0.91 - 1.29	1.21
4	URIC ACID	6.12	5.20 - 7.04	6.05
5	CHOLETSEROL	140.73	119.62 - 161.84	142.5
6	TRIGLYCERIDES	109.19	92.81 - 125.57	108.4
7	TOTAL BILIRUBIN	1.46	1.10 - 1.83	1.35
8	TOTAL PROTEIN	5.9	5.02 - 6.79	5.74
9	ALBUMIN	3.52	2.99 - 4.05	3.45

  
Lab Incharge Sign

**New Green Lab  
& Biopsy Centre**  
1/786, 7th Street,  
Bharathi Nagar,  
Ramanathapuram.

INTERNAL QUALITY CONTROL

MISPA VIVA - SEMI AUTO ANALYZER

NORMAL CONTROL

DATE : 25.03.2022

LEVEL - 1

S.NO	TEST NAME	MEAN VALUE	INTERVAL VALUE	TEST VALUE
1	SUGAR	85.96	73.07 - 98.86	89.4
2	UREA	36.78	31.27 - 42.30	38.4
3	CREATININE	1.1	0.91 - 1.29	1.01
4	URIC ACID	6.12	5.20 - 7.04	5.89
5	CHOLETSEROL	140.73	119.62 - 161.84	137.6
6	TRIGLYCERIDES	109.19	92.81 - 125.57	107.4
7	TOTAL BILIRUBIN	1.46	1.10 - 1.83	1.42
8	TOTAL PROTEIN	5.9	5.02 - 6.79	5.78
9	ALBUMIN	3.52	2.99 - 4.05	3.65

*NRW*

Lab Incharge Sign  
**New Green Lab  
& Biopsy Centre**  
1/786,7th Street,  
Bharathi Nagar,  
Ramanathapuram.

INTERNAL QUALITY CONTROL

MISPA VIVA - SEMI AUTO ANALYZER

NORMAL CONTROL

DATE : 26.03.2022

LEVEL - 1

S.NO	TEST NAME	MEAN VALUE	INTERVAL VALUE	TEST VALUE
1	SUGAR	85.96	73.07 - 98.86	81.4
2	UREA	36.78	31.27 - 42.30	37.1
3	CREATININE	1.1	0.91 - 1.29	0.98
4	URIC ACID	6.12	5.20 - 7.04	5.75
5	CHOLETSEROL	140.73	119.62 - 161.84	138.4
6	TRIGLYCERIDES	109.19	92.81 - 125.57	110.1
7	TOTAL BILIRUBIN	1.46	1.10 - 1.83	1.45
8	TOTAL PROTEIN	5.9	5.02 - 6.79	5.85
9	ALBUMIN	3.52	2.99 - 4.05	3.55

  
Lab Incharge Sign  
**New Green Lab  
& Biopsy Centre**  
1/786, 7th Street,  
Bharathi Nagar,  
Ramanathapuram.

INTERNAL QUALITY CONTROL


MISPA VIVA - SEMI AUTO ANALYZER

NORMAL CONTROL

DATE : 27.03.2022

LEVEL - 1

S.NO	TEST NAME	MEAN VALUE	INTERVAL VALUE	TEST VALUE
1	SUGAR	85.96	73.07 - 98.86	90.8
2	UREA	36.78	31.27 - 42.30	39.4
3	CREATININE	1.1	0.91 - 1.29	1.15
4	URIC ACID	6.12	5.20 - 7.04	6.25
5	CHOLETSEROL	140.73	119.62 - 161.84	140.5
6	TRIGLYCERIDES	109.19	92.81 - 125.57	110.4
7	TOTAL BILIRUBIN	1.46	1.10 - 1.83	1.5
8	TOTAL PROTEIN	5.9	5.02 - 6.79	6.25
9	ALBUMIN	3.52	2.99 - 4.05	3.95

  
Lab Incharge Sign  
**New Green Lab  
& Biopsy Centre**  
1/786, 7th Street,  
Bharathi Nagar,  
Ramanathapuram.

INTERNAL QUALITY CONTROL


MISPA VIVA - SEMI AUTO ANALYZER

NORMAL CONTROL

DATE : 28.03.2022

LEVEL - 1

S.NO	TEST NAME	MEAN VALUE	INTERVAL VALUE	TEST VALUE
1	SUGAR	85.96	73.07 - 98.86	88.4
2	UREA	36.78	31.27 - 42.30	37.8
3	CREATININE	1.1	0.91 - 1.29	1.05
4	URIC ACID	6.12	5.20 - 7.04	6.15
5	CHOLETSEROL	140.73	119.62 - 161.84	142.5
6	TRIGLYCERIDES	109.19	92.81 - 125.57	111.4
7	TOTAL BILIRUBIN	1.46	1.10 - 1.83	1.35
8	TOTAL PROTEIN	5.9	5.02 - 6.79	5.88
9	ALBUMIN	3.52	2.99 - 4.05	3.44

  
Lab Incharge Sign  
**New Green Lab  
& Biopsy Centre**  
1/786,7th Street,  
Bharathi Nagar,  
Ramanathapuram.

INTERNAL QUALITY CONTROL

MISPA VIVA - SEMI AUTO ANALYZER

NORMAL CONTROL

DATE : 29.03.2022

LEVEL - 1

S.NO	TEST NAME	MEAN VALUE	INTERVAL VALUE	TEST VALUE
1	SUGAR	85.96	73.07 - 98.86	90.7
2	UREA	36.78	31.27 - 42.30	38.4
3	CREATININE	1.1	0.91 - 1.29	1.15
4	URIC ACID	6.12	5.20 - 7.04	5.94
5	CHOLETSEROL	140.73	119.62 - 161.84	141.2
6	TRIGLYCERIDES	109.19	92.81 - 125.57	115.4
7	TOTAL BILIRUBIN	1.46	1.10 - 1.83	1.28
8	TOTAL PROTEIN	5.9	5.02 - 6.79	5.64
9	ALBUMIN	3.52	2.99 - 4.05	3.33

*NPW*

Lab Incharge Sign

**New Green Lab  
& Biopsy Centre**

1/786, 7th Street,  
Bharathi Nagar,  
Ramanathapuram.

INTERNAL QUALITY CONTROL

MISPA VIVA - SEMI AUTO ANALYZER

NORMAL CONTROL

DATE : 30.03.2022

LEVEL - 1

S.NO	TEST NAME	MEAN VALUE	INTERVAL VALUE	TEST VALUE
1	SUGAR	85.96	73.07 - 98.86	84.7
2	UREA	36.78	31.27 - 42.30	36.5
3	CREATININE	1.1	0.91 - 1.29	1.22
4	URIC ACID	6.12	5.20 - 7.04	6.15
5	CHOLETSEROL	140.73	119.62 - 161.84	138.4
6	TRIGLYCERIDES	109.19	92.81 - 125.57	108.4
7	TOTAL BILIRUBIN	1.46	1.10 - 1.83	1.35
8	TOTAL PROTEIN	5.9	5.02 - 6.79	5.64
9	ALBUMIN	3.52	2.99 - 4.05	3.45

  
Lab Incharge Sign

**New Green Lab  
& Biopsy Centre**  
1/786,7th Street,  
Bharathi Nagar,  
Ramanathapuram.

INTERNAL QUALITY CONTROL

MISPA VIVA - SEMI AUTO ANALYZER

NORMAL CONTROL

DATE : 31.03.2022

LEVEL - 1

S.NO	TEST NAME	MEAN VALUE	INTERVAL VALUE	TEST VALUE
1	SUGAR	85.96	73.07 - 98.86	86.4
2	UREA	36.78	31.27 - 42.30	37.5
3	CREATININE	1.1	0.91 - 1.29	1.21
4	URIC ACID	6.12	5.20 - 7.04	5.88
5	CHOLETSEROL	140.73	119.62 - 161.84	135.4
6	TRIGLYCERIDES	109.19	92.81 - 125.57	104.5
7	TOTAL BILIRUBIN	1.46	1.10 - 1.83	1.25
8	TOTAL PROTEIN	5.9	5.02 - 6.79	5.75
9	ALBUMIN	3.52	2.99 - 4.05	3.25

  
Lab Incharge Sign  
**New Green Lab  
& Biopsy Centre**  
1/786,7th Street,  
Bharathi Nagar,  
Ramanathapuram.