

JUNE 2021 / SEROLOGY

Please refer the attached evaluation format/answer template for details on the criteria for evaluation.

Parameter	Your Result	Your Value	Intended Result	Method	Robust Mean	Robust SD	Range	Z & Z'	Max Marks	Your Score
SE1	RA	Negative	Negative	Turbidimetry (n-271)	10.7787	4.3006	0.09 to 133	0.4	2	2
SE2	CRP	Positive	Positive	Turbidimetry (n-406)	70.5501	12.1574	0.76 to 822	-0.4	2	2

NA: Not Applicable

SE3	Parameter	Your Result	Intended result	correct	Incorrect	Max Marks	Your Score
	RPR/VDRL	Negative	Non-Reactive	✓		2	2
TPHA	NOT DONE						
Syphilis ELISA	NOT DONE						

Disclaimer:

This is a confidential document and subject to the rules of confidentiality as described by the ISO 17043:2010 standard.

MEMBER ID:

M 0 4 3 3

SM1	SM2	SM3	CU1	CU2	CU3	SE1	SE2	SE3	Marks obtained
4	4	3.5	18	17	17	2	2	2	69.5
4	4	4	19	17	17	2	2	2	Maximum marks = 71

Signature

Dr. Rani Diana Sahni
Scientific Co-ordinator
Report Dispatch Date:30.10.2021

Signature

Dr. John A Jude Prakash
Quality Manager

Signature

Dr. V. Balaji
PT Co-ordinator

***** End of Report *****

Identification details	Reported	Not reported	Evaluation (7 marks)
Microscopy (Gram stain + Motility)	✓		0 0.5 (1)
Salient culture and biochemical findings enabling final identification (Minimum 3 key characteristics)	✓		1 2 3 (4)
Final identification	✓		0 0.5 1 1.5 (2)

Susceptibility report	EXPECTED REPORT			PARTICIPANT REPORT		MARK	TYPE OF ERROR
	Zone size (mm)	MIC (µg/ml)	Interpretation	Correct	Incorrect	10 marks	Error
Co-trimoxazole	≥16	≤2/38	Susceptible	✓		-1 0 1 (2)	mE/ ME/ VME
Levofloxacin	≥21	≤0.5	Susceptible	✓		-1 0 1 (2)	mE/ ME/ VME
Piperacillin-Tazobactam	≥21	≤16	Susceptible	✓		-1 0 1 (2)	mE/ ME/ VME
Ertapenem	≥22	≤0.5	Susceptible	✓		-1 0 1 (2)	mE/ ME/ VME
Meropenem	≥23	≤1.0	Susceptible	✓		-1 0 1 (2)	mE/ ME/ VME

DECEMBER 2020 / SEROLOGY

Please refer the attached evaluation format/answer template for details on the criteria for evaluation.

	Parameter	Your Result	Your Value	Intended Result			Method	Robust Mean	Robust SD	Range (mg/L)	Z & Z' score	Max Marks	Your Score
				STO	STH	Interpretation							
SE1	RA	Negative	12.20 IU/mL	Negative			Turbidimetry (n-245)	8.5538	4.1086	0.0 to 31.260	0.9	2	2
SE2	WIDAL*	Correct	Correct	STO Negative	STH Negative	Interpretation Negative	Slide agglutination	Not Applicable				2	2
SE3	CRP	Positive	67.13 mg/L	Positive			Turbidimetry (n-330)	60.0593	10.4966	0.08 to 199.9	0.7	2	2

RA: Rheumatoid Factor, CRP: C-reactive Protein. NA: Not Applicable. *Expected value is determined by the Proficiency Testing Provider (PTP).

OCTOBER 2021 / SEROLOGY

Please refer the attached evaluation format/answer template for details on the criteria for evaluation.

Parameter		Your Interpretation		Intended Result			Max Marks	Your Score
		Correct	Incorrect	STO	STH	Interpretation		
SE1	Widal*	✓		Negative	Negative	Not Suggestive of Enteric Fever / Typhoid Fever	2	2

*Expected value is determined by the Proficiency Testing Provider (PTP).


	Parameter	Your Result	Your Value	Intended Result	Method	Robust Mean	Robust SD	Range	Z & Z'	Max Marks	Your Score
SE2	ASO	Negative	Not Reported	Negative	Latex Agglutination (n-450)	Not Applicable				2	2
SE3	CRP	Positive	68.23 mg/L	Positive	Turbidimetry (n-415)	76.8130	13.8291	0.043 to 987	-0.6	2	2

Disclaimer:


This is a confidential document and subject to the rules of confidentiality as described by the ISO 17043:2010 standard.

MEMBER ID: **M 0 4 3 3**

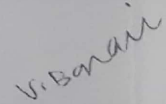
SM1	SM2	SM3	CU1	CU2	CU3	SE1	SE2	SE3	Marks obtained	
4	4	4	17	17	19	2	2	2	71	100%
4	4	4	17	17	19	2	2	2	Maximum marks = 71	



Dr. Rani Diana Sahni
Scientific Co-ordinator
Report Dispatch Date: 15.03.2022



Dr. John A Jude Prakash
Quality Manager



Dr. V. Balaji
PT Co-ordinator

***** End of Report *****