



RML – Quality Assurance Program (RML – QAP)



Date: 07.03.2022

To,
Dr. Anil Savaliya
Arpan Diagnostic Centre LLP,
SV Comple, NR Raj Bank,
Indira Circle, Rajkot Gujarat- 360005

Subject: RML Quality Assurance Program 2022, Cycle-Eleven (11)

Dear Participant,

We confirm your enrollment in our **Quality Assurance Program Cycle-11, 2022**. Mentioned below are some important details.

1. Your Lab Confidential Code is **2449**
2. Field you opted for
 - a) **Extended Biochemistry (Bio-02)**
 - b) **Immunology**
 - c) **Basic Serology (Sero-01)**
 - d) **Urine Routine**

3. You are requested to mention only your **Lab Code** while submitting the results which can also be mailed to us at rmlqap@rmlresearchfoundation.com clearly mentioning your lab code in subject line.

4. Sample dispatch will have prior information.

5. If you have not received the sample within 5 days of dispatch or there is any discrepancy in the sample received. Kindly send an email urgently. So that corrective action can be taken.

6. Please adhere to mentioned time lines.

“QAP program success is dependent on your cooperation”

Chief PT Coordinator

(Dr. Sanjay Mehrotra)



Address: B-171, Nirala Nagar, Lucknow - 226 020, Ph. : 4034100-130 (30-Lines), 4077180, 2788444 Fax : (0522)2788555

Email: rmlresearchfoundation@gmail.com Website: www.rmlpathology.com

Continuous Efforts And Execution Leads To Quality Excellence



IMMUNOLOGY

ALL METHOD REPORT

Lab Code: 2449

Cycle - 11/2022
Round No -3

Date: 05/04/2022


Parameters	Units	No.of. Participants	Group Mean	Standard deviation (SD)	Uncertainty of Assign Values	Range (+ 2 SD)	Your Value	Standard Deviation Index (SDI)
TSH	µIU/ml	40	1.1	0.2	0.04	0.8-1.5	1.13	0.1
T4	nmol/L	38	193.8	120.3	24.39	46.9-434.5	52.50	-1.2
T3	nmol/L	38	4.2	1.1	0.22	2.0-6.4	4.42	0.2
PRL	ng/ml	33	3.8	1.6	0.35	0.5-7.0	2.61	-0.7
LH	mIU/ml	33	5.9	1.4	0.30	3.1-8.7	5.92	0.0
FSH	mIU/ml	33	11.3	3.9	0.85	3.5-19.2	13.82	0.6
Progesterone	ng/mL	10	0.5	0.3	0.12	0.1-1.1	-	-
Beta HCG	mIU/ml	27	0.9	0.8	0.19	0.6-2.4	*0.66	76.9
Testosterone	ng/mL	16	1.1	0.2	0.06	0.7-1.5	-	-
Estradiol	pg/ml	12	40.4	22.5	8.12	4.7-85.4	-	-


Interpretation of SDI:

SDI Value(+/-)	0 - 0.5	0.6 - 0.9	1.0 - 2.0	2.1 - 2.9	≥ 3
Interpretation	Excellent Performance	Good Performance	Acceptable Performance	Marginal Performance Need Improvement	Unacceptable Performance Needs Urgent action

Legends	(*) Excluded From Group Mean	[.] Not Reported	(#)Late Result Submission	(\$)Reported in other Unit
---------	------------------------------	------------------	---------------------------	----------------------------


Chief Coordinator


Dr. Sanjay Mehrotra

Checked By: 

Prepared By: JP

Programme Director


Dr. Bandana Mehrotra

Page 1 of 5





IMMUNOLOGY

METHOD REPORT

Cycle - 11/2022

Date: 05/04/2022

Lab Code: 2449

Round No - 3

Note: Your lab is not the part of this Method Group


Parameters	Units	Method Group	No. of Participants	Method Wise Group Mean	Method Wise Standard deviation (SD)	Method Wise Uncertainty of Assign Values	Method Wise Range (± 2 SD)	Your Value	Method Wise Standard Deviation Index (SDI)
TSH	μ U/ml	Chemiluminescence	12	1.2	0.2	0.07	0.9-1.5	-	-
T4	nmol/L	Chemiluminescence	13	253.7	30.4	10.54	193.0-314.4	-	-
T3	nmol/L	Chemiluminescence	12	4.2	1.8	0.65	0.6-7.7	-	-
PRL	ng/mL	Chemiluminescence	13	2.4	0.3	0.10	1.9-2.9	-	-
LH	mIU/mL	Chemiluminescence	9	5.6	1.2	0.50	3.2-8.0	-	-
FSH	mIU/mL	Chemiluminescence	10	13.3	4.2	1.66	5.0-21.6	-	-


Interpretation of SDI:

SDI Value(+/-)	0 - 0.5	0.6 - 0.9	1.0 - 2.0	2.1 - 2.9	≥ 3
Interpretation	Excellent Performance	Good Performance	Acceptable Performance	Marginal Performance Need Improvement	Unacceptable Performance Needs Urgent action

Legends	(*) Excluded From Group Mean	{.} Not Reported	(#)Late Result Submission	(\$)Reported in other Unit
---------	------------------------------	------------------	---------------------------	----------------------------


Chief Coordinator


Dr. Sanjay Mehrotra

Checked By: 

Prepared By: SV

Programme Director


Dr. Bandana Mehrotra

Page 2 of 5

