

SHREE PATH LAB,REWARI

EQAS CAPA CHECKLIST

Date and time:- 10/04/2022

EQAS sample detail:- CMC EQAS OCTOBER - 2021.

Result detail:- ALL RESULTS ARE ACCEPTABLE EXCEPT
CHOLESTROL AND GLUCOSE.

Outlier detail:- EQAS SAMPLE - CMC OCTOBER 2021, RUN BY
LAB IN-CHARGE PREM SINGH. NO TRANSCRIPTIONAL ERROR
DURING RESULT SUBMISSION ON THE PORTAL. ALL RESULTS FOUND
IN ACCEPTABLE RANGE EXCEPT CHOLESTROL AND GLUCOSE.

Root cause analysis checklist:-

1.	Check for typographical error	OK
2.	Check instrument print for flag or alarm	OK
3.	Check technical staff status	OK
4.	IQC status for any outlier	OK
5.	Sample run procedure step according to SOP	OK
6.	Storage condition of EQAS sample	OK
7.	IQC send for outlier parameter to verify current status	OK
8.	IQC result interpretation	OK

Analysis comment:-


CHECKLIST COMPLETED AND A RANDOM
SAMPLE SENT OUTSIDE LAB FOR VERIFICATION.
RESULT WAS FOUND OUT TO BE SATISFACTORY.


Corrective action taken and preventive action:-


CHEM-7 CALIBRATED FOR GLUCOSE AND
CHOLESTROL PARAMETERS. IQC SAMPLE RESULT
VERIFICATION DONE FOR CURRENT STATUS.


Follow up status:-

IQC TO BE MONITOR FOR ANY SHIFT
OR ANY OUTLIER.


Department in-charge
Dr. Kamal Kant
M.B.B.S., M.D.
DMC - 58271
Shree Path Lab


Technical Staff


Prepared by


Approved by
Dr. Kamal Kant
M.B.B.S., M.D.
DMC - 58271
Shree Path Lab

SHREE PATH LAB,REWARI

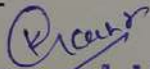
PROBLEM CLASSIFICATION:-

QCAS RESULT FOR CHOLESTROL
AND GLUCOSE ARE REVISED 2SDI :

CORRECTIVE ACTION:-

CHECKED IQC ON 25/03/2022
FOR CHOLESTROL AND GLUCOSE .
NO DEVIATION OR MAJOR DIFFERENCE SEEN ON
PATIENT'S SAMPLE .

REVIEWED BY:-


Dr. Kamal Kant
M.B.B.S., M.D.
DMC - 58271
Shree Path Lab



CHRISTIAN MEDICAL COLLEGE

DEPARTMENT OF CLINICAL BIOCHEMISTRY
CMC EXTERNAL QUALITY ASSURANCE SCHEME
MONTHLY SUMMARY REPORT - FEBRUARY 2022



PC-1024

Lab Name **SHREE PATH LAB** Lab No **14718**
Constituent Group **Chemistry II** Date of Result Entered : **19/02/2022**
PT item **Lyophilized Serum** Date of Report Published : **05/03/2022**

Sl.No	Analyte	Method / Principle Name	Analyzer Name	No of Participants	DV	Participants		Your Value	SDI	U
						CV	SD			
1	GLUCOSE II	GOD-POD II	Any Analyser (Automation / Semi Automation)	1020	269.30	10.10	27.19	236 mg/dL	-1.22	1.70
2	UREA II	Urease UV / GLDH II	Any Analyser (Automation / Semi Automation)	612	29.53	13.54	4.00	26.38 mg/dL	-0.79	0.32
3	T.BILIRUBIN II	Diazonium Salt (Colorimetric) / Jendrassik II	Any Analyser (Automation / Semi Automation)	786	5.13	12.02	0.62	4.69 mg/dL	-0.71	0.04
4	T-PROTEIN II	Biuret - Colorimetric II	Any Analyser (Automation / Semi Automation)	782	5.64	9.45	0.53	6.06 g/dL	0.79	0.04
5	ALBUMIN II	BCG - Colorimetric II	Transasia / Erba	597	3.40	8.90	0.30	3.6 g/dL	0.66	0.02
6	URIC ACID II	Enzymatic / Uricase Colorimetric II	Any Analyser (Automation / Semi Automation)	774	4.73	18.22	0.86	4.95 mg/dL	0.26	0.06
7	CHOLESTROL II	CHOD-PAP II	Any Analyser (Automation / Semi Automation)	985	117.47	11.97	14.06	129.8 mg/dL	0.88	0.90
8	TRIGLYCERIDE II	GPO-PAP / Enzymatic Colorimetric / End Point II	Any Analyser (Automation / Semi Automation)	869	104.61	17.04	17.83	80.62 mg/dL	-1.35	1.21

SDI Range	Interpretation
Within -1.00 to +1.00	Excellent.
Within ± 1.01 to ± 2.00	Good.
Within ± 2.01 to ± 2.99	Accept with caution. Warning Signal.
Beyond ± 3.0	Unacceptable performance. Action Signal.

LAB ADDRESS :

SHREE PATH LAB
ABOVE RATAN ULTRASOUND, OPPOSITE GOVERNMENT GIRLS SCHOOL, CIRCULAR ROAD
REWARI
HARYANA123401

Coordinator Contact Details:
Email: clinqc@cmcvellore.ac.in
Contact Number: 0416-2283102

Pamela Christudoss
Dr. Pamela Christudoss
CMC EQAS Coordinator
Christian Medical College, Vellore

Homogeneity and Stability of the sample is passed.

Data in CMC EQAS reports is confidential

CMC EQAS does not sub contract any components

***** End of Report *****

