

Performance Qualification

Instrument Type: Semi auto chemistry analyzer	Manufacture Name: Mindray
Model Name: Mindray BA88A	Supplier Name: Caregenic Medical Services Pvt Ltd (formally JS Diagnostics)
Installed On: 27/06/2016	Service Engineer: Jibin Joshi

Performance Verification Report

Name of the Customer: Focus Diagnostics, Rajaji Nagar	Instrument Type: : Semi auto chemistry
Model Number: Mindray BA88A	Serial Number: WR/46015206
Date of receipt: 05/02/2022	Date of Installation: 27/06/2016

Performance Check:

Absorbance Check	OK
Photometer Calibration	OK
Aspiration Pump Check	OK
Printer Check	OK

Operational Qualification

Instrument Type: Semi auto chemistry analyzer	Manufacture Name: Mindray
Model Name: Mindray BA88A	Supplier Name: Caregenic Medical Services Pvt Ltd (formally JS Diagnostics)
Installed On: 27/06/2016	Service Engineer: Jibin Joshi

Operational Verification Report



Name of the Customer: Focus Diagnostics, Rajaji Nagar	Instrument Type: Semi auto chemistry
Model Number: Mindray BA88A	Serial Number: WR/46015206
Date of receipt: 05/02/2022	Date of Installation: 27/06/2016

Operational Check:

Reproducibility Check	OK
Standard Results	OK

Result:

Operational verification of has been completed satisfactorily and it is ready for the performance verification

Operations performed by: Jibin Joshi	Checked by: Sunilkumar
Signature: 	Signature: 
Date : 8-02-2022	Date : 8-02-2022

DEALERS: HEMATOLOGY ANALYZER/BLOOD GAS ANALYSER/ELECTROLYTE ANALYZER/CHEMISTRY
ANALYZER AND COMPLETE LABORATORY SERVICE

#1827,1st floor, SVS Arcade, ACES Layout, A Block,Singasandra ,Bangalore-560068
PHONE: 080-25724161, 9740975499, 9611926909

Installation Qualification

Instrument Type: Semi auto chemistry analyzer	Manufacture Name: Mindray
Model Name: Mindray BA88A	Supplier Name: Caregenic Medical Services Pvt Ltd (formally JS Diagnostics)

Operational Verification Report

Instrument Type: Semi auto chemistry	Name of the Customer: Focus Diagnostics, Rajaji Nagar
Serial Number: WR/46015206	Model Number: Mindray BA88A
Date of Installation: 27/06/2016	Date of receipt: 05/02/2022

Power Check:

Power Supply:	OK (234 v)
Earth Voltage	OK (0.02 v)

Physical Check of the equipment



Check for damage	✓	✓
Visual & functional inspection	✓	✓
No damage on internal assembly	✓	✓

System configuration equipment

Positioning of the equipment – flat stable surface	OK	OK
Adequate space around the equipment	OK	OK
Interference to other equipment	OK	OK

Result:

Installed satisfactorily and is ready for operational verification

Installed by: Jibin Joshi	Checked by: SunilKumar
Signature: 	Signature: 
Date: 8-02-2022	Date: 8-02-2022


DEALERS: HEMATOLOGY ANALYZER/BLOOD GAS ANALYSER/ELECTROLYTE ANALYZER/CHEMISTRY ANALYZER AND COMPLETE LABORATORY SERVICE

#1827,1st floor, SVS Arcade, ACES Layout, A Block, Singasandra, Bangalore-560068

PHONE: 080-25724161, 9740975499, 9611926909

Result:

The performance verification of has been completed satisfactorily and Instrument is ready to be placed in service.

Performance Check done in presence of : Jibin Joshi	HOD:  Signature: Date: 9/2/22
Performance check by: Sunilkumar	Checked by: Sunilkumar
Date: 8-02-2022	Date: 8-02-2022

Installation, Operational and Performance Qualification Certificate

The equipment Serial is installed and commissioned. The operational and performance verification is done and observations are:

- All system components are working in normal condition
- All tests were carried out in accordance with qualification protocol and standard operating procedure.
- The performance of the is as per the acceptance criteria.

Identi Assayed Human Sera Level 1 - Normal Control

Cat No: HN1530

Lot No: 1417UN

Expiry: 2023 - 06 - 28

Pack size: 1X5 mL

Normal QC					
Parameter	Method	Mean	Range	1SD	Unit
Glucose	Glucose oxidase	113	96 - 130	8.5	mg/dL
Cholesterol	Cholesterol oxidase	156	136 - 176	10	mg/dL
Triglycerides	Lipase/GPO-PAP, no correction	93.8	78.6 - 109	7.6	mg/dL
HDL-cholesterol	HDL-Ultra	56.4	47.9 - 64.9	4.25	mg/dL
Urea	Urease kinetic	42.9	36.5 - 49.3	3.2	mg/dL
Creatinine	Alkaline picrate-no deproteinization	1.54	1.23 - 1.85	0.16	mg/dL
Uric acid	Uricase peroxidase, with ascorbate oxidase	5.83	5.07 - 6.59	0.38	mg/dL
AST (SGOT)	Tris buffer w/o P5P, 37°C	35	28 - 42	3.5	U/L
ALT (SGPT)	Tris buffer w/o P5P, 37°C	36	29 - 43	3.5	U/L
Alkaline phosphatase	AMP optimised to IFCC 37°C	179	152 - 206	13.5	U/L
Total Proteins	Biuret reaction, end point	5.78	4.63 - 6.93	0.58	g/dL
Albumin	Bromocresol green	4.14	3.52 - 4.76	0.31	g/dL
Total Bilirubin	Diazo, with sulphanilic acid	1.73	1.36 - 2.10	0.37	mg/dL
Direct Bilirubin	Diazo, with sulphanilic acid	1.25	0.989 - 1.51	0.13	mg/dL
Calcium	Arsenazo III	8.86	7.98 - 9.74	0.44	mg/dL
Phosphorus	Phosphomolybdate UV	4.28	3.63 - 4.93	0.33	mg/dL
Magnesium	Xylidyl blue	2.09	1.84 - 2.34	0.13	mg/dL
Amylase	2-chloro-PNPG 3, 37°C	98	83 - 113	7.5	U/L
GGT	Gammaglutamyl-3-carboxy-4-nitroanilide (IFCC) 37°C	52	44 - 60	4	U/L
LDH-L	L-P IFCC 37°C	213	181 - 245	16	U/L
CK NAC	CK NAC (IFCC) 37°C	186	153 - 219	16.5	U/L
Lipase	Roche colorimetric 37°C	31	25 - 37	3	U/L

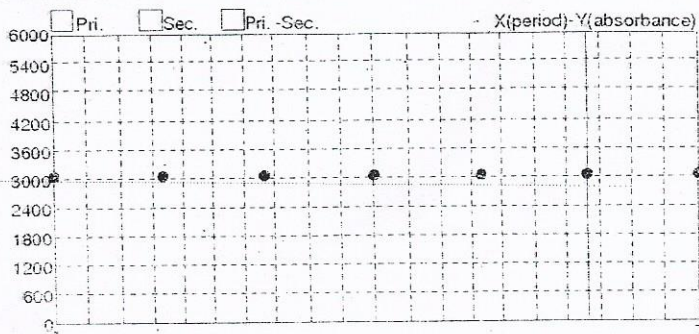
Date: 11.10.2021

Place: Chennai

* PLEASE CHECK OVERLEAF FOR IMPORTANT INSTRUCTIONS

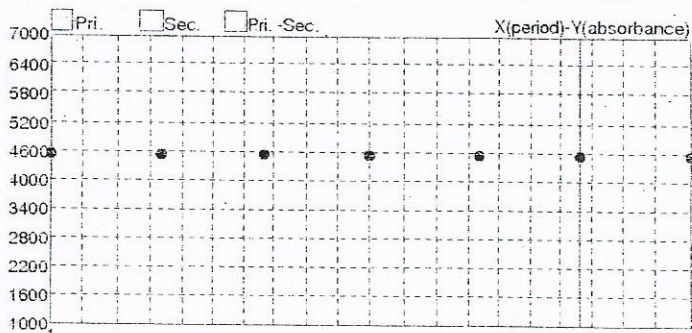
Reac. curve

Test: UA *Uric Acid*
Samp. ID: 2
Reac. Type: Endpoint
Wavelength: 510
Response: 2623
Conc. *6.37*
Test date: 2022-02-08
Print time: 2022-02-08 16:44:42



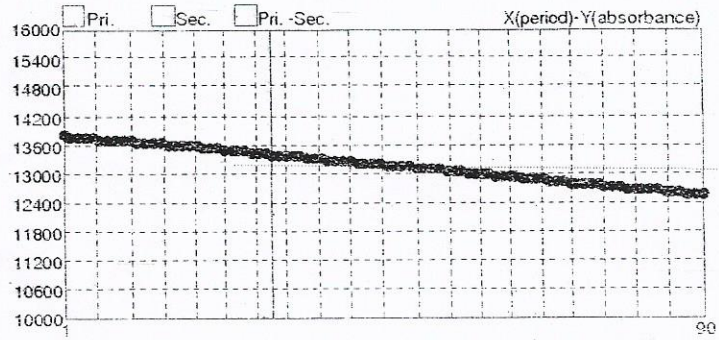
Reac. curve

Test: GLU *glucose*
Samp. ID: 7
Reac. Type: Endpoint
Wavelength: 510
Response: 4351
Conc. *0.1* 122.29
Test date: 2022-02-08
Print time: 2022-02-08 16:49:19



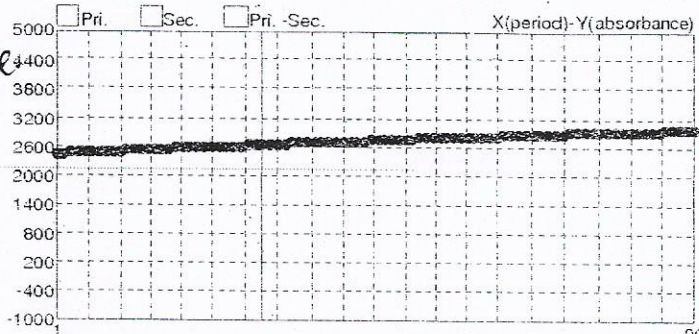
Reac. curve

Test: UREA
Samp. ID: 1
Reac. Type: Fixed-time
Wavelength: 340
Response: -962
Conc. $\theta \text{ E}$ 43.2
Test date: 2022-02-08
Print time: 2022-02-08 17:15:24



Reac. curve

Test: CREAT *Creatinine*
Samp. ID: 7
Reac. Type: Fixed-time
Wavelength: 510
Response: 320
Conc.: *OC* 1.4
Test date: 2022-02-08
Print time: 2022-02-08 18:11:14



(1)	Test Name	Mean	Range	Unit
(1)	Glucose	113	96 - 130	mg/dl
(2)	Urea-	42.9	36.5 - 49.3	mg/dl
(3)	creatinine	1.54	1.23 - 1.85	mg/dl
(4)	Uric acid	5.83	5.07 - 6.59	mg/dl

Date - 17/02/2022

M T W T F S S	
Page No.:	YOUVA
Date:	

(1) Glucose - Value - 116.55

Reac. curve
Name: GLUCOSE
Camp ID: 1
Reac. Type: Endpoint
Wave length: 510
Response: 4482
Conc: 116.55
Test date: 2022-02-17
Print time: 2022-02-17 07:44:29

(2) Urea - Value - 43.9

Reac. curve
Name: UREA BY
Camp ID: 1
Reac. Type: Endpoint
Wave length: 540
Response: 1771
Conc: 43.9
Test date: 2022-02-17
Print time: 2022-02-17 07:44:29

(3) Creatinine Value - 1.30

Reac. curve
Name: CREA
Camp ID: 1
Reac. Type: Endpoint
Wave length: 510
Response: 1730
Conc: 1.30
Test date: 2022-02-17
Print time: 2022-02-17 07:43:33

(4) Uric acid value - 5.32

Reac. curve
Name: uric acid
Camp ID: 3
Reac. Type: Endpoint
Wave length: 510
Response: 2080
Conc.: 5.32
Test date: 2022-02-17
Print time: 2022-02-17 09:04:56

18/02/2022

① Glucose Value :- 123.28

Reac. curve

Test: GLUCOSE
 Samp ID: 2
 Test Type: Endpoint
 Wavelength: 510
 Response: 4241
 Conc.: 123.28
 Test date: 2022-02-18
 Print time: 2022-02-18 08:42:11

Q.C

② Urea Value - 43.0

Reac. curve

Test: UREA UR
 Samp ID: 3
 Test Type: Fixed time
 Wavelength: 340
 Response: -1245
 Conc.: 43.0
 Test date: 2022-02-18
 Print time: 2022-02-18 08:49:51

Q.C

③ Creatinine - value - 1.57

Reac. curve

Test: CREA UR
 Samp ID: 4
 Test Type: Fixed time
 Wavelength: 510
 Response: -41
 Conc.: 1.57
 Test date: 2022-02-18
 Print time: 2022-02-18 09:14:15

Q.C

④ uric acid Value, 6.49

Reac. curve

Test: uric acid
 Samp ID: 2
 Test Type: Endpoint
 Wavelength: 510
 Response: 2536
 Conc.: 6.49
 Test date: 2022-02-18
 Print time: 2022-02-18 08:35:30

Q.C

2022/02/19/02/2022

① Glucose 101.91

Reac. curve
Test: glucose
Samp. ID: 1
Reac. Type: Fixed-time
Wavelength: 510
Response: 1625
Conc.: 56.1
Test date: 2022-02-19
Print time: 2022-02-19 07:51:49

② urea - 56.1

Reac. curve
Test: UREA UV
Samp. ID: 2
Reac. Type: Fixed-time
Wavelength: 340
Response: 1625
Conc.: 56.1
Test date: 2022-02-19
Print time: 2022-02-19 07:51:49

③ Creatinine : 1.58

Reac. curve
Test: creatinin
Samp. ID: 1
Reac. Type: Fixed-time
Wavelength: 510
Response: 351
Conc.: 1.58
Test date: 2022-02-19
Print time: 2022-02-19 07:15:57

④ Uric acid - 7.0

Reac. curve
Test: uric acid
Samp. ID: 1
Reac. Type: End-point
Wavelength: 275
Response: 27
Conc.: 7.00
Test date: 2022-02-19
Print time: 2022-02-19 07:59:40

20/02/2022

21/02/2022

① Glucose - 101.47

Reac. curve

Test: GLUCOSE

Samp. ID: 2

Reac. Type: Endpoint

Wavelength: 510

Response: 391.2

Conc.: 101.47

Test date: 2022-02-20

Print time: 2022-02-20 07:40:28

② Glucose - 99.70

QC

③ Urea - 49.2

Reac. curve

Test: UREA UV

Samp. ID: 2

Reac. Type: Fixed time

Wavelength: 340

Response: 1426

Conc.: 49.2

Test date: 2022-02-20

Print time: 2022-02-20 07:35:21

QC

④ Urea - 40.0

Reac. curve

Test: UREA UV

Samp. ID: 1

Reac. Type: Fixed time

Wavelength: 340

Response: 1160

Conc.: 40.0

Test date: 2022-02-21

Print time: 2022-02-21 06:43:17

QC

⑤ Creatinine, 1.66

Reac. curve

Test: Creatin

Samp. ID: 1

Reac. Type: Fixed-time

Wavelength: 510

Response: 368

Conc.: 1.66

Test date: 2022-02-20

Print time: 2022-02-20 07:10

QC

⑥ Creatinine - 1.84

Reac. curve

Test: Creatin

Samp. ID: 1

Reac. Type: Fixed-time

Wavelength: 510

Response: 412

Conc.: 1.84

Test date: 2022-02-21

Print time: 2022-02-21 06

QC

⑦ uric acid - 5.29

Reac. curve

Test: uric acid

Samp. ID: 3

Reac. Type: Endpoint

Wavelength: 510

Response: 2067

Conc.: 5.29

Test date: 2022-02-20

Print time: 2022-02-20 07:51:17

QC

⑧ uric acid - 6.47

Reac. curve

Test: uric acid

Samp. ID: 1

Reac. Type: Endpoint

Wavelength: 510

Response: 2526

Conc.: 6.47

Test date: 2022-02-21

Print time: 2022-02-21 06:50:08

QC

22/02/2022

22/02/2022

YOUVA

① Glucose - 113.61

Reac. curve

Test: Glucose

Comp. ID: 1

Reac. Type: Fixed-time

Wavelength: 510

Response: 113.61

Conc: 113.61

Test date: 2022-02-23

Print time: 2022-02-23 07:24:24

Q-C

② Glucose - 102.56

Reac. curve

Test: Glucose

Comp. ID: 1

Reac. Type: Fixed-time

Wavelength: 510

Response: 102.56

Conc: 102.56

Test date: 2022-02-23

Print time: 2022-02-23 07:29:29

Q-C

③ Urea - 44.7

Reac. curve

Test: UREA UV

Comp. ID: 1

Reac. Type: Fixed-time

Wavelength: 340

Response: 44.7

Conc: 44.7

Test date: 2022-02-23

Print time: 2022-02-23 07:16:41

Q-C

④ Urea - 48.1

Reac. curve

Test: UREA UV

Comp. ID: 4

Reac. Type: Fixed-time

Wavelength: 340

Response: 48.1

Conc: 48.1

Test date: 2022-02-23

Print time: 2022-02-23 07:23:38

Q-C

⑤ Creatinine - 1.54

Reac. curve

Test: Creatinine

Comp. ID: 1

Reac. Type: Fixed-time

Wavelength: 510

Response: 1.54

Conc: 1.54

Test date: 2022-02-23

Print time: 2022-02-23 07:13:08

Q-C

⑥ Creatinine - 1.65

Reac. curve

Test: Creatinine

Comp. ID: 1

Reac. Type: Fixed-time

Wavelength: 510

Response: 1.65

Conc: 1.65

Test date: 2022-02-23

Print time: 2022-02-23 07:15:00

Q-C

⑦ Uric acid - 6.94

Reac. curve

Test: uric acid

Comp. ID: 1

Reac. Type: Endpoint

Wavelength: 510

Response: 6.94

Conc: 6.94

Test date: 2022-02-23

Print time: 2022-02-23 07:25:19

Q-C

⑧ Uric acid - 5.39

Reac. curve

Test: uric acid

Comp. ID: 1

Reac. Type: Endpoint

Wavelength: 510

Response: 5.39

Conc: 5.39

Test date: 2022-02-23

Print time: 2022-02-23 07:15:56

Q-C

24/02/22

25/02/2022

① Glucose - 99.67

Reac. curve

Test: GLUCOSE QC

Sample ID: 1

Reac. Type: Endpoint

Wavelength: 410

Response: 3033

Conc: 99.67

Test date: 2022-02-24

Print time: 2022-02-24 07:44:16

① Glucose - 126.5

Reac. curve

Test: GLUCOSE Q-C

Sample ID: 2

Reac. Type: Endpoint

Wavelength: 410

Response: 3833

Conc: 126.5

Test date: 2022-02-25

Print time: 2022-02-25 09:24:31

② Urea - 48.4

Reac. curve

Test: UREA UV QC

Sample ID: 2

Reac. Type: Fixed time

Wavelength: 340

Response: -1402

Conc: 48.4

Test date: 2022-02-24

Print time: 2022-02-24 07:47:32

② Urea - 48.8

Reac. curve

Test: UREA UV Q-C

Sample ID: 2

Reac. Type: Fixed time

Wavelength: 340

Response: -1402

Conc: 48.8

Test date: 2022-02-25

Print time: 2022-02-25 09:24:31

③ Creatinine - 1.46

Reac. curve

Test: Creatinine QC

Sample ID: 3

Reac. Type: Fixed time

Wavelength: 510

Response: 324

Conc: 1.46

Test date: 2022-02-24

Print time: 2022-02-24 07:47:35

③ Creatinine - 1.24

Reac. curve

Test: Creatinine Q-C

Sample ID: 3

Reac. Type: Fixed time

Wavelength: 510

Response: 324

Conc: 1.24

Test date: 2022-02-25

Print time: 2022-02-25 09:24:31

④ Uric acid - 5.39

Reac. curve

Test: uric acid QC

Sample ID: 4

Reac. Type: Endpoint

Wavelength: 510

Response: 2100

Conc: 5.39

Test date: 2022-02-24

Print time: 2022-02-24 07:44:19

④ Uric acid - 5.38

Reac. curve

Test: uric acid Q-C

Sample ID: 4

Reac. Type: Endpoint

Wavelength: 510

Response: 2100

Conc: 5.38

Test date: 2022-02-25

Print time: 2022-02-25 09:24:31

26/02/22

27/02/2022

M T W T F S S

Date: 27/02

YOUVA

① Glucose - 97.36

Reac. curve

Test	GLUCOSE
Samp ID	2
Reac Type	Endpoint
Wavelength	510
Response	3744
Conc	97.36
Test date	2022-02-26
Print time	2022-02-26 08:03:27

QC

① Glucose - 111.50

Reac. curve

Test	GLUCOSE
Samp ID	1
Reac Type	Endpoint
Wavelength	510
Response	4289
Conc	111.50
Test date	2022-02-27
Print time	2022-02-27 08:59:22

QC

② Urea - 43.7

Reac. curve

Test	UREA UV
Samp ID	1
Reac Type	Fixed-time
Wavelength	340
Response	1267
Conc	43.7
Test date	2022-02-26
Print time	2022-02-26 07:33:21

QC

② Urea - 48.8

Reac. curve

Test	UREA UV
Samp ID	1
Reac Type	Fixed-time
Wavelength	340
Response	1415
Conc	48.8
Test date	2022-02-27
Print time	2022-02-27 08:56:19

QC

③ Creatinine - 1.28

Reac. curve

Test	creatin
Samp ID	1
Reac Type	Fixed-time
Wavelength	510
Response	325
Conc	1.28
Test date	2022-02-26
Print time	2022-02-26 07:32:55

QC

③ Creatinine - 1.60

Reac. curve

Test	creatin
Samp ID	1
Reac Type	Fixed-time
Wavelength	510
Response	355
Conc	1.60
Test date	2022-02-27
Print time	2022-02-27 08:42:06

QC

④ unc acid - 5.51

Reac. curve

Test	unc acid
Samp ID	1
Reac Type	Endpoint
Wavelength	510
Response	215.1
Conc	5.51
Test date	2022-02-26
Print time	2022-02-26 07:37:15

QC

④ unc acid - 6.09

Reac. curve

Test	unc acid
Samp ID	2
Reac Type	Endpoint
Wavelength	510
Response	2378
Conc	6.09
Test date	2022-02-27
Print time	2022-02-27 09:11:24

QC

28/02/2022

01/03/2022

Page No.: 36

Date:

YOUVA

① Glucose - 97.95

① Glucose - 104.35

Reac. curve

Test	GLUCOSE
Samp. ID	5
Reac. Type	Endpoint
Wavelength	510
Response	1013
Conc.	104.35
Test date	2022-03-01
Print time	2022-03-01 08:23:25

OC

Reac. curve

Test	GLUCOSE
Samp. ID	1
Reac. Type	Endpoint
Wavelength	510
Response	1013
Conc.	104.35
Test date	2022-03-01
Print time	2022-03-01 08:23:25

OC

② urea - 47.7

② urea - 36.2

Reac. curve

Test	UREA (F)
Samp. ID	1
Reac. Type	Fixed-time
Wavelength	340
Response	-1382
Conc.	47.7
Test date	2022-02-28
Print time	2022-02-28 13:17:08

OC

Reac. curve

Test	UREA UV
Samp. ID	1
Reac. Type	Fixed-time
Wavelength	340
Response	-1048
Conc.	36.2
Test date	2022-03-01
Print time	2022-03-01 03:13:16

OC

③ creatinine 1.68

③ creatinine - 1.64

Reac. curve

Test	creatinin
Samp. ID	5
Reac. Type	Fixed-time
Wavelength	510
Response	324
Conc.	1.68
Test date	2022-02-28
Print time	2022-02-28 11:45

OC

Reac. curve

Test	creatinin
Samp. ID	1
Reac. Type	Fixed-time
Wavelength	510
Response	324
Conc.	1.64
Test date	2022-03-01
Print time	2022-03-01 08:08:30

OC

④ uric acid - 5.62

④ uric acid - 5.40

Reac. curve

Test	uric acid
Samp. ID	1
Reac. Type	Endpoint
Wavelength	510
Response	2108
Conc.	5.62
Test date	2022-02-28
Print time	2022-02-28 13:21

OC

Reac. curve

Test	uric acid
Samp. ID	1
Reac. Type	Endpoint
Wavelength	510
Response	2111
Conc.	5.40
Test date	2022-03-01
Print time	2022-03-01 08:26:50

OC

02/03/2022

① Glucose - 100.24

① Glucose - 107.0

Reac. curve
 Test: glucose
 Samp ID: 1
 Reac. Type: Endpoint
 Wavelength: 510
 Response: 4115
 Conc: 107.00
 Test date: 2022-03-02
 Print time: 2022-03-02 12:57:45

QC

Reac. curve
 Test: GLUC - G5
 Samp ID: 1
 Reac. Type: End. cat
 Wavelength: 510
 Response: 4115
 Conc: 107.00
 Test date: 2022-03-03
 Print time: 2022-03-03 07:51:21

QC

② urea - 40.1

② urea - 42.5

Reac. curve
 Test: UREA UV
 Samp ID: 3
 Reac. Type: Fixed time
 Wavelength: 340
 Response: -1152
 Conc: 40.1
 Test date: 2022-03-02
 Print time: 2022-03-02 13:36:33

QC

Reac. curve
 Test: UREA UV
 Samp ID: 1
 Reac. Type: Fixed time
 Wavelength: 340
 Response: -1213
 Conc: 42.5
 Test date: 2022-03-03
 Print time: 2022-03-03 07:42:55

QC

② creatinine - 1.80

② creatinine - 1.44

Reac. curve
 Test: creatini
 Samp ID: 1
 Reac. Type: Fixed time
 Wavelength: 510
 Response: 200
 Conc: 1.80
 Test date: 2022-03-02
 Print time: 2022-03-02 11:27:10

QC

Reac. curve
 Test: creatini
 Samp ID: 1
 Reac. Type: Fixed time
 Wavelength: 510
 Response: 175
 Conc: 1.44
 Test date: 2022-03-03
 Print time: 2022-03-03 07:48:15

QC

④ uric acid - 6.30

④ uric acid - 6.08

Reac. curve
 Test: uric acid
 Samp ID: 2
 Reac. Type: Endpoint
 Wavelength: 510
 Response: 2377
 Conc: 6.08
 Test date: 2022-03-02
 Print time: 2022-03-02 13:30:04

QC

Reac. curve
 Test: uric acid
 Samp ID: 2
 Reac. Type: Endpoint
 Wavelength: 510
 Response: 2377
 Conc: 6.08
 Test date: 2022-03-03
 Print time: 2022-03-03 08:12:03

QC

06/03/22

07/03/22

M T W T F S S

Page No.:

YOUVA

Date:

① Glucose 113.09

② Glucose 97.20

Reac. curve

Test: GLUCOSE
 Samp. ID: 2
 Reac. Type: Endpoint
 Wavelength: 510
 Response: 4349
 Conc.: 113.03
 Test date: 2022-03-06
 Print time: 2022-03-06 08:02:05

Reac. curve

Test: GLUCOSE
 Samp. ID: 1
 Reac. Type: Endpoint
 Wavelength: 510
 Response: 3738
 Conc.: 97.20
 Test date: 2022-03-07
 Print time: 2022-03-07 07:18:45

③ Urea - 41.2

④ Urea - 39.4

Reac. curve

Test: UREA UV
 Samp. ID: 2
 Reac. Type: Fixed-time
 Wavelength: 340
 Response: -1194
 Conc.: 41.2
 Test date: 2022-03-06
 Print time: 2022-03-06 07:31

Reac. curve

Test: UREA UV
 Samp. ID: 1
 Reac. Type: Fixed-time
 Wavelength: 340
 Response: -1112
 Conc.: 39.4
 Test date: 2022-03-07
 Print time: 2022-03-07 07:13:54

⑤ Creatinine 1.62

⑥ Creatinine 1.71

Reac. curve

Test: creatinin
 Samp. ID: 1
 Reac. Type: Fixed-time
 Wavelength: 510
 Response: 350
 Conc.: 1.62
 Test date: 2022-03-06
 Print time: 2022-03-06 07:24:37

Reac. curve

Test: creatinin
 Samp. ID: 1
 Reac. Type: Fixed-time
 Wavelength: 510
 Response: 381
 Conc.: 1.71
 Test date: 2022-03-07
 Print time: 2022-03-07 07:06:48

⑦ Uric acid - 5.94

⑧ Uric acid - 5.89

Reac. curve

Test: uric acid
 Samp. ID: 1
 Reac. Type: Endpoint
 Wavelength: 510
 Response: 2318
 Conc.: 5.94
 Test date: 2022-03-06
 Print time: 2022-03-06 07:33:18

Reac. curve

Test: uric acid
 Samp. ID: 1
 Reac. Type: Endpoint
 Wavelength: 510
 Response: 2301
 Conc.: 5.89
 Test date: 2022-03-07
 Print time: 2022-03-07 07:17:48

08/02/2022

09/03/2022

M T W T F S S

Page No:

YOUVA

Date:

①

Glucose - 106.51

Glucose - 127.2

Reac. curve

Test: GLUCOSE
 Samp ID: 1
 Reac Type: Endpoint
 Wavelength: 510
 Response: 4096
 Conc.: 106.51
 Test date: 2022-03-08
 Print time: 2022-03-08 07:31:33

Reac curve

Test: GLUCOSE
 Samp ID: 1
 Reac Type: Endpoint
 Wavelength: 510
 Response: 4893
 Conc.: 127.23
 Test date: 2022-03-09
 Print time: 2022-03-09 13:25:27

②

Urea - 49.2

Urea - 41.4

Reac. curve

Test: UREA UV
 Samp ID: 1
 Reac Type: Fixed-time
 Wavelength: 340
 Response: -1426
 Conc.: 49.2
 Test date: 2022-03-08
 Print time: 2022-03-08 07:10:4

Reac. curve

Test: UREA UV
 Samp ID: 4
 Reac Type: Fixed-time
 Wavelength: 340
 Response: -1201
 Conc.: 41.4
 Test date: 2022-03-09
 Print time: 2022-03-09 14:29:38

③

Creatin - 1.55

Creatin - 1.51

Reac. curve

Test: creatinin
 Samp ID: 1
 Reac Type: Fixed-time
 Wavelength: 510
 Response: 344
 Conc.: 1.55
 Test date: 2022-03-08
 Print time: 2022-03-08 07:14:58

Reac. curve

Test: creatinin **DC**
 Samp ID: 1
 Reac Type: Fixed-time
 Wavelength: 510
 Response: 336
 Conc.: 1.51
 Test date: 2022-03-09
 Print time: 2022-03-09 09:20:32

④

Uric acid - 5.55

Uric acid 6.1

Reac. curve

Test: uric acid
 Samp ID: 1
 Reac Type: Endpoint
 Wavelength: 510
 Response: 2170
 Conc.: 5.55
 Test date: 2022-03-08
 Print time: 2022-03-08 07:29:57

Reac. curve

Test: uric acid
 Samp ID: 10
 Reac Type: Endpoint
 Wavelength: 510
 Response: 2403
 Conc.: 6.15
 Test date: 2022-03-09

10/03/2022

11/03/2022

① Glucose - 117.12

Reac. curve

Test: GLUCOSE
 Samp. ID: 1
 Reac. Type: Endpoint
 Wavelength: 510
 Response: 4504
 Conc.: 117.12
 Test date: 2022-03-10
 Print time: 2022-03-10 08:01:04

① Glucose - 107.68

Reac. curve

Test: GLUCOSE
 Samp. ID: 1
 Reac. Type: Endpoint
 Wavelength: 510
 Response: 4141
 Conc.: 107.68
 Test date: 2022-03-11
 Print time: 2022-03-11 08:26:32

② urea - 43.0

Reac. curve

Test: UREA UV
 Samp. ID: 1
 Reac. Type: Fixed-time
 Wavelength: 340
 Response: -1245
 Conc.: 43.0
 Test date: 2022-03-10
 Print time: 2022-03-10 07:39:45

② urea - 44.5

Reac. curve

Test: UREA UV
 Samp. ID: 1
 Reac. Type: Fixed-time
 Wavelength: 340
 Response: -1229
 Conc.: 44.5
 Test date: 2022-03-11
 Print time: 2022-03-11 08:05:05

③ uric acid - 6.0

Reac. curve

Test: uric acid
 Samp. ID: 1
 Reac. Type: Endpoint
 Wavelength: 510
 Response: 2347
 Conc.: 6.00
 Test date: 2022-03-10
 Print time: 2022-03-10 08:00:14

③ creatinine - 1.53

Reac. curve

Test: creatinin
 Samp. ID: 1
 Reac. Type: Fixed-time
 Wavelength: 510
 Response: 340
 Conc.: 1.53
 Test date: 2022-03-11
 Print time: 2022-03-11 08:00:02

④ creatinine 1.58

Reac. curve

Test: creatinin
 Samp. ID: 1
 Reac. Type: Fixed-time
 Wavelength: 510
 Response: 352
 Conc.: 1.58
 Test date: 2022-03-10

④ uric acid 6.01

Reac. curve

Test: uric acid
 Samp. ID: 1
 Reac. Type: Endpoint
 Wavelength: 510
 Response: 2347
 Conc.: 6.01
 Test date: 2022-03-11
 Print time: 2022-03-11 08:25:25

12/03/22

12/03/22

① Glucose 111.29

① Glucose 118.50

Reac. curve
 Test: GLUCOSE
 Samp ID: 1
 Reac Type: Endpoint
 Wavelength: 510
 Response: 4280
 Conc: 111.29
 Test date: 2022-03-12
 Print time: 2022-03-12 07:46:54

Reac. curve
 Test: GLUCOSE
 Samp ID: 1
 Reac Type: Endpoint
 Wavelength: 510
 Response: 4560
 Conc: 118.58
 Test date: 2022-03-13
 Print time: 2022-03-13 07:39

② Urea 37.9

② Urea - 40.3

Reac. curve
 Test: UREA UV
 Samp ID: 1
 Reac Type: Fixed-time
 Wavelength: 340
 Response: 1096
 Conc: 37.9
 Test date: 2022-03-12
 Print time: 2022-03-12

Reac. curve
 Test: UREA UV
 Samp ID: 2
 Reac Type: Fixed-time
 Wavelength: 340
 Response: 1167
 Conc: 40.3
 Test date: 2022-03-13
 Print time: 2022-03-13 07:35:25

③ Creatin - 1.53

③ Creatinine 1.48

Reac. curve
 Test: creatin
 Samp ID: 1
 Reac Type: Fixed time
 Wavelength: 510
 Response: 339
 Conc: 1.53
 Test date: 2022-03-12
 Print time: 2022-03-12 07:46:54

Reac. curve
 Test: creatin
 Samp ID: 1
 Reac Type: Fixed time
 Wavelength: 510
 Response: 339
 Conc: 1.48
 Test date: 2022-03-13
 Print time: 2022-03-13 07:39

④ uric acid - 6.6

④ uric acid - 5.0

Reac. curve
 Test: uric acid
 Samp ID: 1
 Reac Type: Endpoint
 Wavelength: 510
 Response: 2591
 Conc: 6.63
 Test date: 2022-03-12
 Print time: 2022-03-12 07:47:35

Reac. curve
 Test: uric acid
 Samp ID: 2
 Reac Type: Endpoint
 Wavelength: 510
 Response: 1955
 Conc: 5.00
 Test date: 2022-03-13
 Print time: 2022-03-13 07:51:42

① Glucose - 100-

Reac. curve	
Test:	GLUCOSE
Samp. ID:	1
Reac. Type:	Endpoint
Wavelength:	510
Response:	3861
Conc.:	100.48
Test date:	2022-03-14
Print time:	2022-03-14 03:23:54

② Glucose 103-8

Reac. curve	
Test:	GLUCOSE
Samp. ID:	1
Reac. Type:	Endpoint
Wavelength:	510
Response:	3992
Conc.:	103.81
Test date:	2022-03-15
Print time:	2022-03-15 07:18:21

③ urea 47-9

3-0

Reac. curve	
Test:	UREA UV
Samp. ID:	2
Reac. Type:	Fixed-time
Wavelength:	340
Response:	-1372
Conc.:	47.3
Test date:	2022-03-14
Print time:	2022-03-14 06:32:52

④ Urea - 45-9

Reac. curve	
Test:	UREA UV
Samp. ID:	1
Reac. Type:	Fixed-time
Wavelength:	340
Response:	-1330
Conc.:	45.9
Test date:	2022-03-15
Print time:	2022-03-15 07:21:52

⑤ creatinine 1.59

Reac. curve	
Test:	creatin
Samp. ID:	2
Reac. Type:	Fixed-time
Wavelength:	510
Response:	354
Conc.:	1.59
Test date:	2022-03-14
Print time:	2022-03-14 06:23:52

⑥ creatinine 1.68

Reac. curve	
Test:	creatin
Samp. ID:	2
Reac. Type:	Fixed-time
Wavelength:	510
Response:	374
Conc.:	1.68
Test date:	2022-03-15
Print time:	2022-03-15 07:09:51

⑦ uric acid 5.91

Reac. curve	
Test:	uric acid
Samp. ID:	7
Reac. Type:	Endpoint
Wavelength:	510
Response:	2307
Conc.:	5.91
Test date:	2022-03-14
Print time:	2022-03-14 09:20:12

⑧ uric acid 5.83

Reac. curve	
Test:	uric acid
Samp. ID:	2
Reac. Type:	Endpoint
Wavelength:	510
Response:	2279
Conc.:	5.83
Test date:	2022-03-15
Print time:	2022-03-15 07:15:18

16/03/22

1) glucose 108.5

Reac. curve
Test: GLUCOSE
Samp ID: 1
Reac.Type: Endpoint
Wavelength: 510
Response: 4159
Conc.: 108.15
Test date: 2022-03-16
Print time: 2022-03-16 13:05:59

2) Glucose 99.85

Reac. curve
Test: GLUCOSE
Samp ID: 1
Reac.Type: Endpoint
Wavelength: 510
Response: 3840
Conc.: 99.55
Test date: 2022-03-17
Print time: 2022-03-17 08:39:41

2) UREA 46.6

Reac. curve
Test: UREA UV
Samp ID: 1
Reac.Type: Fixed-time
Wavelength: 340
Response: -1350
Conc.: 46.6
Test date: 2022-03-16
Print time: 2022-03-16 13:03:46

3) Urea 40.0

Reac. curve
Test: UREA UV
Samp ID: 1
Reac.Type: Fixed-time
Wavelength: 340
Response: -1160
Conc.: 40.0
Test date: 2022-03-17
Print time: 2022-03-17 08:33:47

3) creatin 1.66

Reac. curve
Test: creatinin
Samp ID: 5
Reac.Type: Fixed-time
Wavelength: 510
Response: 369
Conc.: 1.66
Test date: 2022-03-16
Print time: 2022-03-16 12:57:02

4) creatine 1.26

Reac. curve
Test: creatinin
Samp ID: 1
Reac.Type: Fixed-time
Wavelength: 510
Response: 303
Conc.: 1.36
Test date: 2022-03-17
Print time: 2022-03-17 08:29:00

4) uric acid 5.8

Reac. curve
Test: uric acid
Samp ID: 3
Reac.Type: Endpoint
Wavelength: 510
Response: 2288
Conc.: 5.36
Test date: 2022-03-16
Print time: 2022-03-16 13:23:56

5) uric acid = 6.44

Reac. curve
Test: uric acid
Samp ID: 1
Reac.Type: Endpoint
Wavelength: 510
Response: 2517
Conc.: 6.44
Test date: 2022-03-17
Print time: 2022-03-17 08:34:45

18/3/22

19/3

① Glucose 125.78

① Glucose 113.58

Reac. curve
 Test: GLUCOSE
 Samp. ID: 3
 Reac. Type: Endpoint
 Wavelength: 510
 Response: 4837
 Conc.: 125.78
 Test date: 2022-03-18
 Print time: 2022-03-18 08:39:58

Reac. curve
 Test: GLUCOSE
 Samp. ID: 2
 Reac. Type: Endpoint
 Wavelength: 510
 Response: 4368
 Conc.: 113.58
 Test date: 2022-03-19
 Print time: 2022-03-19 11:05:20

① urea 41.9

② urea - 42.9

Reac. curve
 Test: UREA UV
 Samp. ID: 2
 Reac. Type: Fixed-time
 Wavelength: 340
 Response: -1208
 Conc.: 41.7
 Test date: 2022-03-18
 Print time: 2022-03-18 08:02:47

Reac. curve
 Test: UREA UV
 Samp. ID: 1
 Reac. Type: Fixed-time
 Wavelength: 340
 Response: -1242
 Conc.: 42.9
 Test date: 2022-03-19
 Print time: 2022-03-19 07:17:36

① creatinine 1.45

② creatinine 1.52

Reac. curve
 Test: creatinin
 Samp. ID: 1
 Reac. Type: Fixed-time
 Wavelength: 510
 Response: 323
 Conc.: 1.45
 Test date: 2022-03-18
 Print time: 2022-03-18 07:00:53

Reac. curve
 Test: creatinin
 Samp. ID: 1
 Reac. Type: Fixed-time
 Wavelength: 510
 Response: 337
 Conc.: 1.52
 Test date: 2022-03-19
 Print time: 2022-03-19 07:14:05

① uric acid - 5.9

② uric acid - 6.38

Reac. curve
 Test: uric acid
 Samp. ID: 2
 Reac. Type: Endpoint
 Wavelength: 510
 Response: 2312
 Conc.: 5.92
 Test date: 2022-03-18
 Print time: 2022-03-18 07:08:58

Reac. curve
 Test: uric acid
 Samp. ID: 1
 Reac. Type: Endpoint
 Wavelength: 510
 Response: 2494
 Conc.: 6.38
 Test date: 2022-03-19
 Print time: 2022-03-19 07:19:00

20/3/22

Page No. 21/3/22
Date 21/3/22
YOUVA

① Glucose 100

Reac. curve

Test: GLUCOSE
 Samp. ID: 1
 Reac. Type: Endpoint
 Wavelength: 510
 Response: 3881
 Conc.: 100.92
 Test date: 2022-03-20
 Print time: 2022-03-20 07:53:50

① Glucose 102.06

Reac. curve

Test: GLUCOSE
 Samp. ID: 1
 Reac. Type: Endpoint
 Wavelength: 510
 Response: 3925
 Conc.: 102.06
 Test date: 2022-03-21
 Print time: 2022-03-21 13:16:54

2 Urea 43.4

Reac. curve

Test: UREA UV
 Samp. ID: 3
 Reac. Type: Fixed-time
 Wavelength: 340
 Response: -1258
 Conc.: 43.4
 Test date: 2022-03-20
 Print time: 2022-03-20 07:44:30

2} Urea 37.9

Reac. curve

Test: UREA UV
 Samp. ID: 1
 Reac. Type: Fixed-time
 Wavelength: 340
 Response: -1095
 Conc.: 37.9
 Test date: 2022-03-21
 Print time: 2022-03-21 13:01:13

3 Creatin 1.6

Reac. curve

Test: creatinin
 Samp. ID: 1
 Reac. Type: Fixed-time
 Wavelength: 510
 Response: 359
 Conc.: 1.62
 Test date: 2022-03-20
 Print time: 2022-03-20 07:48:30

3} Creatin 1.44

Reac. curve

Test: creatinin
 Samp. ID: 1
 Reac. Type: Fixed-time
 Wavelength: 510
 Response: 319
 Conc.: 1.44
 Test date: 2022-03-21
 Print time: 2022-03-21 13:02:19

4 Uric acid 6.56

Reac. curve

Test: uric acid
 Samp. ID: 2
 Reac. Type: Endpoint
 Wavelength: 510
 Response: 2562
 Conc.: 6.56
 Test date: 2022-03-20
 Print time: 2022-03-20 08:02:00

4} Uric acid 5.00

Reac. curve

Test: uric acid
 Samp. ID: 1
 Reac. Type: Endpoint
 Wavelength: 510
 Response: 1954
 Conc.: 5.00
 Test date: 2022-03-21
 Print time: 2022-03-21 13:12:08

ATUC 22/03/22

① Glucose - 106.48

① Glucose 98.58

Reac. curve
Test: GLUCOSE
Samp. ID: 1
Reac. Type: Endpoint
Wavelength: 510
Response: 3791
Conc.: 98.58
Test date: 2022-03-23
Print time: 2022-03-23 13:20:53

Reac. curve
Test: GLUCOSE
Samp. ID: 1
Reac. Type: Endpoint
Wavelength: 510
Response: 3791
Conc.: 98.58
Test date: 2022-03-23
Print time: 2022-03-23 13:20:53

② Urea 37.9

② Urea 36.1

Reac. curve
Test: UREA UV
Samp. ID: 1
Reac. Type: Fixed-time
Wavelength: 340
Response: -1095
Conc.: 37.9
Test date: 2022-03-23
Print time: 2022-03-23 07:41:11

Reac. curve
Test: UREA UV
Samp. ID: 4
Reac. Type: Fixed-time
Wavelength: 340
Response: -1045
Conc.: 36.1
Test date: 2022-03-23
Print time: 2022-03-23 13:49:26

③ Uric acid 5.46

③ creatin 1.31

Reac. curve
Test: uric acid
Samp. ID: 1
Reac. Type: Endpoint
Wavelength: 510
Response: 2133
Conc.: 5.46
Test date: 2022-03-22
Print time: 2022-03-22 07:15:00

Reac. curve
Test: creatinin
Samp. ID: 1
Reac. Type: Fixed-time
Wavelength: 510
Response: 292
Conc.: 1.31
Test date: 2022-03-23
Print time: 2022-03-23 08:41:32

④ Creatinine 1.37

④ uric acid 5.0

Reac. curve
Test: creatinin
Samp. ID: 1
Reac. Type: Fixed-time
Wavelength: 510
Response: 304
Conc.: 1.37
Test date: 2022-03-22
Print time: 2022-03-22 07:08:33

Reac. curve
Test: uric acid
Samp. ID: 1
Reac. Type: Endpoint
Wavelength: 510
Response: 1955
Conc.: 5.00
Test date: 2022-03-23
Print time: 2022-03-23 13:18:49

24/03/2022

① Glucose 125.75

Reac. curve
Test: GLUCOSE
Samp. ID: 2
Reac. Type: Endpoint
Wavelength: 510
Response: 4536
Conc.: 125.75
Test date: 2022-03-24
Print time: 2022-03-24 11:15:15

① Glucose 117.6

Reac. curve
Test: GLUCOSE
Samp. ID: 2
Reac. Type: Endpoint
Wavelength: 510
Response: 4526
Conc.: 117.69
Test date: 2022-03-25
Print time: 2022-03-25 08:48:49

② Urea - 37.6

Reac. curve
Test: UREA UV
Samp. ID: 1
Reac. Type: Fixed-time
Wavelength: 340
Response: -1159
Conc.: 40.0
Test date: 2022-03-25
Print time: 2022-03-25 08:48:01

② Urea - 40.0

Reac. curve
Test: UREA UV
Samp. ID: 1
Reac. Type: Fixed-time
Wavelength: 340
Response: -1159
Conc.: 40.0
Test date: 2022-03-25
Print time: 2022-03-25 08:48:01

③ Creatinine 1.47

Reac. curve
Test: creatinin
Samp. ID: 1
Reac. Type: Fixed-time
Wavelength: 510
Response: 326
Conc.: 1.47
Test date: 2022-03-24
Print time: 2022-03-24 07:15:57

③ Creatinine 1.59

Reac. curve
Test: creatinin
Samp. ID: 1
Reac. Type: Fixed-time
Wavelength: 510
Response: 354
Conc.: 1.59
Test date: 2022-03-25
Print time: 2022-03-25 08:24:48

④ uric acid 5.43

Reac. curve
Test: uric acid
Samp. ID: 1
Reac. Type: Endpoint
Wavelength: 510
Response: 2120
Conc.: 5.43
Test date: 2022-03-24
Print time: 2022-03-24 07:22:28

④ uric acid - 5.46

Reac. curve
Test: uric acid
Samp. ID: 1
Reac. Type: Endpoint
Wavelength: 510
Response: 2134
Conc.: 5.46
Test date: 2022-03-25
Print time: 2022-03-25 08:44:36

26/03/22

27/03/2022

M T W T F S S

Page No.:

YOUVA

Date:

① Glucose 105.76

① Glucose 99.75

Reac. curve

Test: GLUCOSE
Samp. ID: 6
Reac. Type: Endpoint
Wavelength: 510
Response: 4067
Conc.: 105.76
Test date: 2022-03-26
Print time: 2022-03-26 10:36

Reac. curve

Test: GLUCOSE
Samp. ID: 5
Reac. Type: Endpoint
Wavelength: 510
Response: 3836
Conc.: 99.75
Test date: 2022-03-27
Print time: 2022-03-27 10:46:18

② Urea 37.1

② Urea 37.2

Reac. curve

Test: UREA UV
Samp. ID: 1
Reac. Type: Fixed-time
Wavelength: 340
Response: -1074
Conc.: 37.1
Test date: 2022-03-26
Print time: 2022-03-26 07:14:09

Reac. curve

Test: UREA UV
Samp. ID: 2
Reac. Type: Fixed-time
Wavelength: 340
Response: -1079
Conc.: 37.2
Test date: 2022-03-27
Print time: 2022-03-27 09:02:35

③ Creatinine 1.39

③ Creatinine 1.50

Reac. curve

Test: creatinin
Samp. ID: 1
Reac. Type: Fixed-time
Wavelength: 510
Response: 309
Conc.: 1.39
Test date: 2022-03-26
Print time: 2022-03-26 07:09:50

Reac. curve

Test: creatinin
Samp. ID: 1
Reac. Type: Fixed-time
Wavelength: 510
Response: 333
Conc.: 1.50
Test date: 2022-03-27
Print time: 2022-03-27 08:53:15

④ uric acid 4.99

④ uric acid 5.19

Reac. curve

Test: uric acid
Samp. ID: 2
Reac. Type: Endpoint
Wavelength: 510
Response: 1950
Conc.: 4.99
Test date: 2022-03-26
Print time: 2022-03-26 07:24:08

Reac. curve

Test: uric acid
Samp. ID: 1
Reac. Type: Endpoint
Wavelength: 510
Response: 2029
Conc.: 5.19
Test date: 2022-03-27
Print time: 2022-03-27 09:05:04

①

~~Glucose~~ creatinine 1.30

① Glucose 104.22

Reac. curve

Test: creatinin
 Samp. ID: 1
 Reac. Type: Fixed-time
 Wavelength: 510
 Response: 289
 Conc.: 1.30
 Test date: 2022-03-28
 Print time: 2022-03-28 07:15:26

Reac. curve

Test: GLUCOSE
 Samp. ID: 1
 Reac. Type: Endpoint
 Wavelength: 510
 Response: 4008
 Conc.: 104.22
 Test date: 2022-03-29
 Print time: 2022-03-29 07:33:29

②

urea - 49.0

②

urea 49.0

Reac. curve

Test: UREA UV
 Samp. ID: 3
 Reac. Type: Fixed-time
 Wavelength: 340
 Response: -1420
 Conc.: 49.0
 Test date: 2022-03-28
 Print time: 2022-03-28 07:29:18

Reac. curve

Test: UREA UV
 Samp. ID: 3
 Reac. Type: Fixed-time
 Wavelength: 340
 Response: -1420
 Conc.: 49.0
 Test date: 2022-03-28
 Print time: 2022-03-28 07:29:18

③

~~Glucose~~ Glucose 104.09

③

creatinine 1.47

Reac. curve

Test: GLUCOSE
 Samp. ID: 4
 Reac. Type: Endpoint
 Wavelength: 510
 Response: 4008
 Conc.: 104.09
 Test date: 2022-03-28
 Print time: 2022-03-28 06:11:07

Reac. curve

Test: creatinin
 Samp. ID: 4
 Reac. Type: Fixed-time
 Wavelength: 510
 Response: 535
 Conc.: 1.47
 Test date: 2022-03-28
 Print time: 2022-03-28 06:11:07

④

ure acid - 5.37

④

ure acid - 5.12

Reac. curve

Test: ure acid
 Samp. ID: 1
 Reac. Type: Endpoint
 Wavelength: 510
 Response: 2097
 Conc.: 5.37
 Test date: 2022-03-28
 Print time: 2022-03-28 07:24:46

Reac. curve

Test: ure acid
 Samp. ID: 1
 Reac. Type: Endpoint
 Wavelength: 510
 Response: 2093
 Conc.: 5.12
 Test date: 2022-03-29
 Print time: 2022-03-29 07:11:11

30/3/2022

31/3/22

① Glucose 126.6

Glucose 106.90

Reac. curve

Test: GLUCOSE
 Samp. ID: 5
 Reac.Type: Endpoint
 Wavelength: 510
 Response: 4869
 Conc.: 126.61
 Test date: 2022-03-30
 Print time: 2022-03-30 10:57:36

Reac. curve

Test: GLUCOSE
 Samp. ID: 1
 Reac.Type: Endpoint
 Wavelength: 510
 Response: 4111
 Conc.: 106.90
 Test date: 2022-03-31
 Print time: 2022-03-31 08:17:2

② Urea 37.1

Urea - 39.0

Reac. curve

Test: UREA UV
 Samp. ID: 6
 Reac.Type: Fixed-time
 Wavelength: 340
 Response: -1074
 Conc.: 37.1
 Test date: 2022-03-30
 Print time: 2022-03-30 11:34:34

Reac. curve

Test: UREA UV
 Samp. ID: 2
 Reac.Type: Fixed-time
 Wavelength: 340
 Response: -1129
 Conc.: 39.0
 Test date: 2022-03-31
 Print time: 2022-03-31 08:19:54

③ creatin 1.44

Creat - 1.41

Reac. curve

Test: creatinin
 Samp. ID: -
 Reac.Type: Fixed-time
 Wavelength: 510
 Response: 319
 Conc.: 1.44
 Test date: 2022-03-30
 Print time: 2022-03-30 10:13:53

Reac. curve

Test: creatinin
 Samp. ID: 1
 Reac.Type: Fixed-time
 Wavelength: 510
 Response: 313
 Conc.: 1.41
 Test date: 2022-03-31
 Print time: 2022-03-31 08:09:33

④ Uric acid 5.02

UA - 6.27

Reac. curve

Test: uric acid
 Samp. ID: 1
 Reac.Type: Endpoint
 Wavelength: 510
 Response: 1961
 Conc.: 5.02
 Test date: 2022-03-30

Reac. curve

Test: uric acid
 Samp. ID: 1
 Reac.Type: Endpoint
 Wavelength: 510
 Response: 2451
 Conc.: 6.27
 Test date: 2022-03-31
 Print time: 2022-03-31 08:11:07

1/4/2022

02/04/2022

① Glucose - 105.4

Glucose 103

Reac. curve

Test: GLUCOSE
 Samp. ID: 1
 Reac.Type: Endpoint
 Wavelength: 510
 Response: 4050
 Conc.: 105.31
 Test date: 2022-04-01
 Print time: 2022-04-01 07:34:23

Reac. curve

Test: GLUCOSE
 Samp. ID: 1
 Reac.Type: Endpoint
 Wavelength: 510
 Response: 3974
 Conc.: 103.34
 Test date: 2022-04-02
 Print time: 2022-04-02 11:19:54

② Urea - 40.4

Urea 38.3

Reac. curve

Test: UREA UV
 Samp. ID: 2
 Reac.Type: Fixed-time
 Wavelength: 340
 Response: -1170
 Conc.: 40.4
 Test date: 2022-04-01
 Print time: 2022-04-01 07:14:59

Reac. curve

Test: UREA UV
 Samp. ID: 2
 Reac.Type: Fixed-time
 Wavelength: 340
 Response: -1110
 Conc.: 38.3
 Test date: 2022-04-02
 Print time: 2022-04-02 11:24:42

② Creatinine 1.44

Creatinine 1.40

Reac. curve

Test: creatinin
 Samp. ID: 1
 Reac.Type: Fixed-time
 Wavelength: 510
 Response: 320
 Conc.: 1.44
 Test date: 2022-04-01
 Print time: 2022-04-01 07:06:57

Reac. curve

Test: creatinin
 Samp. ID: 1
 Reac.Type: Fixed-time
 Wavelength: 510
 Response: 311
 Conc.: 1.40
 Test date: 2022-04-02
 Print time: 2022-04-02 11:12:39

② uric acid 5.89

uric acid 6.2

Reac. curve

Test: uric acid
 Samp. ID: 1
 Reac.Type: Endpoint
 Wavelength: 510
 Response: 2301
 Conc.: 5.89
 Test date: 2022-04-01

Reac. curve

Test: uric acid
 Samp. ID: 1
 Reac.Type: Endpoint
 Wavelength: 510
 Response: 2442
 Conc.: 6.25
 Test date: 2022-04-02

03/04/2022

04/04/2022

M	T	W	T	F	S	S
Page No.:						YOUVA
Date:						

Glucose 10.4

Glucose 10.2

Reac. curve

Test: GLUCOSE
 Samp. ID: 3
 Reac.Type: Endpoint
 Wavelength: 510
 Response: 4014
 Conc.: 104.38
 Test date: 2022-04-03
 Print time: 2022-04-03 11:06:00

Reac. curve

Test: GLUCOSE
 Samp. ID: 6
 Reac.Type: Endpoint
 Wavelength: 510
 Response: 3926
 Conc.: 102.09
 Test date: 2022-04-04
 Print time: 2022-04-04 08:44:34

Urea - 37.2

Urea - 40.3

Reac. curve

Test: UREA UV
 Samp. ID: 2
 Reac.Type: Fixed-time
 Wavelength: 340
 Response: -1078
 Conc.: 37.2
 Test date: 2022-04-03
 Print time: 2022-04-03 10:59:37

Reac. curve

Test: UREA UV
 Samp. ID: 2
 Reac.Type: Fixed-time
 Wavelength: 340
 Response: -1167
 Conc.: 40.3
 Test date: 2022-04-04
 Print time: 2022-04-04 07:17:36

Creatinine 1.43

Creatinine 1.40

Reac. curve

Test: creatinin
 Samp. ID: 1
 Reac.Type: Fixed-time
 Wavelength: 510
 Response: 317
 Conc.: 1.43
 Test date: 2022-04-03
 Print time: 2022-04-03 10:52:20

Reac. curve

Test: creatinin
 Samp. ID: 1
 Reac.Type: Fixed-time
 Wavelength: 510
 Response: 311
 Conc.: 1.40
 Test date: 2022-04-04
 Print time: 2022-04-04 07:09:10

Uric acid 5.7

Uric acid 5.89

Reac. curve

Test: uric acid
 Samp. ID: 1
 Reac.Type: Endpoint
 Wavelength: 510
 Response: 2226
 Conc.: 5.70
 Test date: 2022-04-03
 Print time: 2022-04-03 11:01:53

Reac. curve

Test: uric acid
 Samp. ID: 1
 Reac.Type: Endpoint
 Wavelength: 510
 Response: 2302
 Conc.: 5.89
 Test date: 2022-04-04
 Print time: 2022-04-04 07:25:37

05/04/2022

06/04/2022

① Glucose 108.69

① Glucose 112.98

Reac. curve

Test: GLUCOSE
 Samp. ID: 5
 Reac. Type: Endpoint
 Wavelength: 510
 Response: 4180
 Conc.: 108.69
 Test date: 2022-04-05
 Print time: 2022-04-05 10:24:51

Reac. curve

Test: GLUCOSE
 Samp. ID: 4
 Reac. Type: Endpoint
 Wavelength: 510
 Response: 4345
 Conc.: 112.98
 Test date: 2022-04-06
 Print time: 2022-04-06 09:21:01

② urea - 48.6

② urea - 40.6

Reac. curve

Test: UREA UV
 Samp. ID: 4
 Reac. Type: Fixed-time
 Wavelength: 340
 Response: -1408
 Conc.: 48.6
 Test date: 2022-04-05
 Print time: 2022-04-05 07:46:29

Reac. curve

Test: UREA UV
 Samp. ID: 2
 Reac. Type: Fixed-time
 Wavelength: 340
 Response: -1178
 Conc.: 40.6
 Test date: 2022-04-06
 Print time: 2022-04-06 07:59:06

② Creatinine 1.61

② Creatinine 1.57

Reac. curve

Test: creatinin
 Samp. ID: 2
 Reac. Type: Fixed-time
 Wavelength: 510
 Response: 357
 Conc.: 1.61
 Test date: 2022-04-05
 Print time: 2022-04-05 07:19:12

Reac. curve

Test: creatinin
 Samp. ID: 1
 Reac. Type: Fixed-time
 Wavelength: 510
 Response: 350
 Conc.: 1.57
 Test date: 2022-04-06
 Print time: 2022-04-06 07:49:43

② uric acid 5.28

② uric acid 6.07

Reac. curve

Test: uric acid
 Samp. ID: 3
 Reac. Type: Endpoint
 Wavelength: 510
 Response: 2063
 Conc.: 5.28
 Test date: 2022-04-05
 Print time: 2022-04-05 07:57:19

Reac. curve

Test: uric acid
 Samp. ID: 3
 Reac. Type: Endpoint
 Wavelength: 510
 Response: 2372
 Conc.: 6.07
 Test date: 2022-04-06
 Print time: 2022-04-06 08:13:58

08/04/22

08/04/22

M T W T F S S	YOUVA
Date:	

① Glucose 108.80

Glucose 100.48

Reac. curve

Test: GLUCOSE
 Samp. ID: 8
 Reac.Type: Endpoint
 Wavelength: 510
 Response: 4184
 Conc.: 108.80
 Test date: 2022-04-07
 Print time: 2022-04-07 09:31:12

Reac. curve

Test: GLUCOSE
 Samp. ID: 2
 Reac.Type: Endpoint
 Wavelength: 510
 Response: 3864
 Conc.: 100.48
 Test date: 2022-04-08
 Print time: 2022-04-08 08:29:04

② Urea 36.7

Urea 43.9

Reac. curve

Test: UREA UV
 Samp. ID: 5
 Reac.Type: Fixed-time
 Wavelength: 340
 Response: -1064
 Conc.: 36.7
 Test date: 2022-04-07
 Print time: 2022-04-07 09:26:13

Reac. curve

Test: UREA UV
 Samp. ID: 1
 Reac.Type: Fixed-time
 Wavelength: 340
 Response: -1256
 Conc.: 43.3
 Test date: 2022-04-08
 Print time: 2022-04-08 07:56:54

③ Creatinine 1.58

Creat 1.29

Reac. curve

Test: creatinin
 Samp. ID: 1
 Reac.Type: Fixed-time
 Wavelength: 510
 Response: 351
 Conc.: 1.58
 Test date: 2022-04-07
 Print time: 2022-04-07 07:13:02

Reac. curve

Test: creatinin
 Samp. ID: 1
 Reac.Type: Fixed-time
 Wavelength: 510
 Response: 286
 Conc.: 1.29
 Test date: 2022-04-08
 Print time: 2022-04-08 07:05:10

④ Uric acid 5.28

Uric acid 5.04

Reac. curve

Test: uric acid
 Samp. ID: 1
 Reac.Type: Endpoint
 Wavelength: 510
 Response: 2100
 Conc.: 5.38
 Test date: 2022-04-07
 Print time: 2022-04-07 09:27:18

Reac. curve

Test: uric acid
 Samp. ID: 3
 Reac.Type: Endpoint
 Wavelength: 510
 Response: 1968
 Conc.: 5.04
 Test date: 2022-04-08
 Print time: 2022-04-08 08:19:30

09/4/22

10/4/22

① Glucose 94.08

② Glucose

Test report

Patient:
 Samp. ID: 1 Type:
 Gender: Age: 0Year
 MRN:
 Remark:

Test	Result	Reference	Unit
GLUCOSE	94.08	70.00---110.00	mg/dL

Reac. curve

Test: GLUCOSE
 Samp. ID: 4
 Reac.Type: Endpoint
 Wavelength: 510
 Response: 4180
 Conc.: 108.69
 Test date: 2022-04-10
 Print time: 2022-04-10 12:51:06

② Urea 35.5

Urea 39.9

Reac. curve

Test: UREA UV
 Samp. ID: 1
 Reac.Type: Fixed-time
 Wavelength: 340
 Response: -1028
 Conc.: 35.5
 Test date: 2022-04-09
 Print time: 2022-04-09 07:40:32

Reac. curve

Test: UREA UV
 Samp. ID: 2
 Reac.Type: Fixed-time
 Wavelength: 340
 Response: -1156
 Conc.: 39.9
 Test date: 2022-04-10
 Print time: 2022-04-10 07:38:17

② ~~Creatinine~~ 1.34

Creat ~~1.34~~ 1.44

Reac. curve

Test: creatinin
 Samp. ID: 1
 Reac.Type: Fixed-time
 Wavelength: 510
 Response: 297
 Conc.: 1.34
 Test date: 2022-04-09
 Print time: 2022-04-09 07:37:03

Reac. curve

Test: creatinin
 Samp. ID: 1
 Reac.Type: Fixed-time
 Wavelength: 510
 Response: 321
 Conc.: 1.44
 Test date: 2022-04-10
 Print time: 2022-04-10 07:19:14

③ uric acid. 4.9

③ uric acid 5.02

Reac. curve

Test: uric acid
 Samp. ID: 1
 Reac.Type: Endpoint
 Wavelength: 510
 Response: 1914
 Conc.: 4.90
 Test date: 2022-04-09
 Print time: 2022-04-09 07:41:33

Reac. curve

Test: uric acid
 Samp. ID: 2
 Reac.Type: Endpoint
 Wavelength: 510
 Response: 1962
 Conc.: 5.02
 Test date: 2022-04-10
 Print time: 2022-04-10 07:29:50

18/4/22

19/4/22

①

Glucose 97.10

Glucose 97.30

Reac. curve

Test: GLUCOSE
Samp. ID: 1
Reac.Type: Endpoint
Wavelength: 510
Response: 3734
Conc.: 97.10
Test date: 2022-04-11
Print time: 2022-04-11 10:21:00

Reac. curve

Test: GLUCOSIF
Samp. ID: 1
Reac.Type: Endpoint
Wavelength: 510
Response: 3742
Conc.: 97.30
Test date: 2022-04-12
Print time: 2022-04-12 11:53:46

②

Urea 38.3

Urea 42.5

Reac. curve

Test: UREA UV
Samp. ID: 3
Reac.Type: Fixed-time
Wavelength: 340
Response: -1109
Conc.: 38.3
Test date: 2022-04-11
Print time: 2022-04-11 11:19:57

Reac. curve

Test: UREA UV
Samp. ID: 1
Reac.Type: Fixed-time
Wavelength: 340
Response: -1231
Conc.: 42.5
Test date: 2022-04-12
Print time: 2022-04-12 14:16:47

③

Creatin 1.43

Creatin 1.26

Reac. curve

Test: creatinin
Samp. ID: 1
Reac.Type: Fixed-time
Wavelength: 510
Response: 318
Conc.: 1.43
Test date: 2022-04-11
Print time: 2022-04-11 10:04:30

Reac. curve

Test: creatinin
Samp. ID: 1
Reac.Type: Fixed-time
Wavelength: 510
Response: 281
Conc.: 1.26
Test date: 2022-04-12
Print time: 2022-04-12 11:41:03

u7

uric acid 5.26

uric acid 5.22

Reac. curve

Test: uric acid
Samp. ID: 16
Reac.Type: Endpoint
Wavelength: 510
Response: 2055
Conc.: 5.26
Test date: 2022-04-11
Print time: 2022-04-11 15:15:58

Reac. curve

Test: uric acid
Samp. ID: 6
Reac.Type: Endpoint
Wavelength: 510
Response: 2039
Conc.: 5.22
Test date: 2022-04-12
Print time: 2022-04-12 15:38:56

13/04/22

M T

Page No.:

Date:

① Glucose 96.26

Reac. curve

Test: GLUCOSE
Samp. ID: 1
Reac.Type: Endpoint
Wavelength: 510
Response: 3702
Conc.: 96.26
Test date: 2022-04-13
Print time: 2022-04-13 13:04:08

② Urea 35.7

Reac. curve

Test: UREA UV
Samp. ID: 1
Reac.Type: Fixed-time
Wavelength: 340
Response: -1036
Conc.: 35.7
Test date: 2022-04-13
Print time: 2022-04-13 12:53:01

3) Creatin . 1.41

Reac. curve

Test: creatinin
Samp. ID: 2
Reac.Type: Fixed-time
Wavelength: 510
Response: 313
Conc.: 1.41
Test date: 2022-04-13
Print time: 2022-04-13 12:40:19

4) Uric acid 5.06

Reac. curve

Test: uric acid
Samp. ID: 2
Reac.Type: Endpoint
Wavelength: 510
Response: 1976
Conc.: 5.06
Test date: 2022-04-13
Print time: 2022-04-13 13:01:20