

Quality Control (LJ) Chart

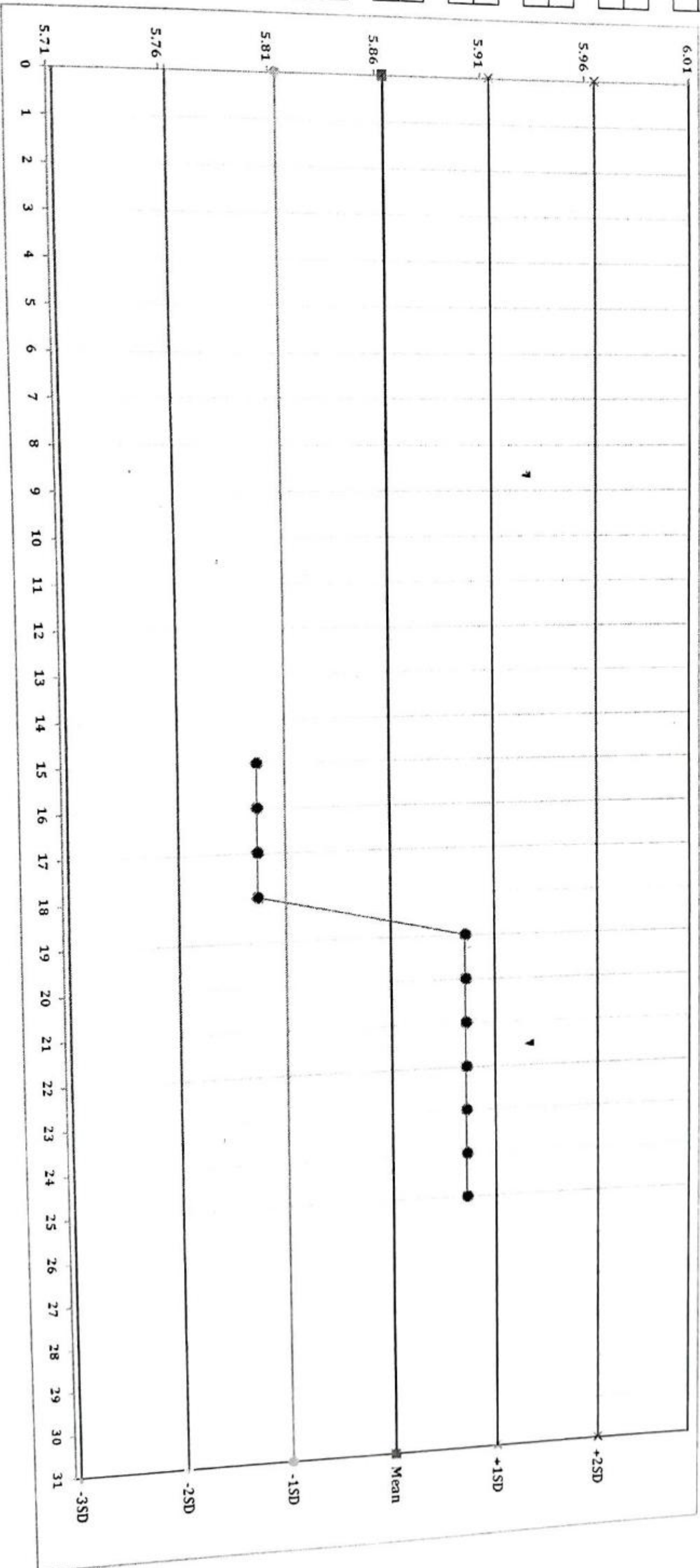
Month **MARCH**

Year **2022**

| | | | |
|---------|--------|---------|--------|
| Test | HB | Machine | SEWLAB |
| Control | LOW | | |
| Lot | B0222L | | |

| SL No | Result |
|-------|--------|
| 15 | 5.8 |
| 16 | 5.8 |
| 17 | 5.8 |
| 18 | 5.8 |
| 19 | 5.9 |
| 20 | 5.9 |
| 21 | 5.9 |
| 22 | 5.9 |
| 23 | 5.9 |
| 24 | 5.9 |
| 25 | 5.9 |

| | |
|---------|------|
| SD | 0.05 |
| Mean | 5.86 |
| (+) 3SD | 6.01 |
| (+) 2SD | 5.96 |
| (+) 1SD | 5.91 |
| (-) 1SD | 5.81 |
| (-) 2SD | 5.76 |
| (-) 3SD | 5.71 |



Quality Control (LJ) Chart

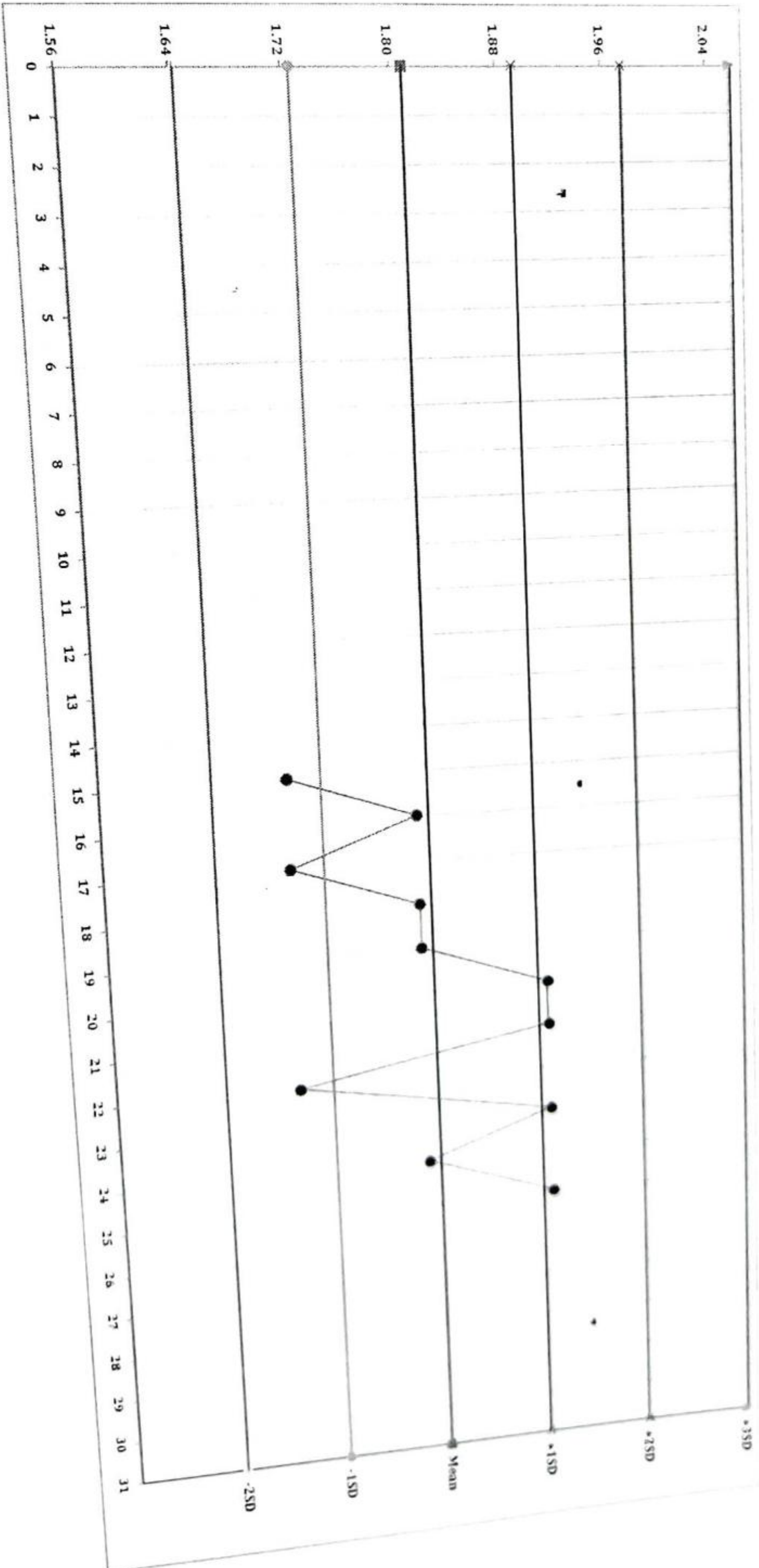
| | | | |
|---------|--------|---------|---------|
| Test | TLC | Machine | SEWELAB |
| Control | LOW | | |
| Lot | B02221 | | |

Month MARCH

Year 2022

| SL No | Result |
|-------|--------|
| 15 | 1.7 |
| 16 | 1.8 |
| 17 | 1.7 |
| 18 | 1.8 |
| 19 | 1.8 |
| 20 | 1.9 |
| 21 | 1.9 |
| 22 | 1.7 |
| 23 | 1.9 |
| 24 | 1.8 |
| 25 | 1.9 |

| | |
|---------|------|
| SD | 0.08 |
| Mean | 1.81 |
| (+) 3SD | 2.06 |
| (+) 2SD | 1.98 |
| (+) 1SD | 1.89 |
| (-) 1SD | 1.73 |
| (-) 2SD | 1.64 |
| (-) 3SD | 1.56 |



[Handwritten Signature]

Quality Control (LJ) Chart

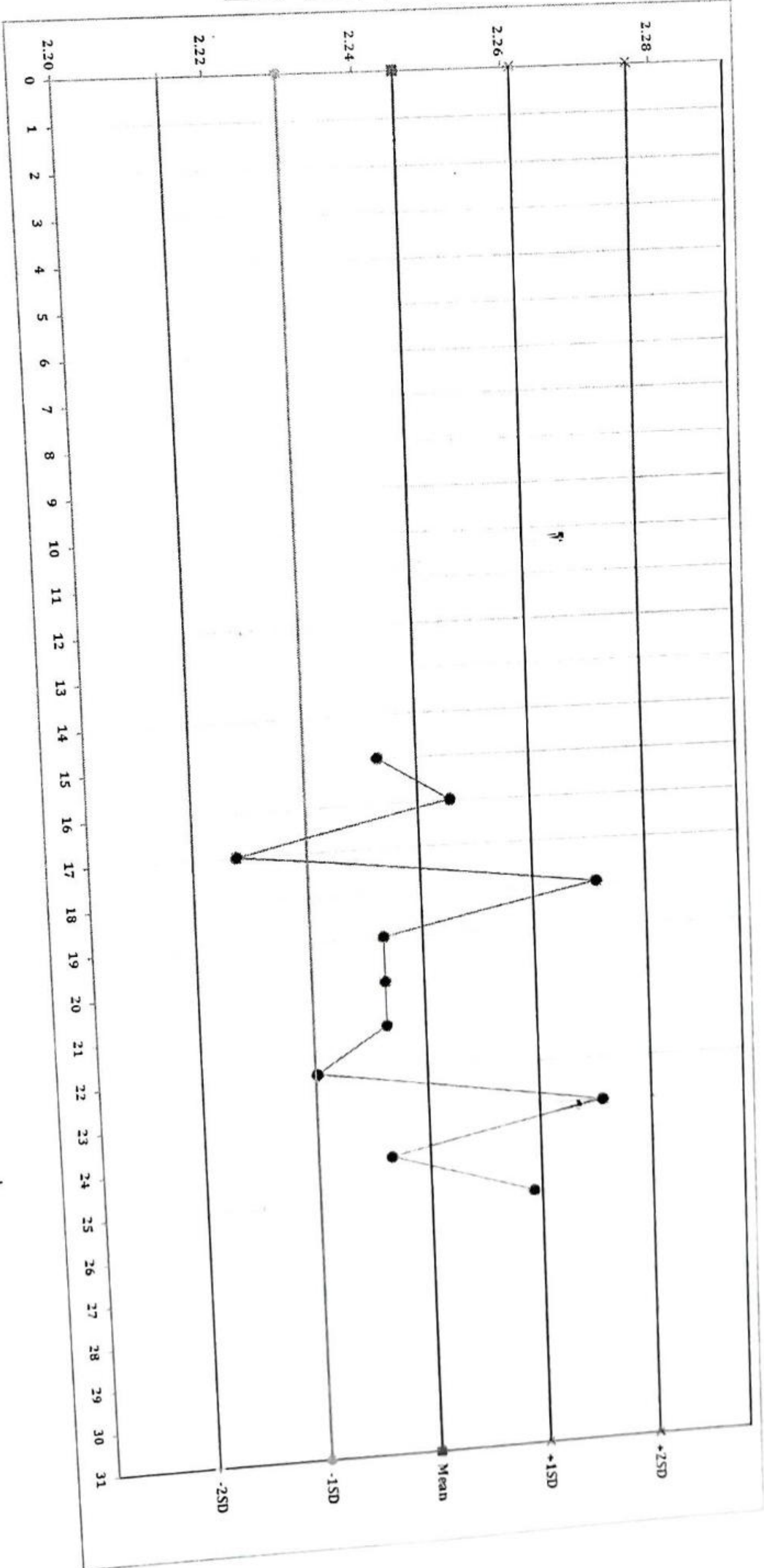
| | | | |
|---------|--------|---------|---------|
| Test | RBC | Machine | SEW/LAB |
| Control | LOW | | |
| Lot | B0222L | | |

Month MARCH

Year 2022

| SL.No | Result |
|-------|--------|
| 15 | 2.24 |
| 16 | 2.25 |
| 17 | 2.22 |
| 18 | 2.27 |
| 19 | 2.2 |
| 20 | 2.2 |
| 21 | 2.2 |
| 22 | 2.2 |
| 23 | 2.3 |
| 24 | 2.2 |
| 25 | 2.3 |

| | |
|---------|------|
| SD | 0.02 |
| Mean | 2.25 |
| (+) 3SD | 2.29 |
| (+) 2SD | 2.28 |
| (-) 1SD | 2.26 |
| (-) 2SD | 2.23 |
| (-) 3SD | 2.20 |



Handwritten signature

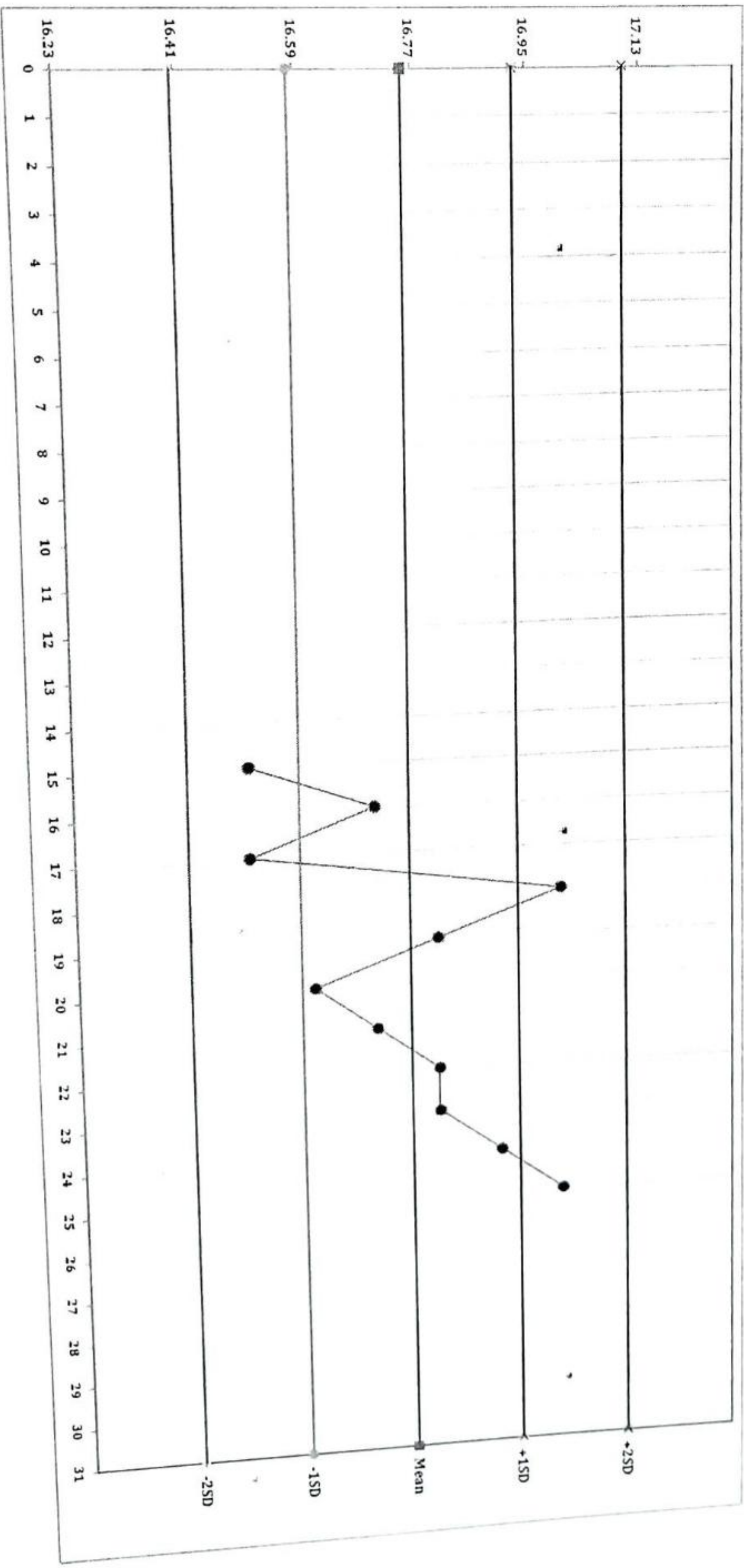
Quality Control (LJ) Chart

Month MARCH

Year 2022

| | | | |
|---------|--------|---------|--------|
| Test | PCV | Machine | SEWLAB |
| Control | LOW | | |
| Lot | B0222L | | |

| SL No | Result | SD |
|-------|--------|------------------|
| 15 | 16.5 | 0.18 |
| 16 | 16.7 | Mean |
| 17 | 16.5 | 16.75 |
| 18 | 17 | |
| 19 | 16.8 | (+) 3SD 17.28 |
| 20 | 16.6 | |
| 21 | 16.7 | (+) 2SD 17.11 |
| 22 | 16.8 | |
| 23 | 16.8 | |
| 24 | 16.9 | (+) 1SD 16.93 |
| 25 | 17.0 | |
| | | (-) 1SD 16.58 |
| | | (-) 2SD 16.40 |
| | | (-) 3SD 16.23 |

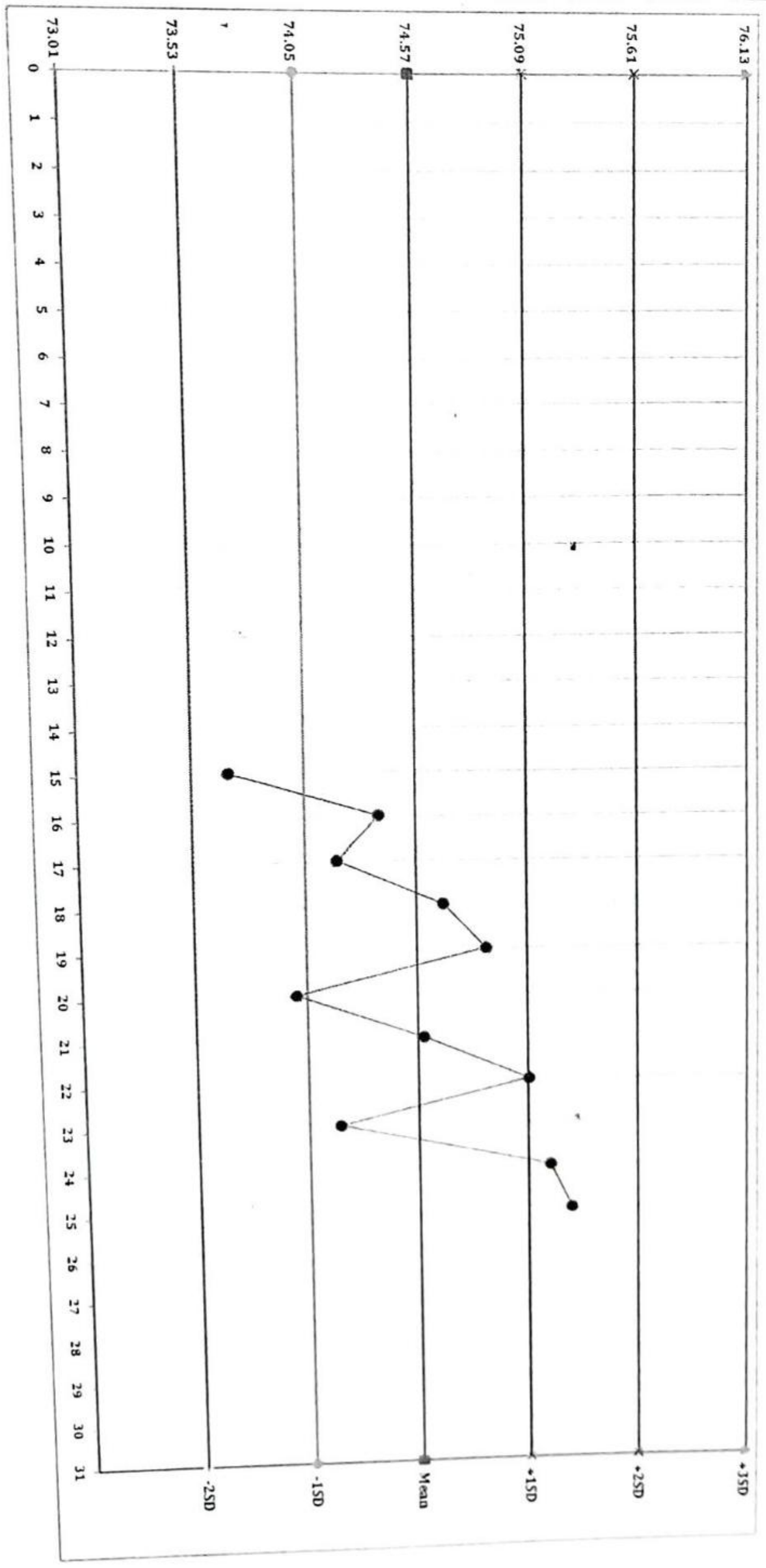


[Handwritten Signature]

Month: MARCH Year: 2022

Quality Control (LJ) Chart
 Test: MCV Machine: SEWLAB
 Control: LOW Lot: B0221

| SL No | Result | SD |
|-------|--------|---------|
| 15 | 73.7 | 0.52 |
| 16 | 74.4 | Mean |
| 17 | 74.2 | 74.57 |
| 18 | 74.7 | |
| 19 | 74.9 | (+) 3SD |
| 20 | 74.0 | 76.14 |
| 21 | 74.6 | |
| 22 | 75.1 | (+) 2SD |
| 23 | 74.2 | 75.62 |
| 24 | 75.2 | |
| 25 | 75.3 | (+) 1SD |
| | | 75.09 |
| | | (-) 1SD |
| | | 74.05 |
| | | (-) 2SD |
| | | 73.53 |
| | | (-) 3SD |
| | | 73.01 |



[Handwritten Signature]

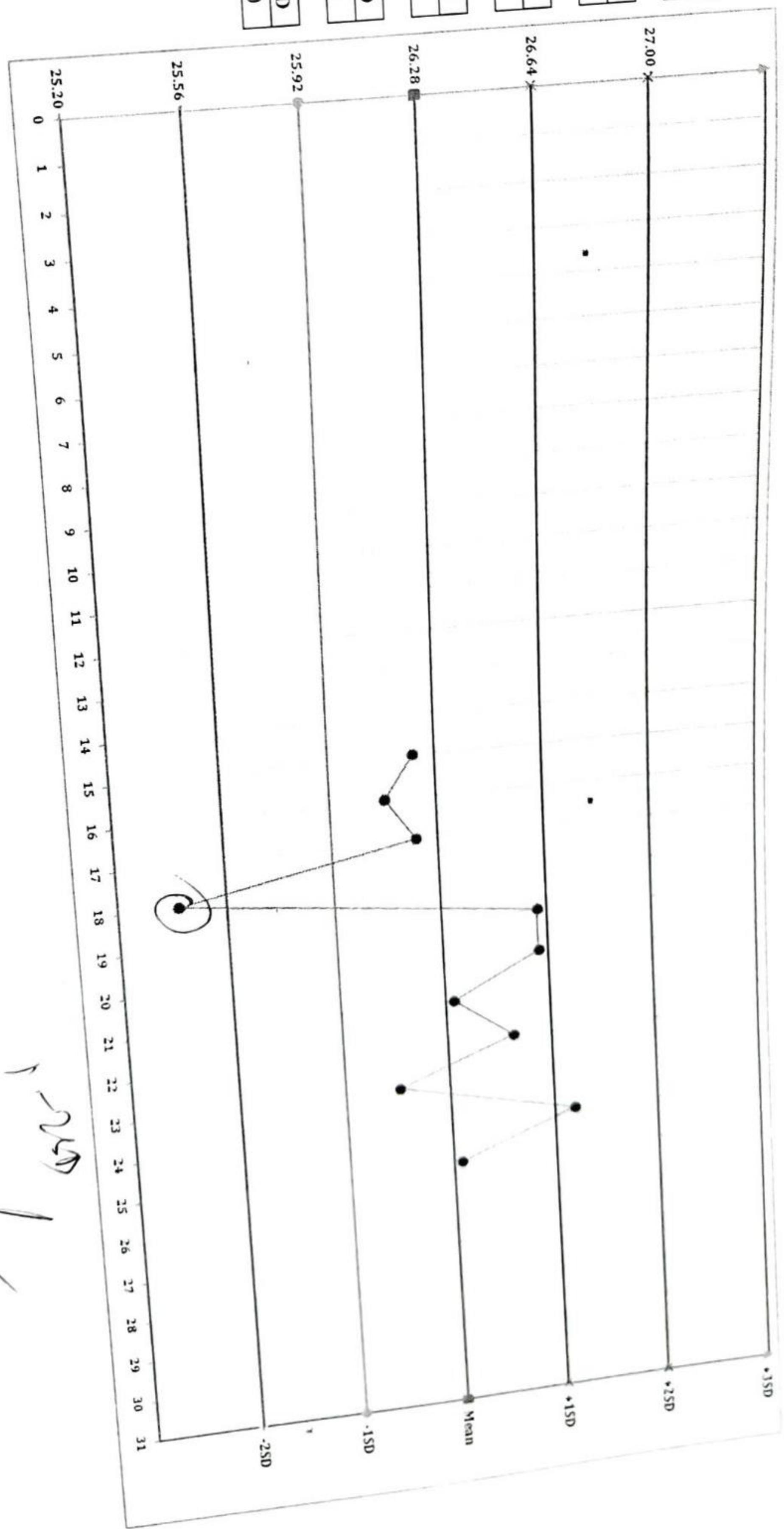
Month MARCH

Year 2022

Quality Control (LJ) Chart

| | | | |
|---------|--------|---------|---------|
| Test | MCH | Machine | SEWL,AB |
| Control | LOW | | |
| Lot | B0222L | | |

| SL No | Result | SD |
|-------|--------|---------|
| 15 | 26.2 | 0.36 |
| 16 | 26.1 | Mean |
| 17 | 26.2 | 26.27 |
| 18 | 25.4 | (+) 3SD |
| 19 | 26.6 | 27.35 |
| 20 | 26.6 | (+) 2SD |
| 21 | 26.3 | 26.99 |
| 22 | 26.5 | (+) 1SD |
| 23 | 26.1 | 26.63 |
| 24 | 26.7 | (-) 1SD |
| 25 | 26.3 | 25.91 |
| | | (-) 2SD |
| | | 25.56 |
| | | (-) 3SD |
| | | 25.20 |

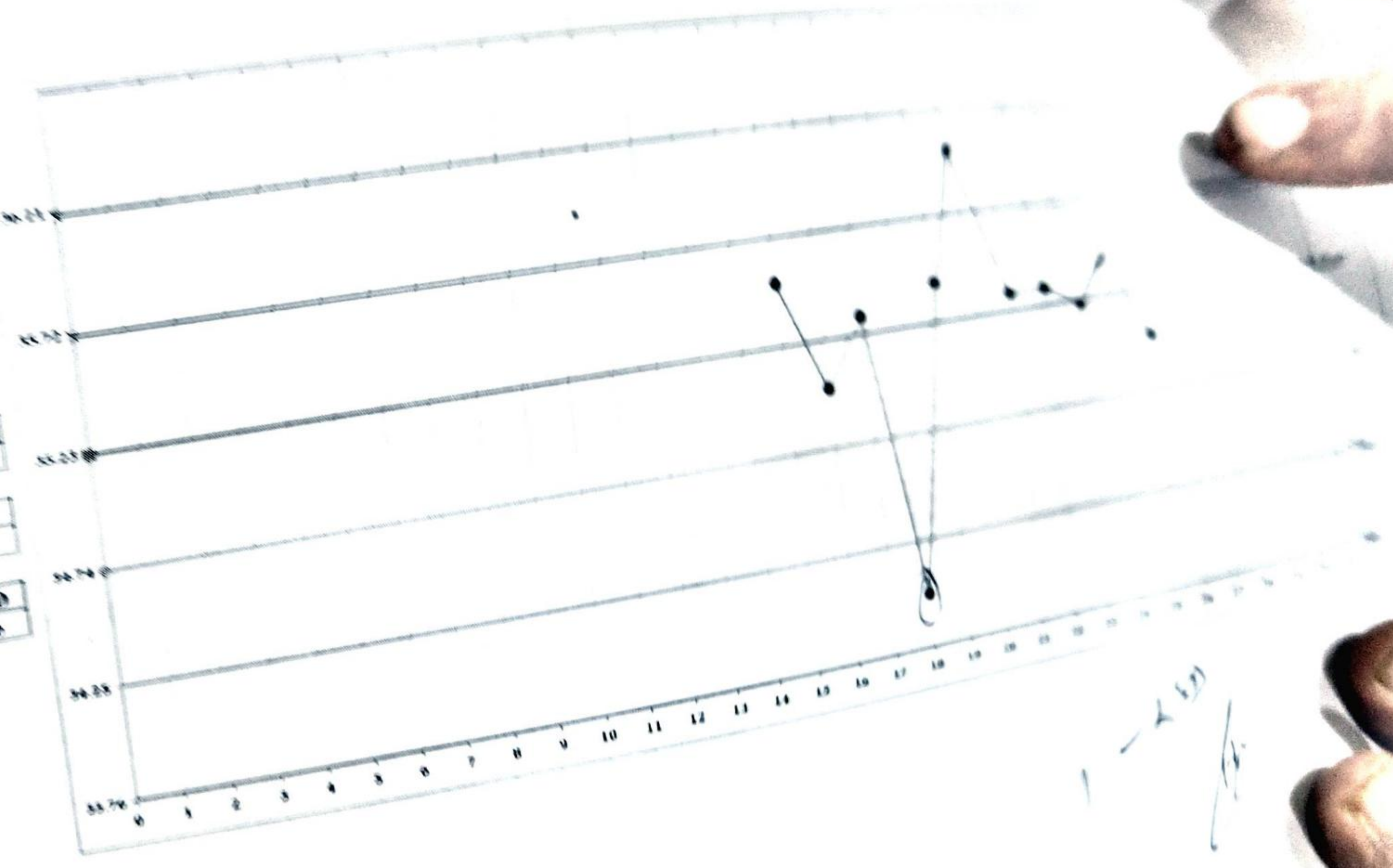


Handwritten signature and date: 1-2-2022

Quality Control Chart

| | | |
|---------|---------|---------------|
| Test | No. 16 | Machine (NEW) |
| Control | 1.0M | |
| Lot | 1002224 | |

| Time | Temp | Pressure |
|-------|------|----------|
| 11:20 | 11.5 | 11.5 |
| 11:25 | 11.5 | 11.5 |
| 11:30 | 11.5 | 11.5 |
| 11:35 | 11.5 | 11.5 |
| 11:40 | 11.5 | 11.5 |
| 11:45 | 11.5 | 11.5 |
| 11:50 | 11.5 | 11.5 |
| 11:55 | 11.5 | 11.5 |
| 12:00 | 11.5 | 11.5 |
| 12:05 | 11.5 | 11.5 |
| 12:10 | 11.5 | 11.5 |
| 12:15 | 11.5 | 11.5 |
| 12:20 | 11.5 | 11.5 |
| 12:25 | 11.5 | 11.5 |
| 12:30 | 11.5 | 11.5 |
| 12:35 | 11.5 | 11.5 |
| 12:40 | 11.5 | 11.5 |
| 12:45 | 11.5 | 11.5 |
| 12:50 | 11.5 | 11.5 |
| 12:55 | 11.5 | 11.5 |
| 13:00 | 11.5 | 11.5 |
| 13:05 | 11.5 | 11.5 |
| 13:10 | 11.5 | 11.5 |
| 13:15 | 11.5 | 11.5 |
| 13:20 | 11.5 | 11.5 |
| 13:25 | 11.5 | 11.5 |
| 13:30 | 11.5 | 11.5 |
| 13:35 | 11.5 | 11.5 |
| 13:40 | 11.5 | 11.5 |
| 13:45 | 11.5 | 11.5 |
| 13:50 | 11.5 | 11.5 |
| 13:55 | 11.5 | 11.5 |
| 14:00 | 11.5 | 11.5 |
| 14:05 | 11.5 | 11.5 |
| 14:10 | 11.5 | 11.5 |
| 14:15 | 11.5 | 11.5 |
| 14:20 | 11.5 | 11.5 |
| 14:25 | 11.5 | 11.5 |
| 14:30 | 11.5 | 11.5 |
| 14:35 | 11.5 | 11.5 |
| 14:40 | 11.5 | 11.5 |
| 14:45 | 11.5 | 11.5 |
| 14:50 | 11.5 | 11.5 |
| 14:55 | 11.5 | 11.5 |
| 15:00 | 11.5 | 11.5 |
| 15:05 | 11.5 | 11.5 |
| 15:10 | 11.5 | 11.5 |
| 15:15 | 11.5 | 11.5 |
| 15:20 | 11.5 | 11.5 |
| 15:25 | 11.5 | 11.5 |
| 15:30 | 11.5 | 11.5 |
| 15:35 | 11.5 | 11.5 |
| 15:40 | 11.5 | 11.5 |
| 15:45 | 11.5 | 11.5 |
| 15:50 | 11.5 | 11.5 |
| 15:55 | 11.5 | 11.5 |
| 16:00 | 11.5 | 11.5 |
| 16:05 | 11.5 | 11.5 |
| 16:10 | 11.5 | 11.5 |
| 16:15 | 11.5 | 11.5 |
| 16:20 | 11.5 | 11.5 |
| 16:25 | 11.5 | 11.5 |
| 16:30 | 11.5 | 11.5 |
| 16:35 | 11.5 | 11.5 |
| 16:40 | 11.5 | 11.5 |
| 16:45 | 11.5 | 11.5 |
| 16:50 | 11.5 | 11.5 |
| 16:55 | 11.5 | 11.5 |
| 17:00 | 11.5 | 11.5 |
| 17:05 | 11.5 | 11.5 |
| 17:10 | 11.5 | 11.5 |
| 17:15 | 11.5 | 11.5 |
| 17:20 | 11.5 | 11.5 |
| 17:25 | 11.5 | 11.5 |
| 17:30 | 11.5 | 11.5 |
| 17:35 | 11.5 | 11.5 |
| 17:40 | 11.5 | 11.5 |
| 17:45 | 11.5 | 11.5 |
| 17:50 | 11.5 | 11.5 |
| 17:55 | 11.5 | 11.5 |
| 18:00 | 11.5 | 11.5 |
| 18:05 | 11.5 | 11.5 |
| 18:10 | 11.5 | 11.5 |
| 18:15 | 11.5 | 11.5 |
| 18:20 | 11.5 | 11.5 |
| 18:25 | 11.5 | 11.5 |
| 18:30 | 11.5 | 11.5 |
| 18:35 | 11.5 | 11.5 |
| 18:40 | 11.5 | 11.5 |
| 18:45 | 11.5 | 11.5 |
| 18:50 | 11.5 | 11.5 |
| 18:55 | 11.5 | 11.5 |
| 19:00 | 11.5 | 11.5 |
| 19:05 | 11.5 | 11.5 |
| 19:10 | 11.5 | 11.5 |
| 19:15 | 11.5 | 11.5 |
| 19:20 | 11.5 | 11.5 |
| 19:25 | 11.5 | 11.5 |
| 19:30 | 11.5 | 11.5 |
| 19:35 | 11.5 | 11.5 |
| 19:40 | 11.5 | 11.5 |
| 19:45 | 11.5 | 11.5 |
| 19:50 | 11.5 | 11.5 |
| 19:55 | 11.5 | 11.5 |
| 20:00 | 11.5 | 11.5 |
| 20:05 | 11.5 | 11.5 |
| 20:10 | 11.5 | 11.5 |
| 20:15 | 11.5 | 11.5 |
| 20:20 | 11.5 | 11.5 |
| 20:25 | 11.5 | 11.5 |
| 20:30 | 11.5 | 11.5 |
| 20:35 | 11.5 | 11.5 |
| 20:40 | 11.5 | 11.5 |
| 20:45 | 11.5 | 11.5 |
| 20:50 | 11.5 | 11.5 |
| 20:55 | 11.5 | 11.5 |
| 21:00 | 11.5 | 11.5 |
| 21:05 | 11.5 | 11.5 |
| 21:10 | 11.5 | 11.5 |
| 21:15 | 11.5 | 11.5 |
| 21:20 | 11.5 | 11.5 |
| 21:25 | 11.5 | 11.5 |
| 21:30 | 11.5 | 11.5 |
| 21:35 | 11.5 | 11.5 |
| 21:40 | 11.5 | 11.5 |
| 21:45 | 11.5 | 11.5 |
| 21:50 | 11.5 | 11.5 |
| 21:55 | 11.5 | 11.5 |
| 22:00 | 11.5 | 11.5 |
| 22:05 | 11.5 | 11.5 |
| 22:10 | 11.5 | 11.5 |
| 22:15 | 11.5 | 11.5 |
| 22:20 | 11.5 | 11.5 |
| 22:25 | 11.5 | 11.5 |
| 22:30 | 11.5 | 11.5 |
| 22:35 | 11.5 | 11.5 |
| 22:40 | 11.5 | 11.5 |
| 22:45 | 11.5 | 11.5 |
| 22:50 | 11.5 | 11.5 |
| 22:55 | 11.5 | 11.5 |
| 23:00 | 11.5 | 11.5 |
| 23:05 | 11.5 | 11.5 |
| 23:10 | 11.5 | 11.5 |
| 23:15 | 11.5 | 11.5 |
| 23:20 | 11.5 | 11.5 |
| 23:25 | 11.5 | 11.5 |
| 23:30 | 11.5 | 11.5 |
| 23:35 | 11.5 | 11.5 |
| 23:40 | 11.5 | 11.5 |
| 23:45 | 11.5 | 11.5 |
| 23:50 | 11.5 | 11.5 |
| 23:55 | 11.5 | 11.5 |
| 24:00 | 11.5 | 11.5 |

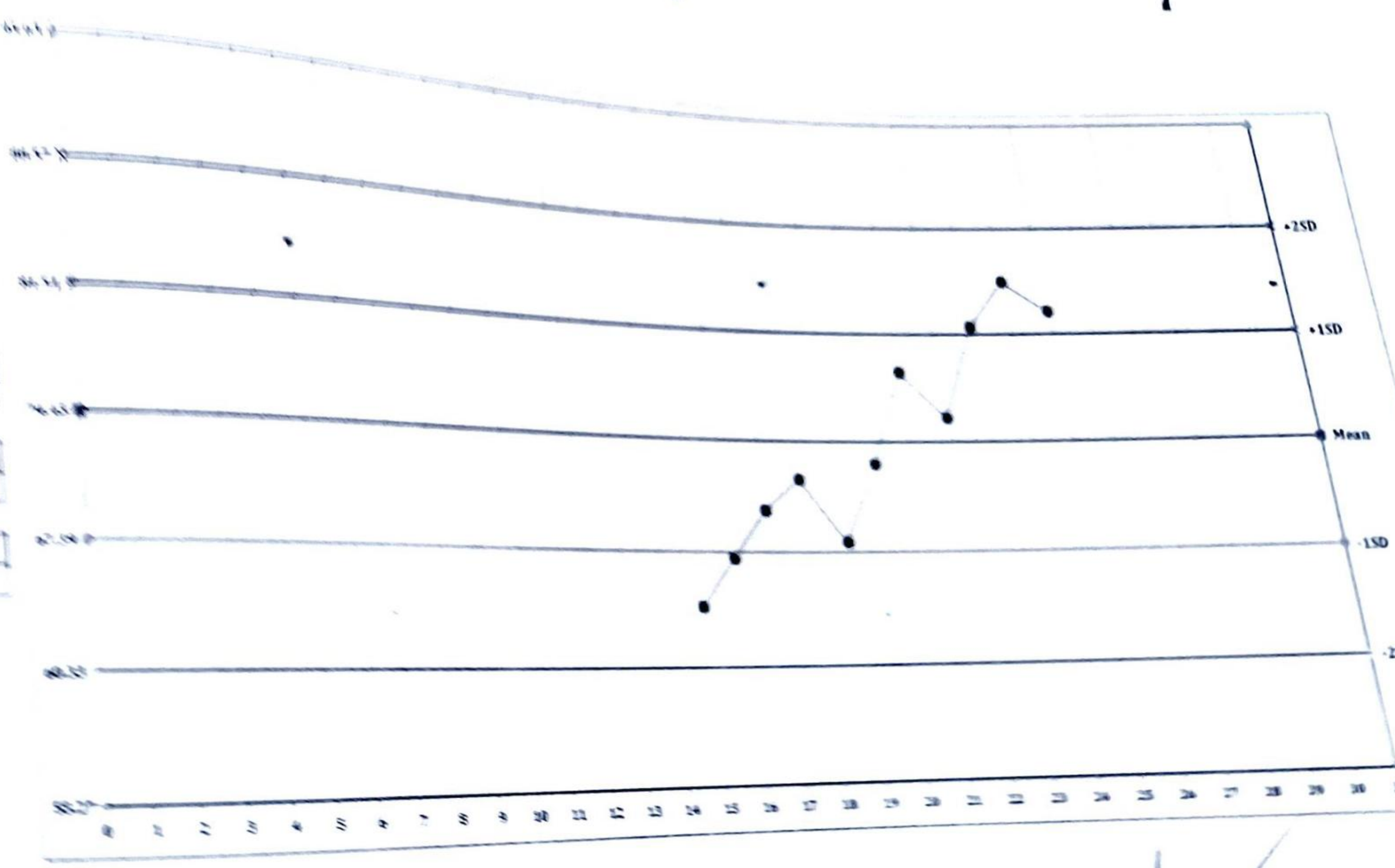


1-150

Quality Control (I-M) Chart

Test: PLATELET
 Control: 140X
 Lot: 002221
 Machine: SEWLAB

| Time | Value |
|------|-------|
| 00 | |
| 01 | |
| 02 | |
| 03 | |
| 04 | |
| 05 | |
| 06 | |
| 07 | |
| 08 | |
| 09 | |
| 10 | |
| 11 | |
| 12 | |
| 13 | |
| 14 | |
| 15 | |
| 16 | |
| 17 | |
| 18 | |
| 19 | |
| 20 | |
| 21 | |
| 22 | |
| 23 | |
| 24 | |
| 25 | |
| 26 | |
| 27 | |
| 28 | |
| 29 | |
| 30 | |
| 31 | |
| 32 | |
| 33 | |
| 34 | |
| 35 | |
| 36 | |
| 37 | |
| 38 | |
| 39 | |
| 40 | |
| 41 | |
| 42 | |
| 43 | |
| 44 | |
| 45 | |
| 46 | |
| 47 | |
| 48 | |
| 49 | |
| 50 | |
| 51 | |
| 52 | |
| 53 | |
| 54 | |
| 55 | |
| 56 | |
| 57 | |
| 58 | |
| 59 | |
| 60 | |
| 61 | |
| 62 | |
| 63 | |
| 64 | |
| 65 | |
| 66 | |
| 67 | |
| 68 | |
| 69 | |
| 70 | |
| 71 | |
| 72 | |
| 73 | |
| 74 | |
| 75 | |
| 76 | |
| 77 | |
| 78 | |
| 79 | |
| 80 | |
| 81 | |
| 82 | |
| 83 | |
| 84 | |
| 85 | |
| 86 | |
| 87 | |
| 88 | |
| 89 | |
| 90 | |
| 91 | |
| 92 | |
| 93 | |
| 94 | |
| 95 | |
| 96 | |
| 97 | |
| 98 | |
| 99 | |
| 100 | |

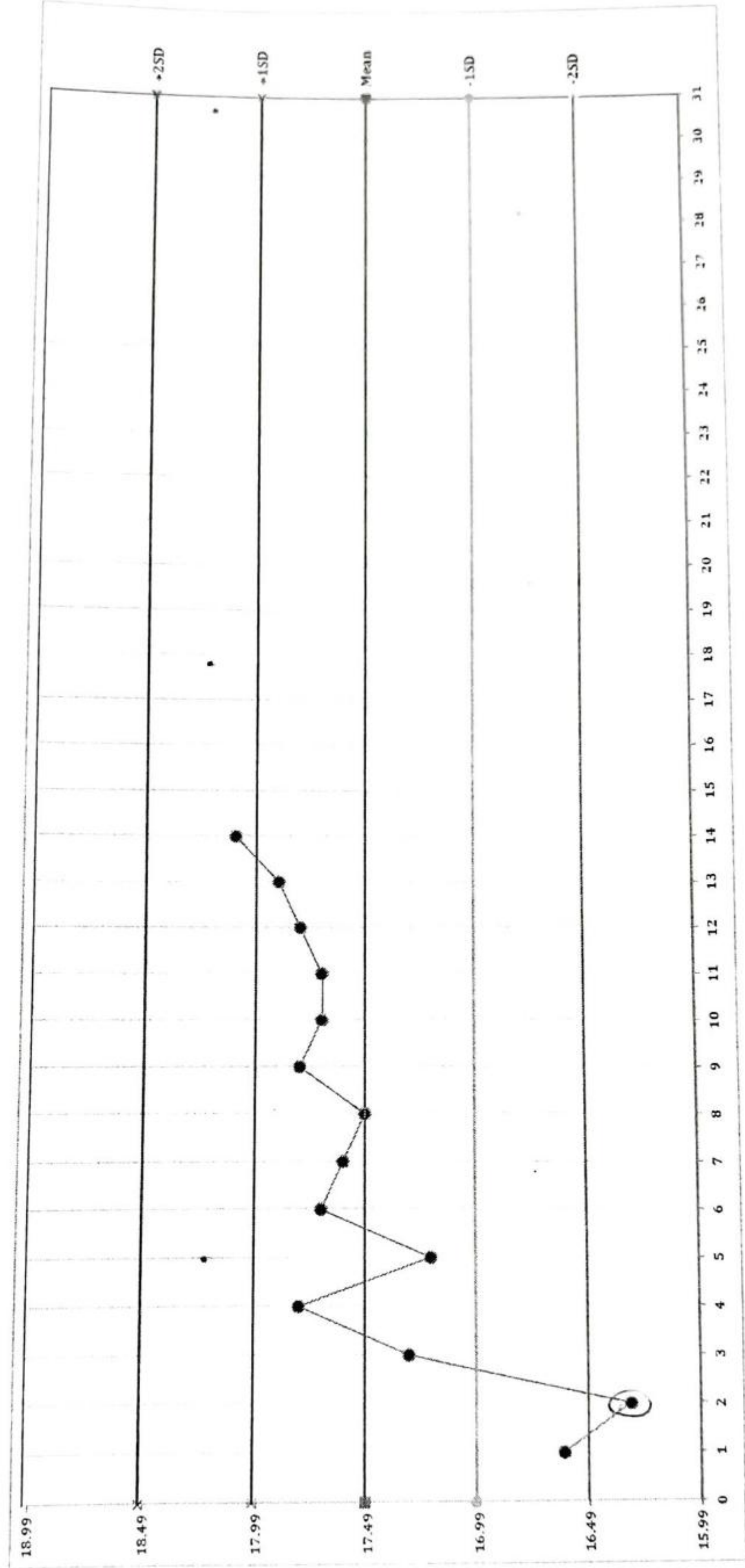


Quality Control (LJ) Chart

| | | | |
|---------|--------|---------|--------|
| Test | HB | Machine | SEWLAB |
| Control | HIGH | | |
| Lot | B0222H | | |

| | |
|-------|-------|
| Month | MARCH |
| Year | 2022 |

| | | |
|-------|--------|---------|
| SL No | Result | SD |
| 1 | 16.6 | 0.50 |
| 2 | 16.3 | Mean |
| 3 | 17.3 | 17.50 |
| 4 | 17.8 | (+) 3SD |
| 5 | 17.2 | 19.01 |
| 6 | 17.7 | (+) 2SD |
| 7 | 17.6 | 18.51 |
| 8 | 17.5 | (+) 1SD |
| 9 | 17.8 | 18.00 |
| 10 | 17.7 | (-) 1SD |
| 11 | 17.7 | 17.00 |
| 12 | 17.8 | (-) 2SD |
| 13 | 17.9 | 16.49 |
| 14 | 18.1 | (-) 3SD |
| | | 15.99 |



Handwritten signature and initials.

Quality Control (LJ) Chart

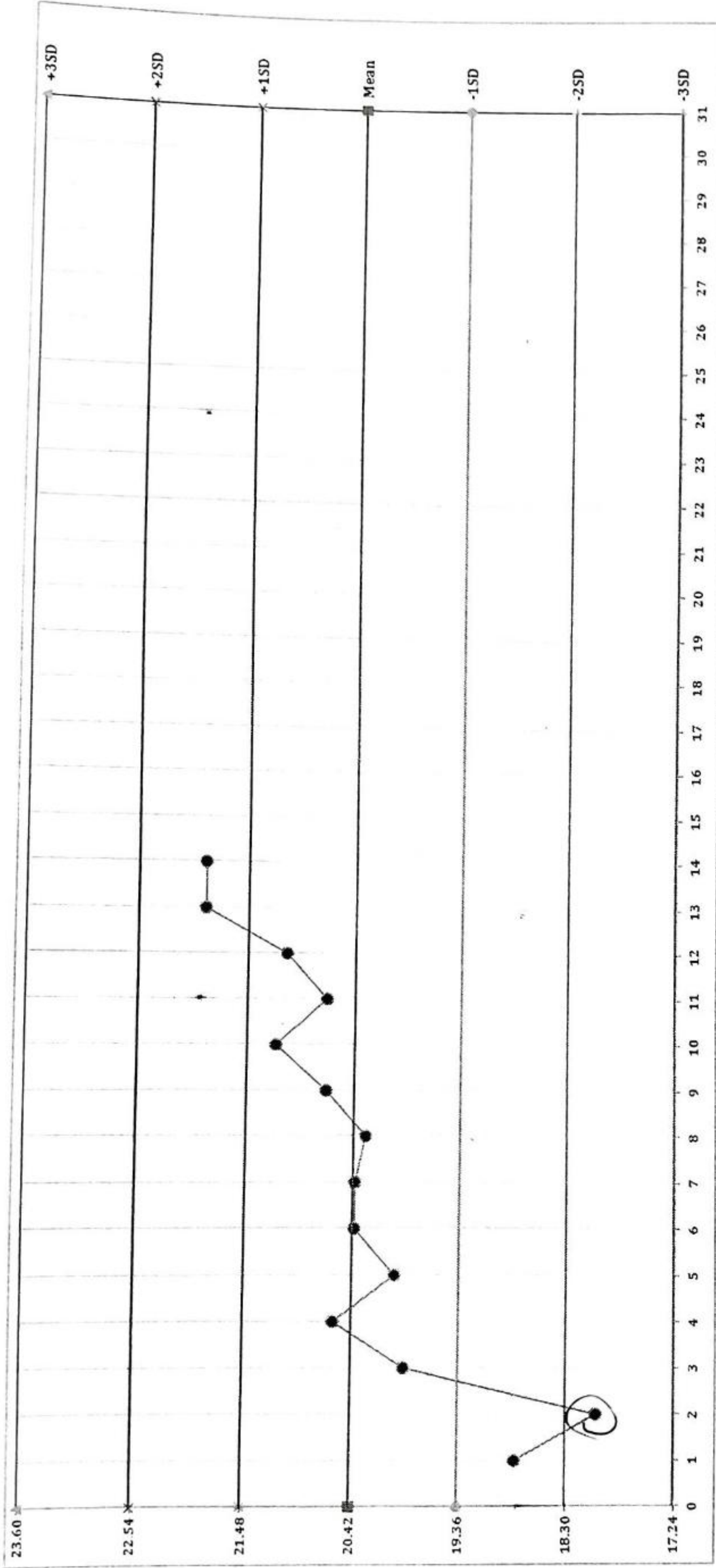
| | | | |
|---------|--------|---------|--------|
| Test | TLC | Machine | SEWLAB |
| Control | HIGH | | |
| Lot | B0222H | | |

Year 2022

Month MARCH

| SL No | Result |
|-------|--------|
| 1 | 18.8 |
| 2 | 18 |
| 3 | 19.9 |
| 4 | 20.6 |
| 5 | 20.0 |
| 6 | 20.4 |
| 7 | 20.4 |
| 8 | 20.3 |
| 9 | 20.7 |
| 10 | 21.2 |
| 11 | 20.7 |
| 12 | 21.1 |
| 13 | 21.9 |
| 14 | 21.9 |
| | |
| | |
| | |
| | |
| | |
| | |
| | |
| | |
| | |
| | |
| | |
| | |
| | |
| | |
| | |
| | |
| | |
| | |
| | |
| | |
| | |
| | |
| | |
| | |
| | |
| | |
| | |
| | |
| | |
| | |
| | |
| | |
| | |
| | |
| | |

| | |
|---------|-------|
| SD | 1.06 |
| Mean | 20.42 |
| (+) 3SD | 23.60 |
| (+) 2SD | 22.54 |
| (+) 1SD | 21.48 |
| (-) 1SD | 19.36 |
| (-) 2SD | 18.30 |
| (-) 3SD | 17.24 |



Handwritten signature and text

Quality Control (LJ) Chart

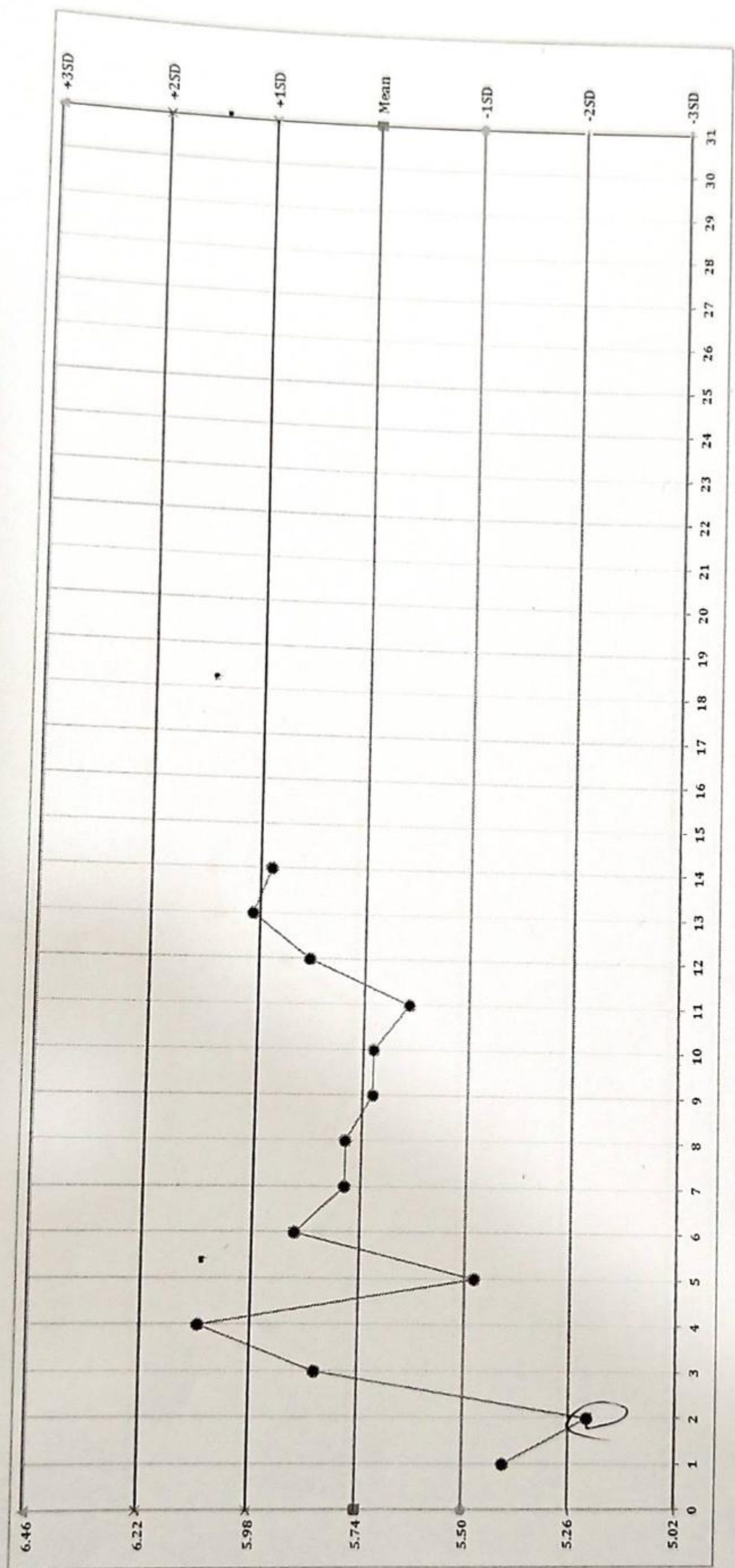
| | | | |
|---------|--------|---------|--------|
| Test | RBC | Machine | SEWLAB |
| Control | HIGH | | |
| Lot | B0222H | | |

Year 2022

Month MARCH

| SL.No | Result |
|-------|--------|
| 1 | 5.41 |
| 2 | 5.22 |
| 3 | 5.84 |
| 4 | 6.1 |
| 5 | 5.5 |
| 6 | 5.9 |
| 7 | 5.8 |
| 8 | 5.8 |
| 9 | 5.7 |
| 10 | 5.7 |
| 11 | 5.6 |
| 12 | 5.9 |
| 13 | 6 |
| 14 | 5.96 |

| | |
|---------|------|
| SD | 0.24 |
| Mean | 5.74 |
| (+) 3SD | 6.47 |
| (+) 2SD | 6.23 |
| (+) 1SD | 5.98 |
| (-) 1SD | 5.50 |
| (-) 2SD | 5.26 |
| (-) 3SD | 5.02 |



Handwritten signature and initials

Quality Control (LJ) Chart

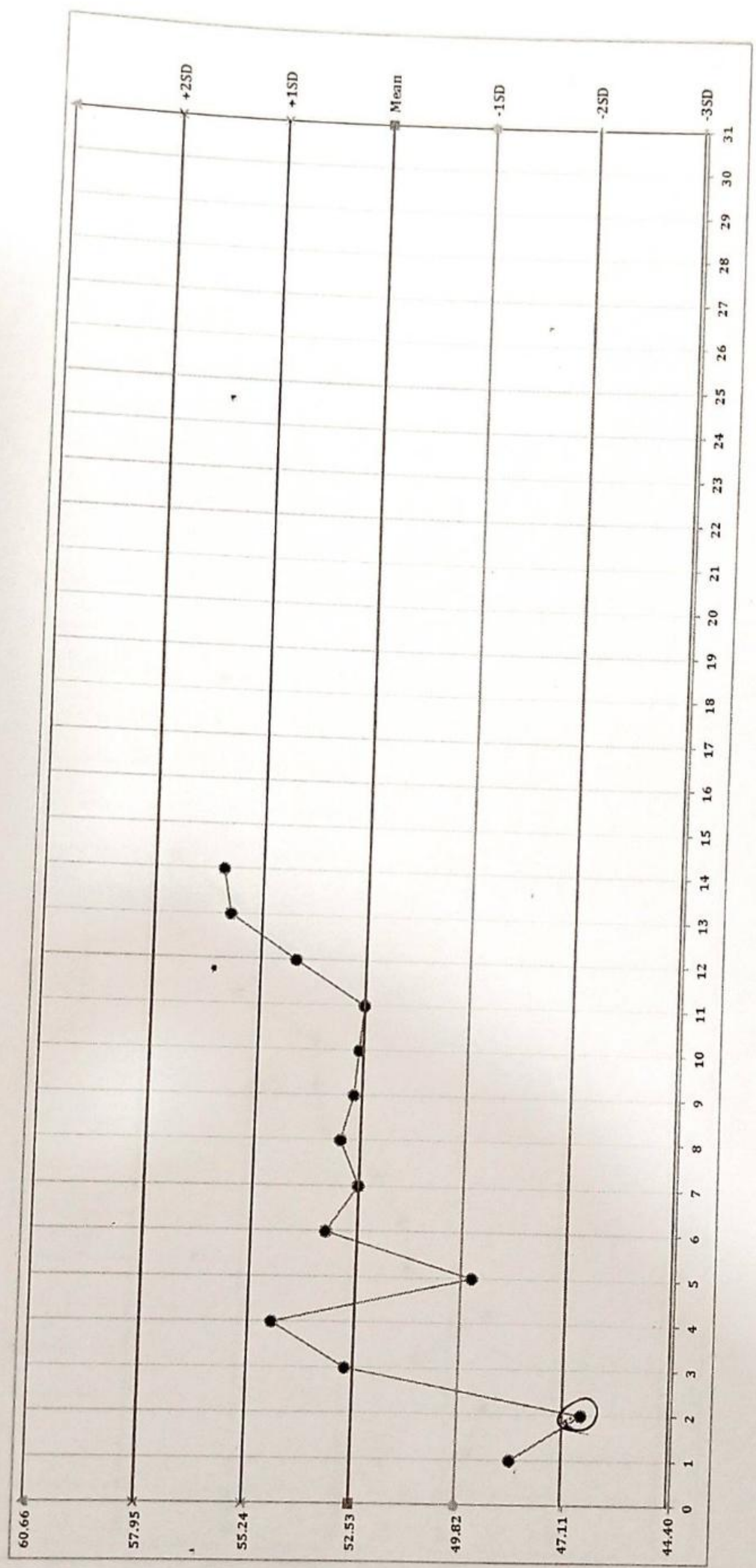
| | | | |
|---------|--------|---------|--------|
| Test | PCV | Machine | SEWLAB |
| Control | HIGH | | |
| Lot | B0222H | | |

Year 2022

Month MARCH

| | |
|---------|-------|
| SD | 2.71 |
| Mean | 52.59 |
| (+) 3SD | 60.71 |
| (+) 2SD | 58.00 |
| (+) 1SD | 55.30 |
| (-) 1SD | 49.89 |
| (-) 2SD | 47.18 |
| (-) 3SD | 44.47 |

| SL No | Result |
|-------|--------|
| 1 | 48.5 |
| 2 | 46.7 |
| 3 | 52.8 |
| 4 | 54.7 |
| 5 | 49.6 |
| 6 | 53.4 |
| 7 | 52.6 |
| 8 | 53.1 |
| 9 | 52.8 |
| 10 | 52.7 |
| 11 | 52.6 |
| 12 | 54.4 |
| 13 | 56.1 |
| 14 | 56.3 |



15
25

Month **MARCH**

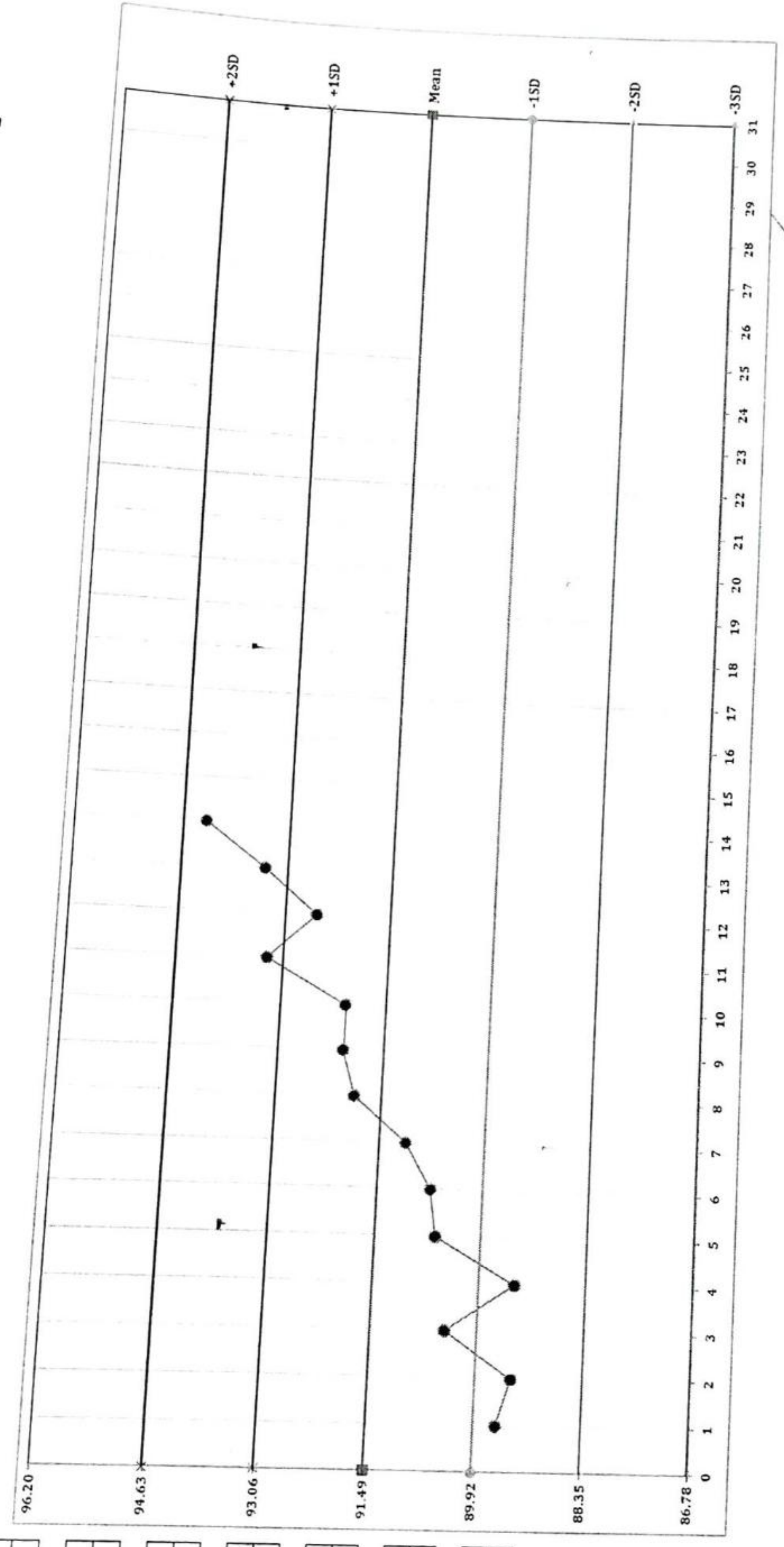
Year **2022**

| SL.No | Result |
|-------|--------|
| 1 | 89.6 |
| 2 | 89.4 |
| 3 | 90.4 |
| 4 | 89.4 |
| 5 | 90.6 |
| 6 | 90.7 |
| 7 | 91.1 |
| 8 | 91.9 |
| 9 | 92.1 |
| 10 | 92.1 |
| 11 | 93.3 |
| 12 | 92.6 |
| 13 | 93.4 |
| 14 | 94.3 |

| | |
|---------|-------|
| SD | 1.57 |
| Mean | 91.49 |
| (+) 3SD | 96.20 |
| (+) 2SD | 94.63 |
| (+) 1SD | 93.06 |
| (-) 1SD | 89.92 |
| (-) 2SD | 88.35 |
| (-) 3SD | 86.78 |

Quality Control (LJ) Chart

| | | | |
|---------|--------|---------|--------|
| Test | MICV | Machine | SEWLAB |
| Control | HIGH | | |
| Lot | B0222H | | |



PC

Signature

Month MARCH

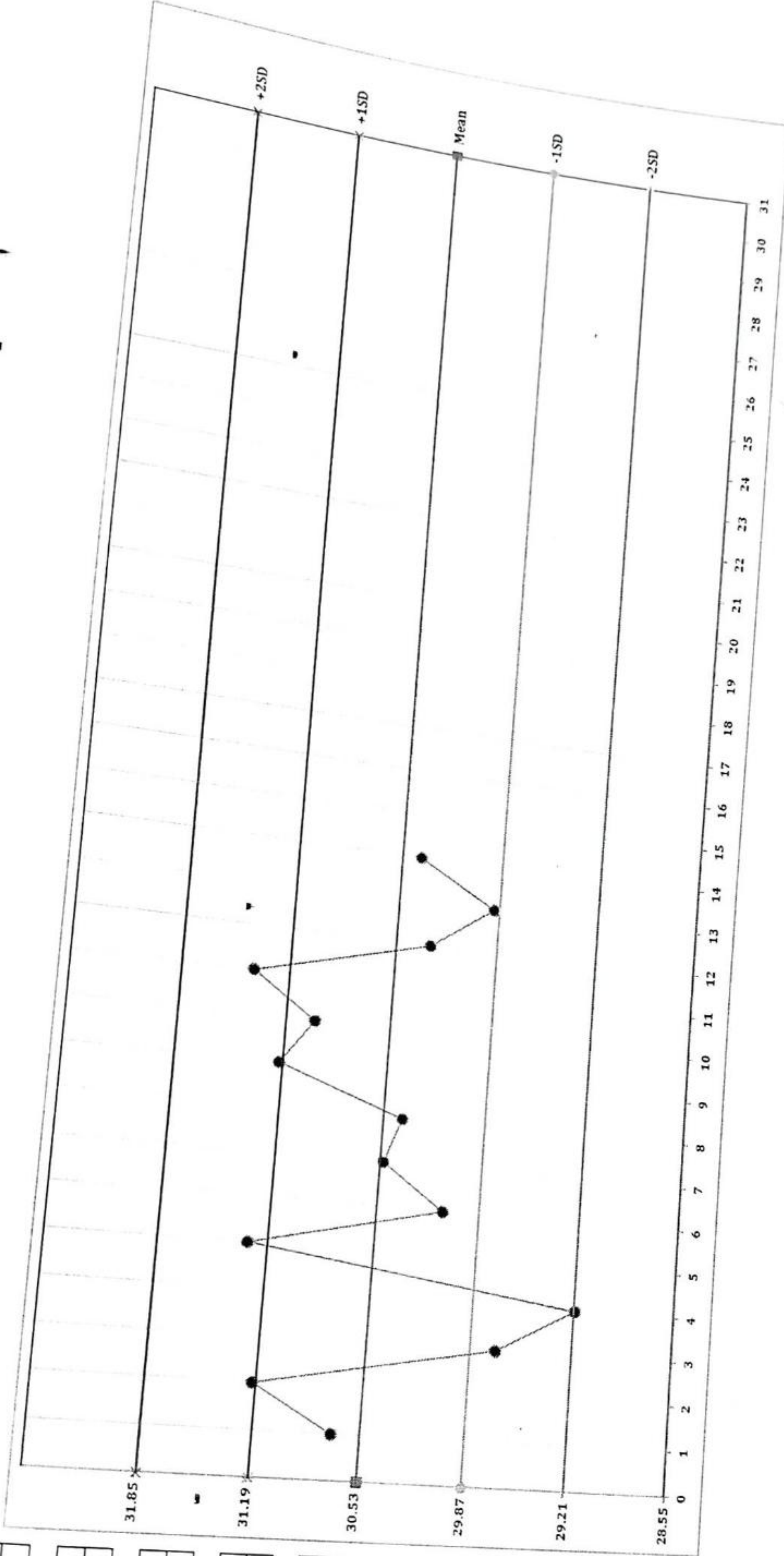
Year 2022

Quality Control (LJ) Chart

| | | | |
|---------|--------|---------|--------|
| Test | MCH | Machine | SEWLAB |
| Control | HIGH | | |
| Lot | B0222H | | |

| SL No | Result |
|-------|--------|
| 1 | 30.7 |
| 2 | 31.2 |
| 3 | 29.7 |
| 4 | 29.2 |
| 5 | 31.3 |
| 6 | 30.1 |
| 7 | 30.5 |
| 8 | 30.4 |
| 9 | 31.2 |
| 10 | 31.0 |
| 11 | 31.4 |
| 12 | 30.3 |
| 13 | 29.9 |
| 14 | 30.4 |

| | |
|---------|-------|
| SD | 0.66 |
| Mean | 30.52 |
| (+) 3SD | 32.49 |
| (+) 2SD | 31.84 |
| (+) 1SD | 31.18 |
| (-) 1SD | 29.86 |
| (-) 2SD | 29.21 |
| (-) 3SD | 28.55 |



Quality Control (LJ) Chart

| | | | |
|---------|---------|---------|--------|
| Test | MCHC | Machine | SEWLAB |
| Control | HIGH | | |
| Lot # | B02222H | | |

Month MARCH Year 2022

| SL No | Result |
|-------|--------|
| 1 | 34.3 |
| 2 | 34.8 |
| 3 | 32.8 |
| 4 | 32.6 |
| 5 | 34.6 |
| 6 | 33.2 |
| 7 | 33.4 |
| 8 | 33.1 |
| 9 | 33.8 |
| 10 | 33.6 |
| 11 | 33.6 |
| 12 | 32.7 |
| 13 | 32.0 |
| 14 | 32.2 |

| | |
|------|-------|
| SD | 0.85 |
| Mean | 33.34 |

| | |
|---------|-------|
| (+) 3SD | 35.89 |
|---------|-------|

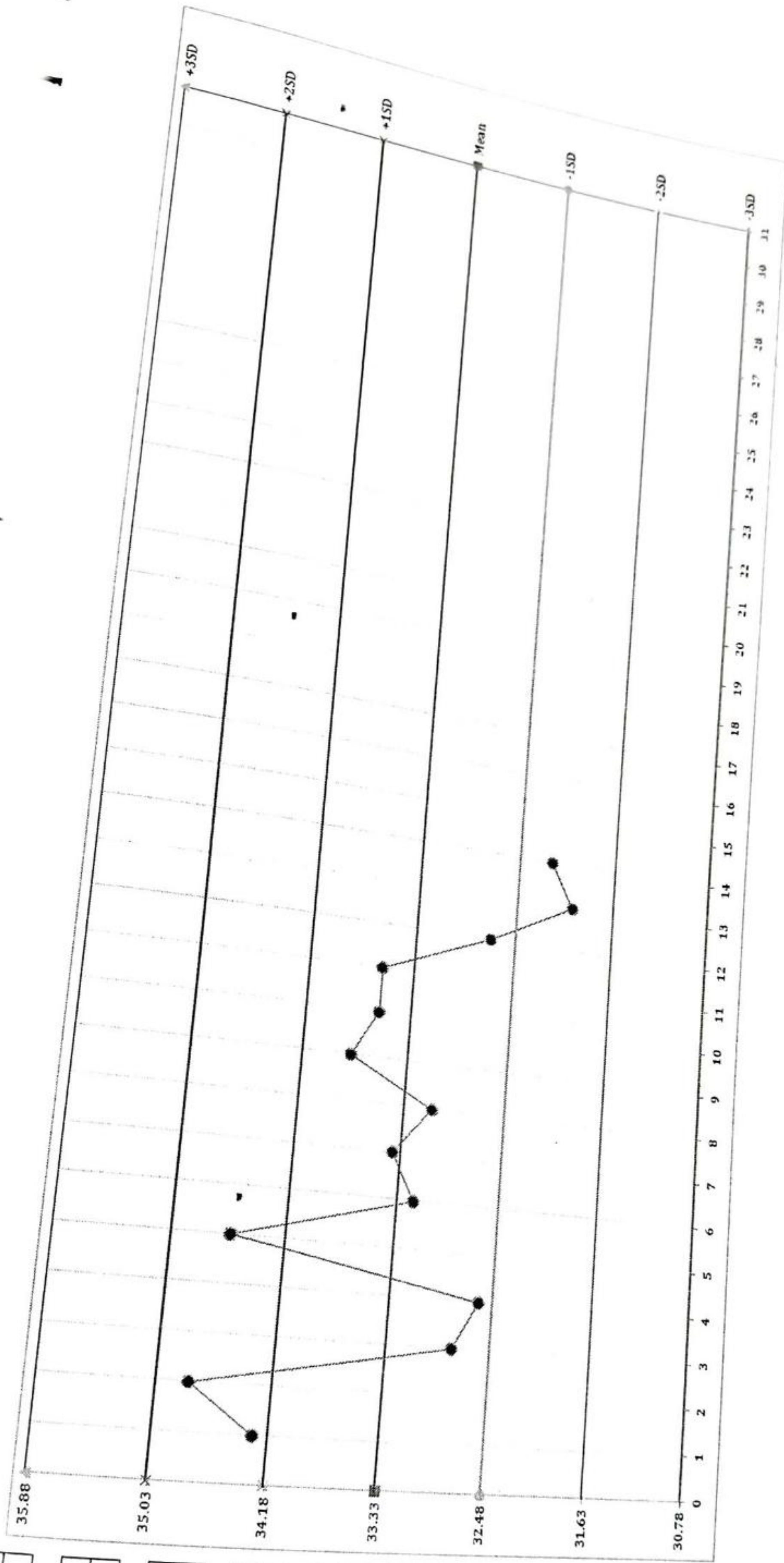
| | |
|---------|-------|
| (+) 2SD | 35.04 |
|---------|-------|

| | |
|---------|-------|
| (+) 1SD | 34.19 |
|---------|-------|

| | |
|---------|-------|
| (-) 1SD | 32.48 |
|---------|-------|

| | |
|---------|-------|
| (-) 2SD | 31.63 |
|---------|-------|

| | |
|---------|-------|
| (-) 3SD | 30.78 |
|---------|-------|



[Handwritten signature]

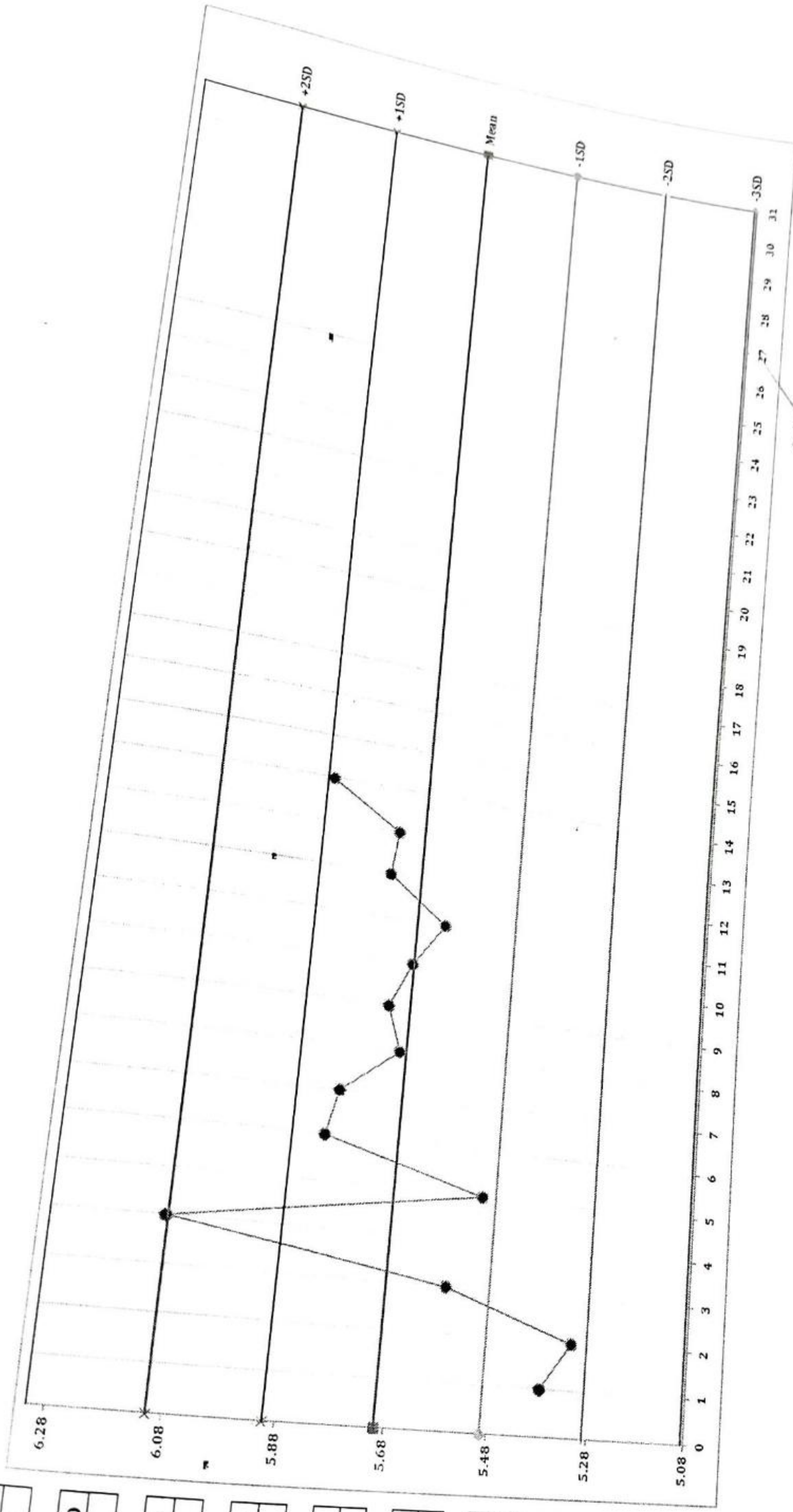
Quality Control (LJ) Chart

| | | | |
|---------|---------|---------|--------|
| Test | PLATLET | Machine | SEWLAB |
| Control | HIGH | | |
| Lot | B0222H | | |

Month MARCH Year 2022

| SL No | Result |
|-------|--------|
| 1 | 5.38 |
| 2 | 5.32 |
| 3 | 5.58 |
| 4 | 6.11 |
| 5 | 5.5 |
| 6 | 5.8 |
| 7 | 5.8 |
| 8 | 5.7 |
| 9 | 5.7 |
| 10 | 5.7 |
| 11 | 5.6 |
| 12 | 5.8 |
| 13 | 5.8 |
| 14 | 5.89 |
| | |
| | |
| | |
| | |
| | |
| | |
| | |
| | |
| | |

| | |
|---------|------|
| SD | 0.20 |
| Mean | 5.70 |
| (+) 3SD | 6.31 |
| (+) 2SD | 6.11 |
| (+) 1SD | 5.90 |
| (-) 1SD | 5.49 |
| (-) 2SD | 5.29 |
| (-) 3SD | 5.08 |



Quality Control (LJ) Chart

| | | | |
|---------|--------|---------|--------|
| Test | HB | Machine | SEWLAB |
| Control | NORMAL | | |
| Lot | B0222 | | |

| | |
|-------|------|
| Month | FEB |
| Year | 2022 |

| SL No | Result |
|-------|--------|
| 1 | 13.1 |
| 2 | 13 |
| 3 | 13.2 |
| 4 | 13.2 |
| 5 | 12.7 |
| 6 | 13 |
| 7 | 12.9 |
| 8 | 12.8 |
| 9 | 13.1 |
| 10 | 13.1 |
| 11 | 13.1 |
| 12 | 13.2 |
| 13 | 12.9 |
| 14 | 12.8 |
| 15 | 13.3 |
| 16 | 13.1 |
| | |
| | |
| | |
| | |
| | |
| | |
| | |
| | |
| | |
| | |
| | |
| | |
| | |
| | |
| | |
| | |
| | |
| | |
| | |
| | |

| | |
|------|-------|
| SD | 0.17 |
| Mean | 13.03 |

| | |
|---------|-------|
| (+) 3SD | 13.54 |
|---------|-------|

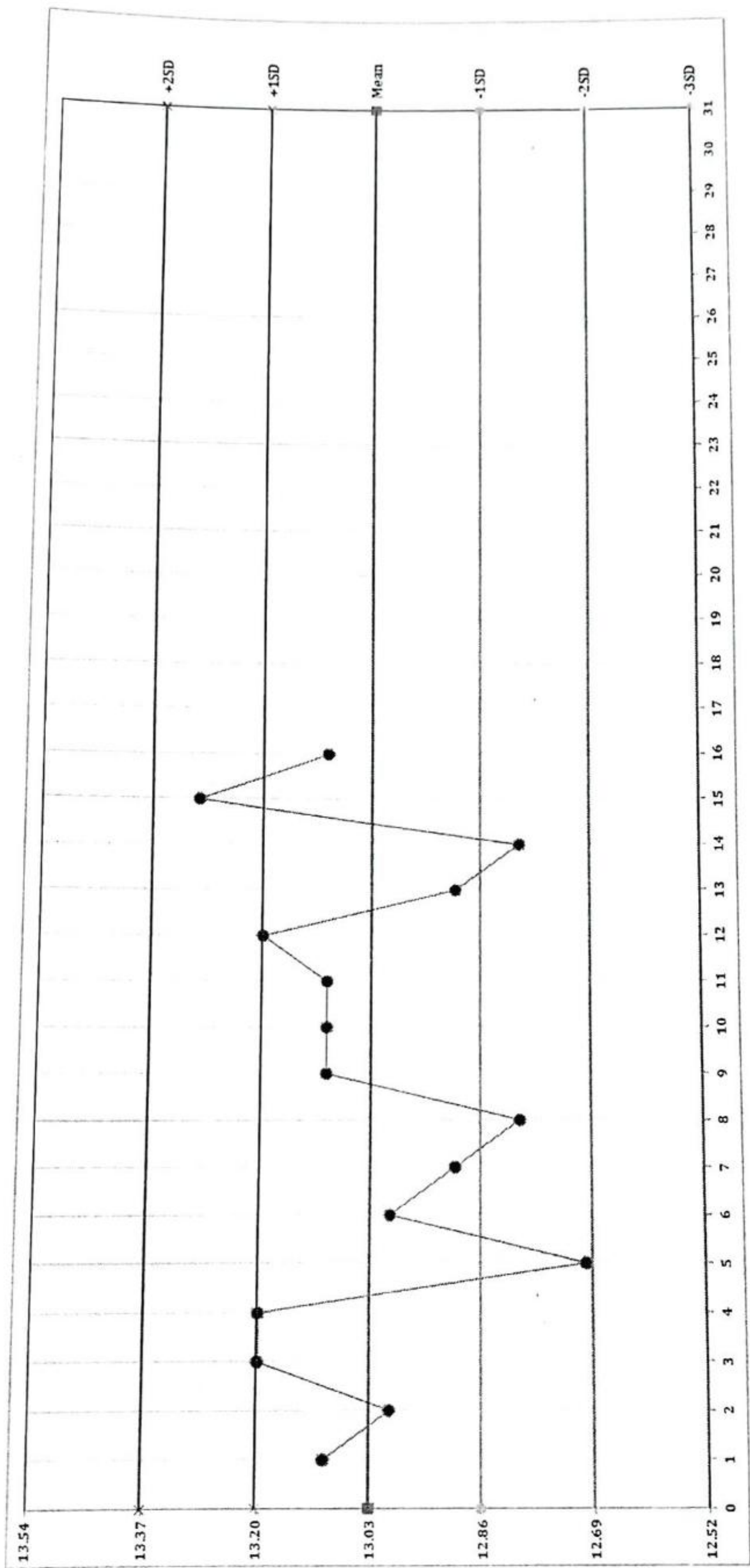
| | |
|---------|-------|
| (+) 2SD | 13.37 |
|---------|-------|

| | |
|---------|-------|
| (+) 1SD | 13.20 |
|---------|-------|

| | |
|---------|-------|
| (-) 1SD | 12.86 |
|---------|-------|

| | |
|---------|-------|
| (-) 2SD | 12.69 |
|---------|-------|

| | |
|---------|-------|
| (-) 3SD | 12.52 |
|---------|-------|



Quality Control (LJ) Chart

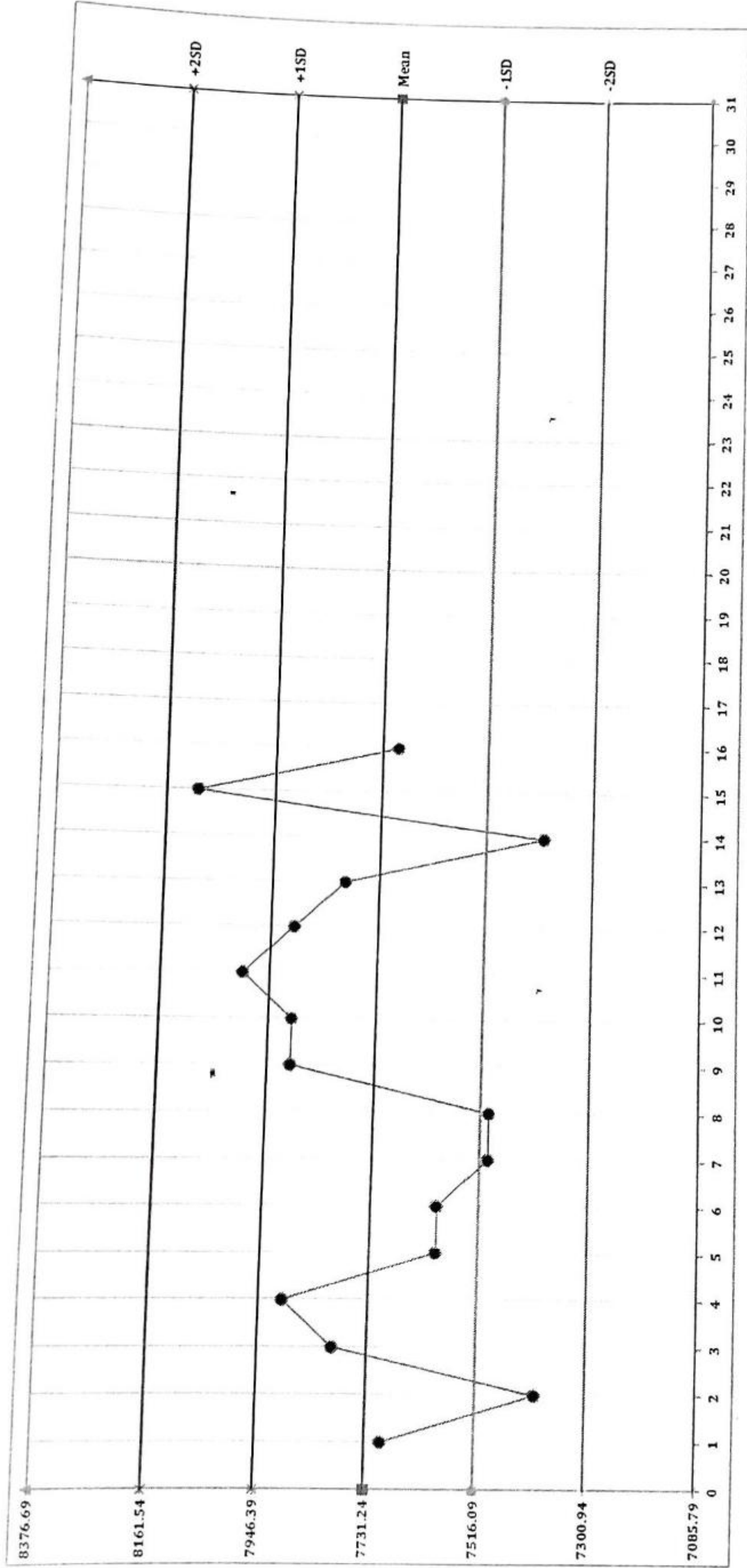
| | | | |
|---------|--------|---------|--------|
| Test | TLC | Machine | SEWLAB |
| Control | NORMAL | | |
| Lot | B0222 | | |

Year 2022

Month FEB

| SL No | Result |
|-------|--------|
| 1 | 7700 |
| 2 | 7400 |
| 3 | 7800 |
| 4 | 7900 |
| 5 | 7600.0 |
| 6 | 7600 |
| 7 | 7500 |
| 8 | 7500.0 |
| 9 | 7900.0 |
| 10 | 7900.0 |
| 11 | 8000.0 |
| 12 | 7900.0 |
| 13 | 7800 |
| 14 | 7400 |
| 15 | 8100 |
| 16 | 7700 |

| | |
|---------|---------|
| SD | 215.15 |
| Mean | 7731.25 |
| (+) 3SD | 8376.71 |
| (+) 2SD | 8161.56 |
| (+) 1SD | 7946.40 |
| (-) 1SD | 7516.10 |
| (-) 2SD | 7300.94 |
| (-) 3SD | 7085.79 |



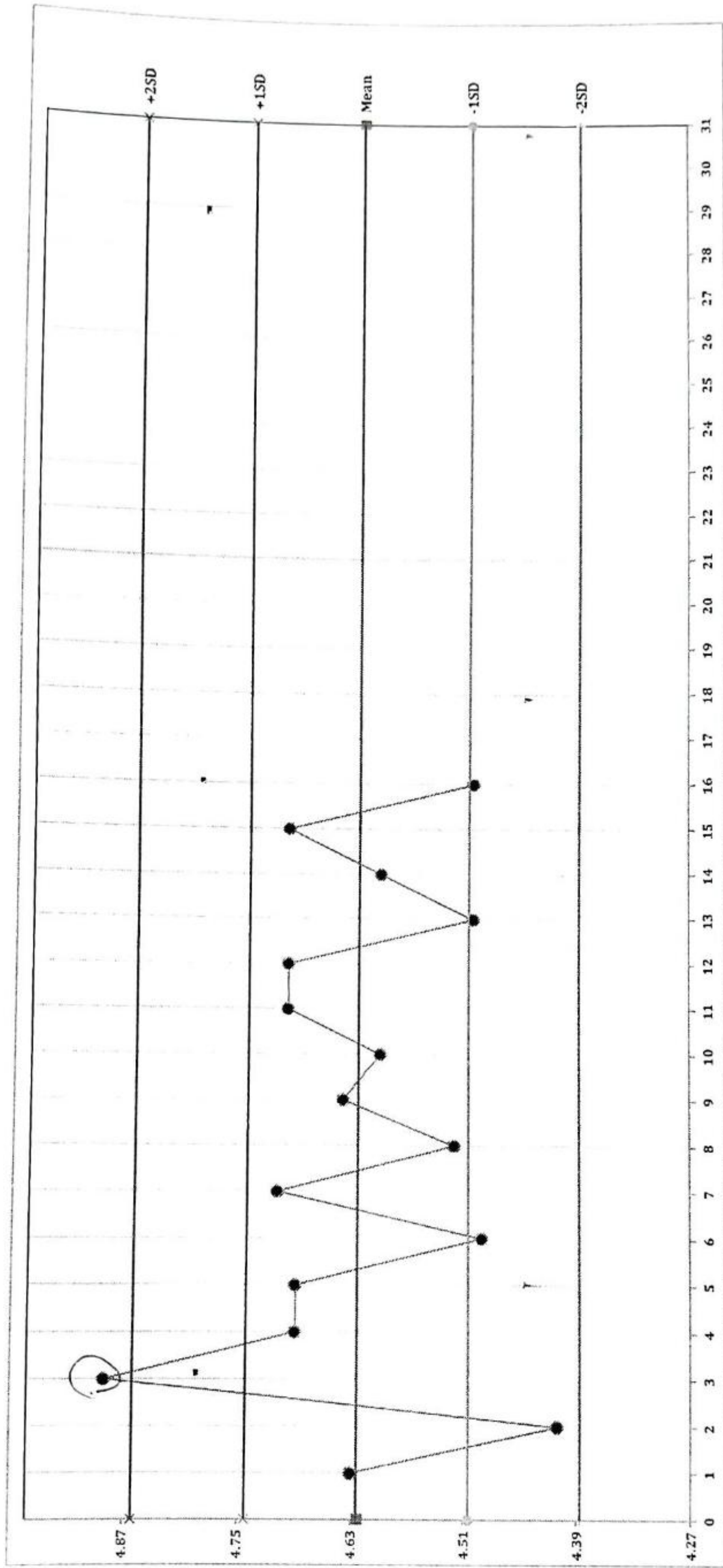
Quality Control (LJ) Chart

| | | | |
|---------|--------|---------|--------|
| Test | RBC | Machine | SEWLAB |
| Control | NORMAL | | |
| Lot | B0222 | | |

| | | | |
|-------|-----|------|------|
| Month | FEB | Year | 2022 |
|-------|-----|------|------|

| SL No | Result |
|-------|--------|
| 1 | 4.63 |
| 2 | 4.41 |
| 3 | 4.89 |
| 4 | 4.69 |
| 5 | 4.7 |
| 6 | 4.49 |
| 7 | 4.71 |
| 8 | 4.5 |
| 9 | 4.6 |
| 10 | 4.6 |
| 11 | 4.7 |
| 12 | 4.7 |
| 13 | 4.5 |
| 14 | 4.6 |
| 15 | 4.7 |
| 16 | 4.5 |

| | |
|---------|------|
| SD | 0.12 |
| Mean | 4.62 |
| (+) 3SD | 4.98 |
| (+) 2SD | 4.86 |
| (+) 1SD | 4.74 |
| (-) 1SD | 4.50 |
| (-) 2SD | 4.39 |
| (-) 3SD | 4.27 |



Handwritten signature and date: 1-28-22

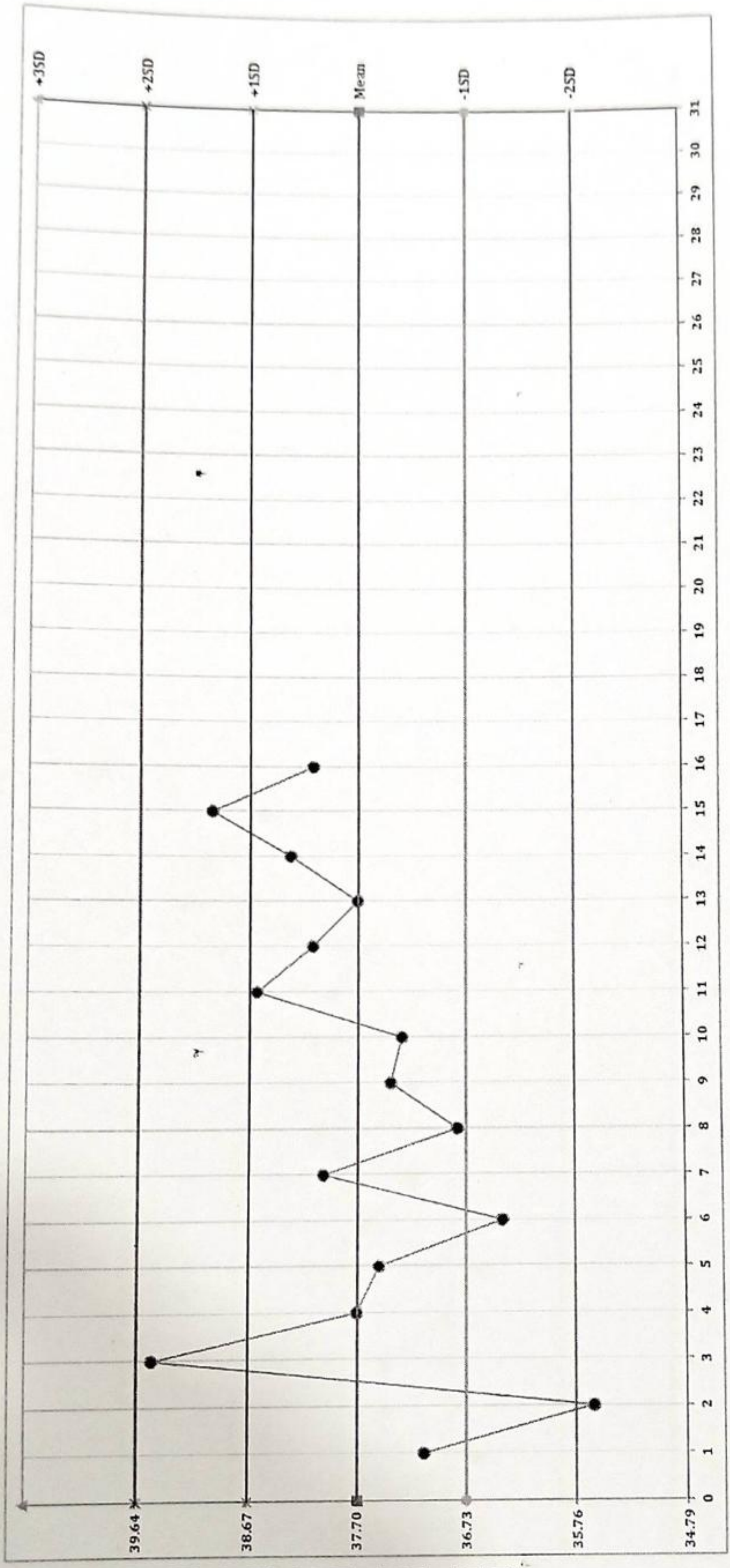
Quality Control (LJ) Chart

| | | | |
|---------|--------|---------|--------|
| Test | PCV | Machine | SEWLAB |
| Control | NORMAL | | |
| Lot | B0222 | | |

| | |
|-------|------|
| Month | FEB |
| Year | 2022 |

| SL No | Result |
|-------|--------|
| 1 | 37.1 |
| 2 | 35.6 |
| 3 | 39.5 |
| 4 | 37.7 |
| 5 | 37.5 |
| 6 | 36.4 |
| 7 | 38.0 |
| 8 | 36.8 |
| 9 | 37.4 |
| 10 | 37.3 |
| 11 | 38.6 |
| 12 | 38.1 |
| 13 | 37.7 |
| 14 | 38.3 |
| 15 | 39.0 |
| 16 | 38.1 |
| | |
| | |
| | |
| | |
| | |
| | |
| | |
| | |
| | |

| | |
|---------|-------|
| SD | 0.97 |
| Mean | 37.69 |
| (+) 3SD | 40.60 |
| (-) 2SD | 39.63 |
| (+) 1SD | 38.66 |
| (-) 1SD | 36.73 |
| (-) 2SD | 35.76 |
| (-) 3SD | 34.79 |



Handwritten signature and date: 1-2-2022

Quality Control (LJ) Chart

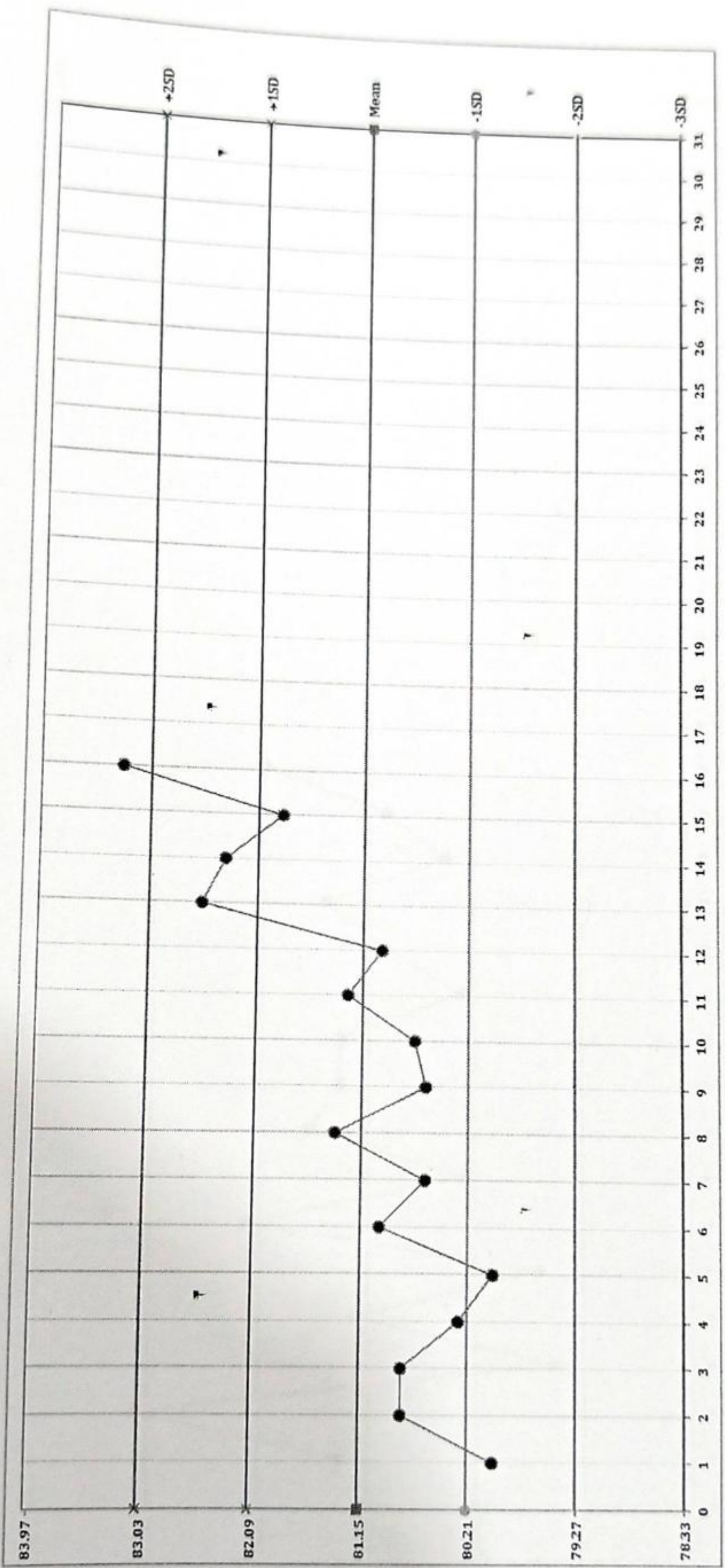
| | | | |
|---------|--------|---------|--------|
| Test | MCV | Machine | SEWLAB |
| Control | NORMAL | | |
| Lot | B0222 | | |

Year 2022

Month FEB

| SL.No | Result |
|-------|--------|
| 1 | 80 |
| 2 | 80.8 |
| 3 | 80.8 |
| 4 | 80.3 |
| 5 | 80.0 |
| 6 | 81.0 |
| 7 | 80.6 |
| 8 | 81.4 |
| 9 | 80.6 |
| 10 | 80.7 |
| 11 | 81.3 |
| 12 | 81.0 |
| 13 | 82.6 |
| 14 | 82.4 |
| 15 | 81.9 |
| 16 | 83.3 |

| | |
|---------|-------|
| SD | 0.94 |
| Mean | 81.17 |
| (+) 3SD | 84.00 |
| (+) 2SD | 83.06 |
| (+) 1SD | 82.11 |
| (-) 1SD | 80.22 |
| (-) 2SD | 79.28 |
| (-) 3SD | 78.33 |



Handwritten signature and notes in the top right corner.

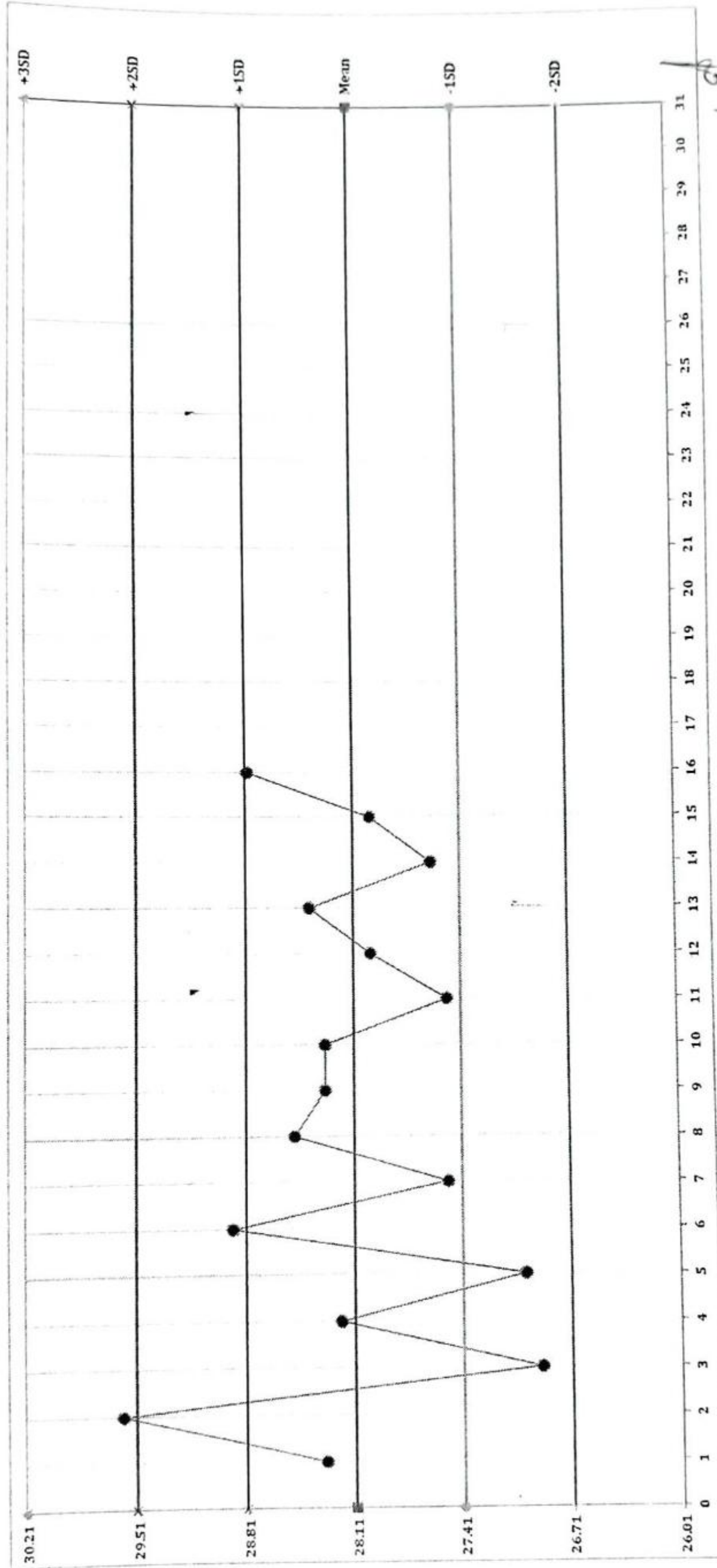
Quality Control (LJ) Chart

| | | | |
|---------|--------|---------|--------|
| Test | MCH | Machine | SEWLAB |
| Control | NORMAL | | |
| Lot | B0222 | | |

| | | | |
|-------|-----|------|------|
| Month | FEB | Year | 2022 |
|-------|-----|------|------|

| SL No | Result |
|-------|--------|
| 1 | 28.3 |
| 2 | 29.6 |
| 3 | 26.9 |
| 4 | 28.2 |
| 5 | 27.0 |
| 6 | 28.9 |
| 7 | 27.5 |
| 8 | 28.5 |
| 9 | 28.3 |
| 10 | 28.3 |
| 11 | 27.5 |
| 12 | 28.0 |
| 13 | 28.4 |
| 14 | 27.6 |
| 15 | 28.0 |
| 16 | 28.8 |

| | |
|---------|-------|
| SD | 0.70 |
| Mean | 28.11 |
| (+) 3SD | 30.22 |
| (+) 2SD | 29.52 |
| (+) 1SD | 28.81 |
| (-) 1SD | 27.41 |
| (-) 2SD | 26.71 |
| (-) 3SD | 26.01 |



Quality Control (LJ) Chart

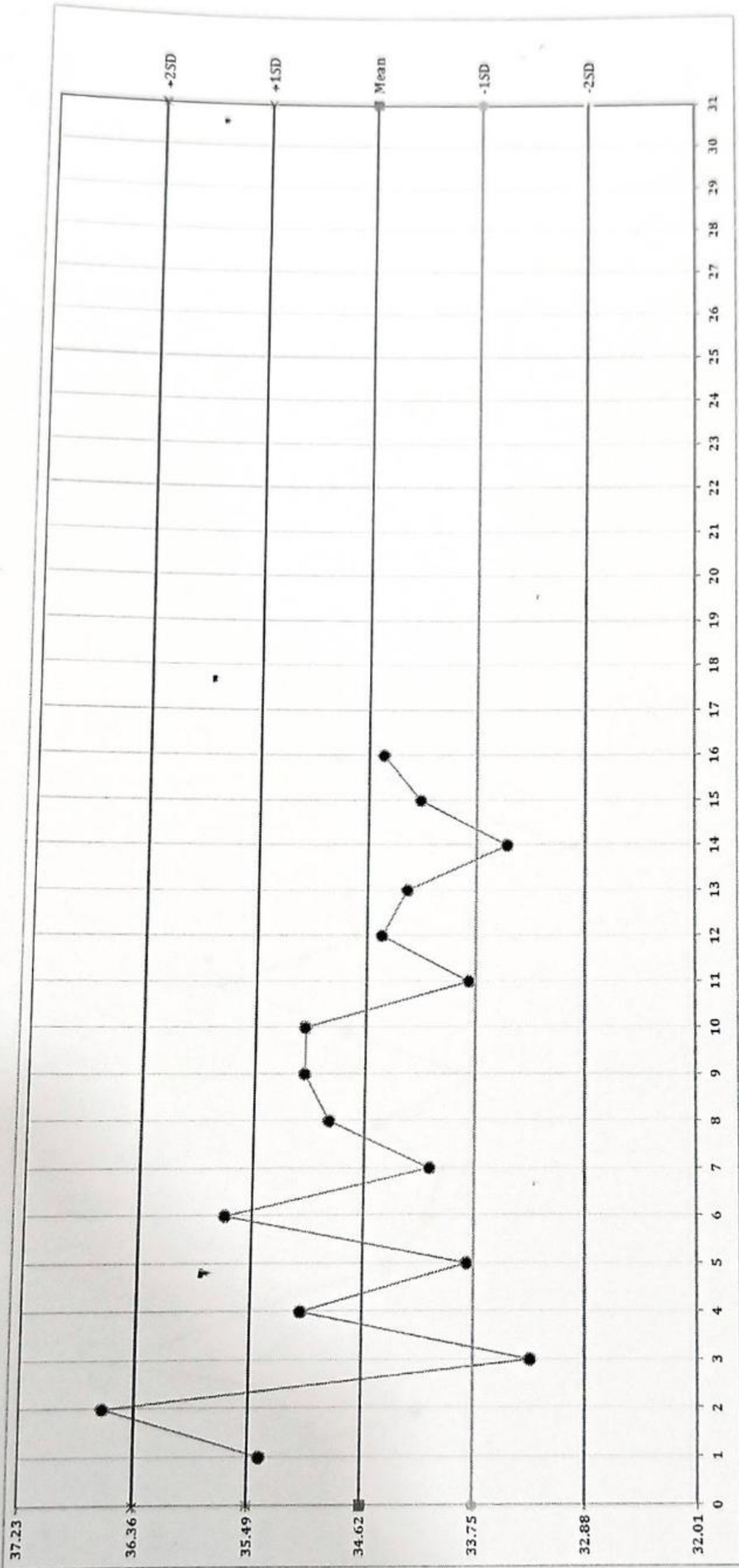
| | | | |
|---------|--------|---------|--------|
| Test | MCHC | Machine | SEWLAB |
| Control | NORMAL | | |
| Lot | B0222 | | |

Year 2022

Month FEB

| | |
|---------|-------|
| SD | 0.87 |
| Mean | 34.62 |
| (+) 3SD | 37.23 |
| (+) 2SD | 36.36 |
| (+) 1SD | 35.49 |
| (-) 1SD | 33.75 |
| (-) 2SD | 32.88 |
| (-) 3SD | 32.01 |

| SL No | Result |
|-------|--------|
| 1 | 35.4 |
| 2 | 36.6 |
| 3 | 33.3 |
| 4 | 35.1 |
| 5 | 33.8 |
| 6 | 35.7 |
| 7 | 34.1 |
| 8 | 34.9 |
| 9 | 35.1 |
| 10 | 35.1 |
| 11 | 33.8 |
| 12 | 34.5 |
| 13 | 34.3 |
| 14 | 33.5 |
| 15 | 34.2 |
| 16 | 34.5 |



Handwritten signature
 12/02/22

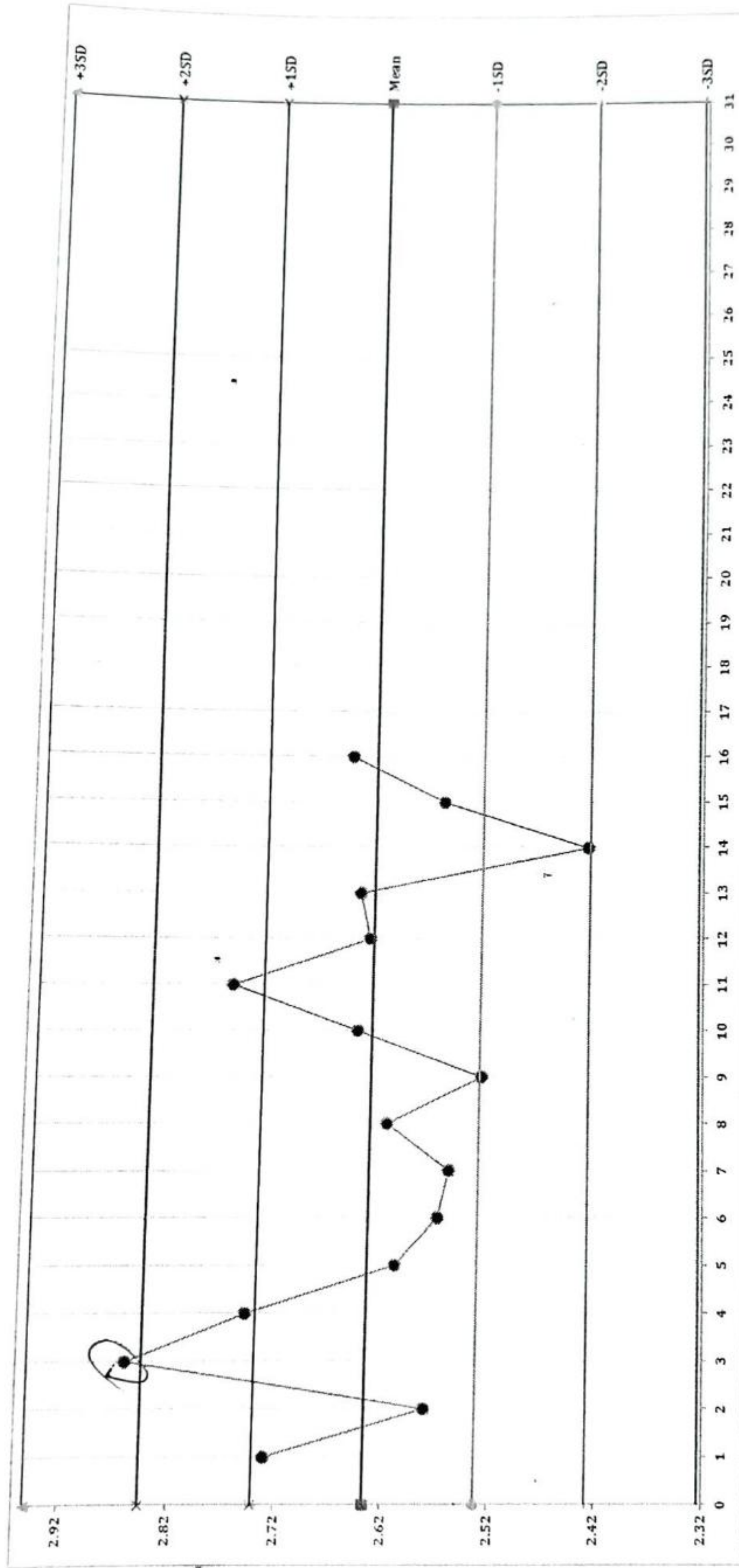
Quality Control (LJ) Chart

| | | | |
|---------|---------|---------|--------|
| Test | PLATLET | Machine | SEWLAB |
| Control | NORMAL | | |
| Lot | B0222 | | |

| | |
|------|------|
| Year | 2022 |
|------|------|

| | |
|-------|-----|
| Month | FEB |
|-------|-----|

| SL No | Result | SD |
|-------|--------|---------|
| 1 | 2.73 | 0.10 |
| 2 | 2.58 | Mean |
| 3 | 2.86 | 2.64 |
| 4 | 2.75 | (+) 3SD |
| 5 | 2.6 | 2.95 |
| 6 | 2.6 | (+) 2SD |
| 7 | 2.6 | 2.84 |
| 8 | 2.6 | (+) 1SD |
| 9 | 2.5 | 2.74 |
| 10 | 2.7 | (-) 1SD |
| 11 | 2.8 | 2.53 |
| 12 | 2.6 | (-) 2SD |
| 13 | 2.65 | 2.43 |
| 14 | 2.43 | (-) 3SD |
| 15 | 2.6 | 2.32 |
| 16 | 2.66 | |



Handwritten signature and initials.



PROFICIENCY TESTING REPORT
 ISHTM-AIIMS EXTERNAL QUALITY ASSURANCE PROGRAMME
 NABL accredited program as per ISO 15189:2013 standard
 Organized By Department of Hematology, AIIMS, New Delhi-110029



Duration of stability testing - minimum upto 8 days at ambient temp after dispatch of specimens

EQAP CODE No. : 3113
 Instrument ID: 15610

Distribution No.: 155-H Month/Year: March/2022

Name & Contact No. of PT Co-ordinator: Dr. Seema Tyagi (Prof.), Hematology, AIIMS, Delhi.
 Tel: 9013085730, E-Mail : accuracy2000@gmail.com
 Date of issue & status of the report: 11-05-2022[Final].

CBC and Retic Assessment

| Test Parameters | S.No. | Among Lab (Accuracy Testing) | | | | | | Within Lab (Precision Testing) | | | |
|---------------------------|-------|------------------------------|---------------|------------------------------|---|--------------------------------|---------|---------------------------------|---|--------------------------------|---------|
| | | Your Result 1 | Your Result 2 | Your Results Sum of 2, Value | Consensus result sum of 2 values (Assigned Value) | Uncertainty of Assigned Values | Z Score | Yours Results Diff. of 2 Values | Consensus Result Diff. of 2 values (Assigned Value) | Uncertainty of Assigned Values | Z Score |
| WBC x10 ³ /µl | 1 | 4.1 | 4 | 8.1 | 8.1 | 0.0550 | 0.00 | 0.1 | 0.1 | 0.0090 | 0.00 |
| RBC x10 ⁶ /µl | 1 | 3.51 | 3.49 | 7 | 6.8 | 0.0100 | 1.15 | 0.02 | 0.04 | 0.0030 | -0.60 |
| Hb g/dl | 1 | 12.1 | 12 | 24.1 | 24 | 0.0400 | 0.13 | 0.1 | 0.1 | 0.0110 | 0.00 |
| HCT% | 1 | 35.3 | 35.2 | 70.5 | 70.1 | 0.1840 | 0.11 | 0.1 | 0.4 | 0.0340 | -0.81 |
| MCV-fl | 1 | 100.8 | 100.3 | 201.1 | 207.3 | 0.4150 | -0.84 | 0.5 | 0.4 | 0.0460 | 0.18 |
| MCH-Pg | 1 | 34.6 | 34.3 | 68.9 | 70.1 | 0.1370 | -0.50 | 0.3 | 0.3 | 0.0260 | 0.00 |
| MCHC-g/dl | 1 | 34.3 | 34.1 | 68.4 | 68 | 0.2000 | 0.10 | 0.2 | 0.3 | 0.0140 | -0.27 |
| Plt. x10 ³ /µl | 1 | 124 | 122 | 246 | 294 | 1.69 | -1.44 | 2 | 5 | 0.49 | -0.50 |
| Retic % | 2 | 7.8 | 7.6 | 15.4 | 12.5 | 0.43 | 0.34 | 0.2 | 0.5 | 0.05 | -0.50 |

P.S. Assessment

| YOUR REPORT | | CONSENSUS REPORT | |
|----------------|---|---|---|
| DLC% | 3 | Neutrophils 75%, Lymphs 15%, Eos 10%, Monocytes 10%, Platelets 14, Mon 15, Blast 2.8, Lymphs 2.9, Neutrophils 2.5, WBC/WBcd/BasedMean 9.5 | Neutrophils 75%, Lymphs 14-25%, Mon 1-15, Blast 2.8, Lymphs 2.9, Neutrophils 2.5, WBC/WBcd/BasedMean 9.5 |
| RBC Morphology | 3 | Microcytic, normochromic, mild hypochromia with narrow distribution | Microcytic, normochromic, mild hypochromia with narrow distribution, Microcytic, normochromic, mild hypochromia with narrow distribution, Microcytic, normochromic, mild hypochromia with narrow distribution |
| Diagnosis | 3 | CML | CML, Myeloid Leukemia (Chronic, Phase) |

Handwritten signature and notes:
 The following
 are noted
 [Signature]

COMBINED DATA VALUES OF TOTAL PARTICIPANTS

| Test parameters | S.No. | Total participants covered in the current dist. 155--H | Total No. responded | % of Labs with Z Score 0-2 | | % of Labs with Z Score 2-3 | | % of Labs with Z Score >3 | |
|---------------------------|-------|--|---------------------|---|------------|----------------------------|------------|---------------------------|------------|
| | | | | Among labs | Within lab | Among labs | Within lab | Among labs | Within lab |
| WBC x10 ³ /µl | 1 | 151 | 151 | 84.11 | 91.39 | 1.32 | 1.32 | 14.57 | 7.29 |
| RBC x10 ⁶ /µl | 1 | 151 | 151 | 86.75 | 88.74 | 9.27 | 7.28 | 3.98 | 3.98 |
| Hb g/dl | 1 | 151 | 151 | 90.07 | 90.07 | 7.28 | 2.65 | 2.65 | 7.28 |
| HCT% | 1 | 151 | 151 | 93.38 | 90.73 | 5.96 | 5.96 | 0.66 | 3.31 |
| MCV-fl | 1 | 151 | 151 | 91.39 | 94.04 | 6.62 | 3.97 | 1.99 | 1.99 |
| MCH-Pg | 1 | 151 | 151 | 91.39 | 88.74 | 4.64 | 5.96 | 3.97 | 5.3 |
| MCHC-g/dl | 1 | 151 | 151 | 94.04 | 94.7 | 5.3 | 2.65 | 0.66 | 2.65 |
| Plt. x10 ³ /µl | 1 | 151 | 151 | 96.69 | 90.73 | 2.65 | 5.3 | 0.66 | 3.97 |
| ReticCount% | 2 | 151 | 119 | 90.76 | 92.44 | 5.88 | 11.76 | 3.36 | 4.2 |
| PS Assessment | 3 | 151 | 121 | Satisfactory :86.1%, Borderline Sat. :10.59%, Unsatisfactory :3.31% | | | | | |

Comments:

1). Among Lab (EQA) : **Results acceptable.**

2). Within Lab (IQA) : **Precision acceptable.**

Note-1: EQA (External Quality Assurance) : Your Performance among various of participating labs in PT, to determine the accuracy of your results.

IQA (Internal Quality Assurance) : Your Performance of comparison of two consecutive measurement values within your lab to test the precision of your autoanalyzer.

Note-2: Z score among & within lab were calculated, as per to ISO/IEC 13528:2015 standard. Z score among lab

(EQA)= (Your Result Sum of two values - Consensus Result sum of two values)/(Normalised IQR)

Z score within lab (IQA)= (Your Result Difference of two values - Consensus Result difference of two values)/(Normalised IQR)

IQR = Quartile 3 - Quartile 1 of participant data, Normalised IQR = 0.7413 x IQR

Note-3: Z score 0 to ±2: Acceptable, Z score ±2 to ±3 :Warning Signal, Z score > ±3 : Unacceptable [As per ISO/IEC 13528:2015 standard]

Note-4: Z score value between "0 to ±2" are texted in green colour. Z score value between "±2 to ±3" are texted in orange colour. Z score value > ±3 are texted in red colour.

Note-5: Homogeneity and stability testing of PT sample were done as per ISO 13528:2015 standard. To pass homogeneity test, between sample SD (Ss) should be smaller than the check value (0.3*SDPA). To pass the stability test, average difference in measurement values of first and last day sample ($\bar{x}-\bar{y}$) should be smaller than the check value (0.3*SDPA).

Note-6: ISHTM-AIIMS-EQAP does not subcontract any task of its scheme

Note-7: Participants are free to use methods/analyzer of their own choice.

Note-8: Proficiency testing (PT) samples are sent quarterly to each participant.

Note-9: All the necessary details regarding design and implementation of PT, are provided in the instruction sheet as well as on programme's website www.ishtmaiimseqap.com.

Report authorized by,



Dr. Seema Tyagi (Prof.)

PT Co-ordinator: ISHTM-AIIMS-EQAP

Department of Hematology, AIIMS, New Delhi

-----End Of Report-----