

SACHDEVA DIAGNOSTICS PVT. LTD.

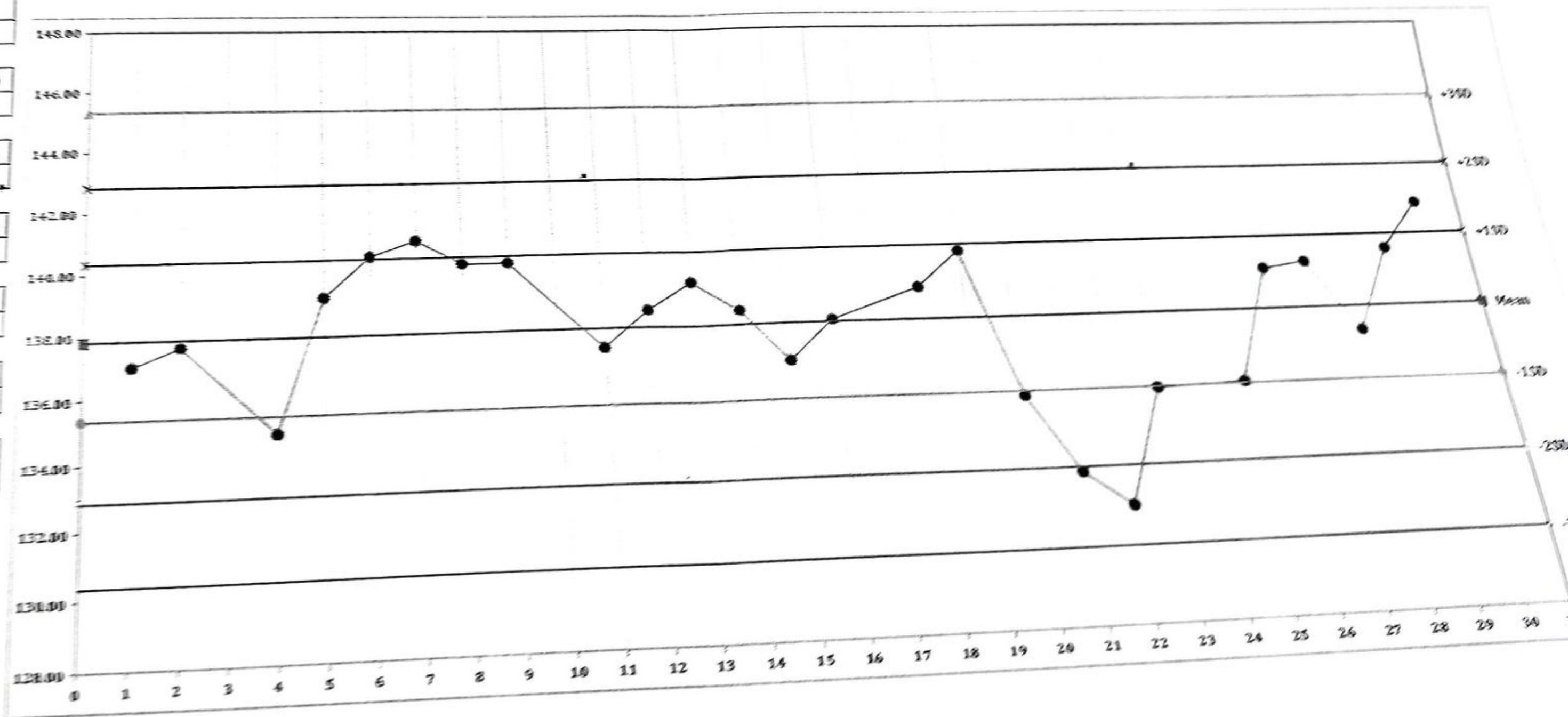
Quality Control (LJ) Chart

Test	SODIUM	Machine	NULYTE
Control	NORMAL		
Lot	MB112196		

Disc no: ADMIN
 Issue no: Rev no:
 Dated:

Month APRIL Year 2022

DATE	Result	SD
1	157	2.49
2	157.6	Mean
4	154.8	157.83
5	159.1	(+) 3SD
6	140.4	145.50
7	140.9	(+) 2SD
8	140.1	142.81
9	140.1	(+) 1SD
11	157.2	140.32
12	158.4	(-) 1SD
13	159.5	135.35
14	158.50	(-) 2SD
15	156.6	132.86
16	157.9	(-) 3SD
18	158.9	130.57
19	140.1	
20	135.2	
21	132.7	
22	151.6	
23	135.3	
24	135.4	
26	139.2	
27	139.4	
28	137.1	
29	139.8	
31	140.4	



Prepared by consultant pathologist

Issued by lab technician

Page no

Handwritten signature

SACHDEVA DIAGNOSTICS PVT. LTD.

Quality Control (LJ) Chart

Test	POTASSIUM	Machine	NULYTE
Control	NORMAL		
Lot	MB112196		

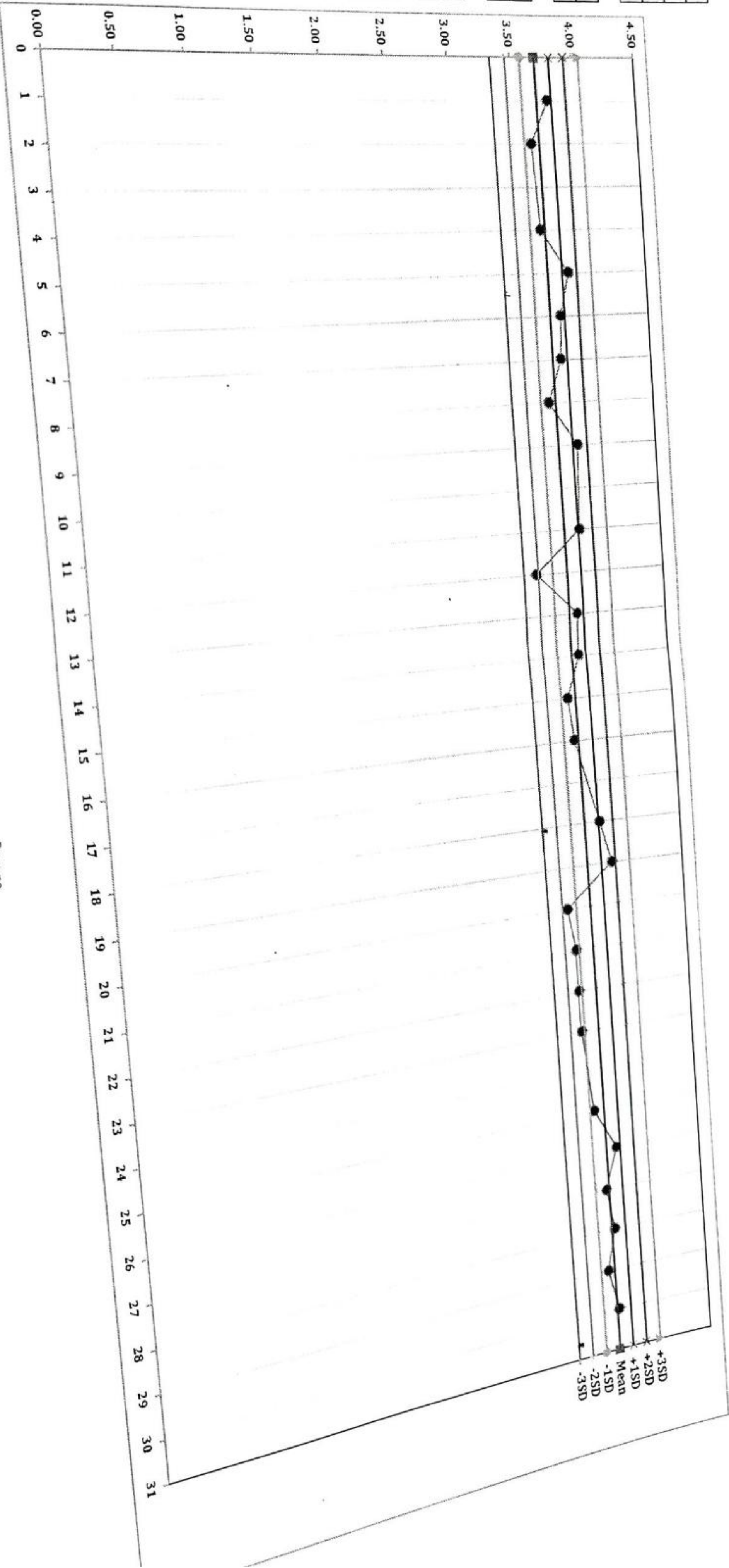
Doc no ADMIN
 Issue no.... Rev no...
 Dated

Month APRIL

Year 2022

DATE	Result
1	3.78
2	3.63
4	3.66
5	3.86
6	3.78
7	3.76
8	3.64
9	3.85
11	3.82
12	3.44
13	3.76
14	3.75
15	3.63
16	3.66
18	3.82
19	3.90
20	3.50
21	3.55
22	3.55
23	3.55
25	3.61
26	3.78
27	3.67
28	3.7
29	3.64
30	3.71

SD	0.12
Mean	3.69
(+) 3SD	4.05
(+) 2SD	3.93
(+) 1SD	3.81
(-) 1SD	3.57
(-) 2SD	3.46
(-) 3SD	3.34



Prepared by consultant pathologist

Issued by lab technician

Page no

[Handwritten Signature]

SACHDEVA DIAGNOSTIC PVT. LTD.

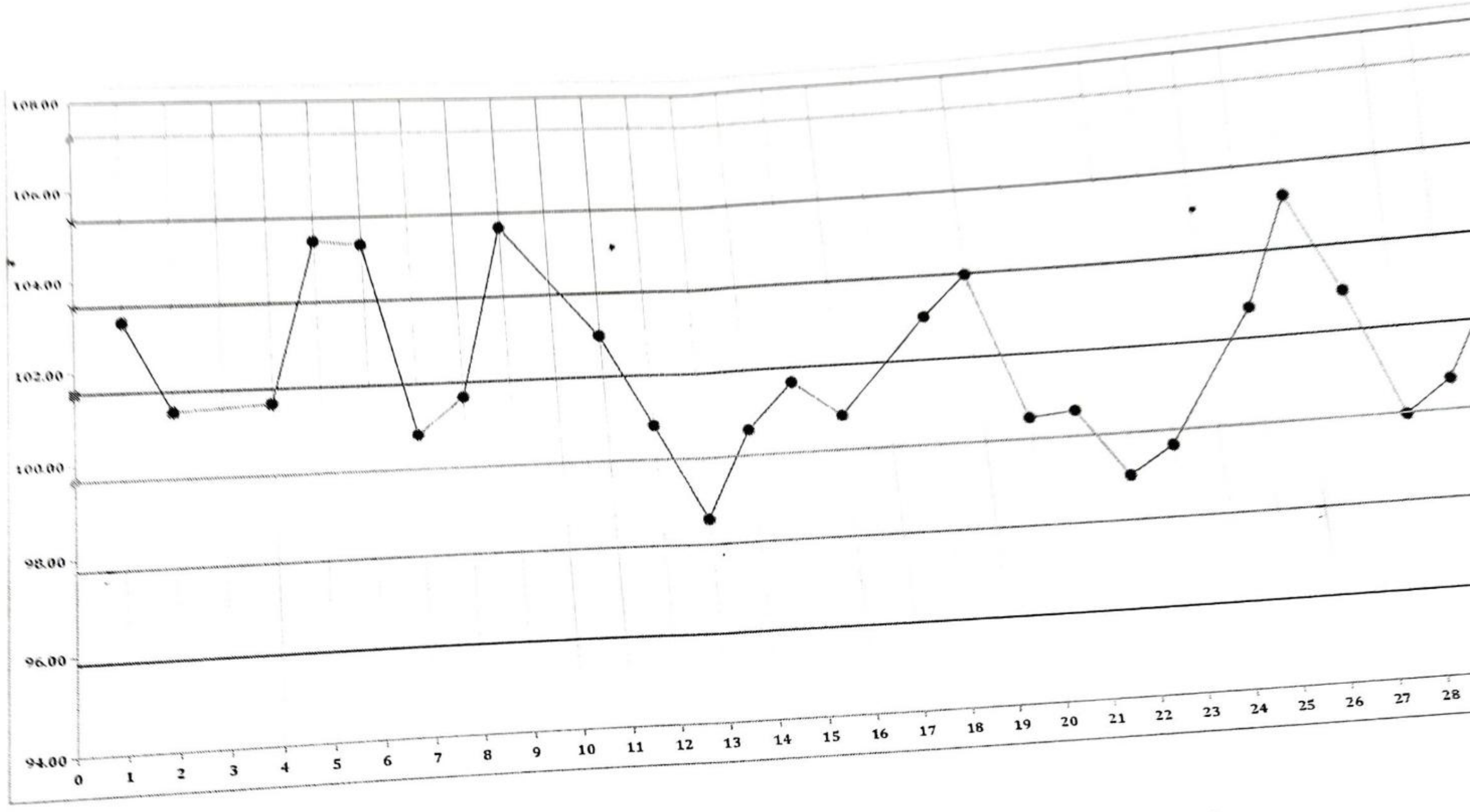
Quality Control (I.J) Chart

Page no. 1/1
Issue no. Rev no.
Dated

Month APRIL Year 2022

Test CHLORIDE Machine NULYTE
Control NORMAL
Lot MB112196

DATE	Result	SD
1	103.07	1.90
2	101.08	Mean
4	101.2	101.53
5	104.8	(+) 3SD
6	104.7	107.23
7	100.4	(+) 2SD
8	101.2	105.33
9	105.0	(+) 1SD
11	102.46	103.43
12	100.30	(-) 1SD
13	98.20	99.63
14	100.20	(-) 2SD
15	101.2	97.73
16	100.4	(-) 3SD
18	102.5	95.84
19	103.40	
20	100.10	
21	100.2	
22	98.7	
23	99.5	
25	102.2	
26	104.6	
27	102.4	
28	99.6	
29	100.3	
30	102.1	



Prepared by consultant pathologist

Issued by lab technician

Page no

Handwritten signatures

NULYTE SMART

CALIBRATION SLOPE
Na = 6.0000.01
K = 0.0000.001
Cl = 0.0000.001
N/E

Electrolyte Analyzer

1 2 3 4 5 CALIBRATE ANALYZE

6 7 8 9 0 MENU STANDBY



Nirmal Medical Systems

(AN ISO 9001 : 2015 & ISO 13485 : 2013 COMPANY)

Date: 22.03.2022

CALIBRATION CERTIFICATE

TO WHOMSOEVER IT MAY CONCERN

We hereby certify that the Electrolyte Analyzer Model **NuLYTE SMART**, SR. NO. NL3086 , which belongs to **Sachdeva Diagnostics, E-991, Saraswati Vihar, Pitampura, New Delhi-110034** and is installed in Laboratory is Standardized and tested on **22th March. 2022.**

S.N.	Electrode	Calibration Slope (mV)	Calibration Ranges (mV)
01	Na ⁺	57.431 mV/dec	38-70 mV/dec
02	K ⁺	55.558 mV/dec	38-70 mV/dec
03	iCa ⁺⁺	33.151 mV/dec	15-50 mV/dec
04	Cl ⁻	52.332 mV/dec	30-65 mV/dec

QC Measurement (Level-1, Level-2 & Level-3 Lot No: : UQC2011A Exp: Oct.2022)

S.N	Parameter	Expected Values (mmol/L)		
		LEVEL 1	LEVEL 2	LEVEL 3
01	Na ⁺	112 - 130	136 - 150	154 - 172
02	K ⁺	1.7 - 2.7	3.51 - 4.51	5.65 - 6.65
03	iCa ⁺⁺	1.41 - 2.41	0.78 - 1.78	0.25 - 1.25
04	Cl ⁻	74 - 92	92 - 106	110 - 128

Measured Values are:-

S.N	Parameter	Measured Values (mmol/L)		
		LEVEL 1	LEVEL 2	LEVEL 3
01	Na ⁺	123	144	164
02	K ⁺	2.14	4.2	6.05
03	iCa ⁺⁺	2.07	1.3	0.78
04	Cl ⁻	85	100	120

Successful completion of the preceding activities and checks indicates that this instrument has been satisfactorily installed. The instrument has passed the Installation Qualification procedure. This Calibration Certificate is valid for one year. Next Calibration is due on **21/03/2023.**

For Nirmal Medical Systems,

(Authorized Signatory)

521, Aggarwal Prestige Mall, Road No.44, Community Centre, Pitampura, Delhi-110034 Ph. : 011-45111923

Mob. : 9810421923, E-mail : info@nirmalmedical.com Website : www.nirmalmedical.com

GSTIN : 07ADJPA2189A1Z0