



RML – Quality Assurance Program (RML – QAP)



Urine Routine Analysis

ALL METHOD REPORT

Cycle - 11/2022
Round No -4

Date: 30/04/2022

Lab Code: 2491

Parameters	Units	No.of. Participants	Consensus		Consensus Result	Your Value	Remark
			Number	%			
Specific Gravity	-	217	205	94%	1.010-1.020	1.020	Within Consensus
pH	-	218	196	90%	6.0	6.0	Within Consensus
Leukocytes	/µl	212	210	99%	Negative	Negative	Within Consensus
Nitrite	-	209	204	98%	Negative	Negative	Within Consensus
Protein	mg/dl	218	215	99%	Negative	Negative	Within Consensus
Glucose	mg/dl	218	218	100%	Negative	Negative	Within Consensus
Ketones	-	218	218	100%	Negative	Negative	Within Consensus
Urobilinogen	mg/dl	216	215	100%	Negative	Negative	Within Consensus
Bilirubin	mg/dl	216	212	98%	Negative	Negative	Within Consensus
Blood (Hemoglobin)	/µl	215	214	99%	Negative	Negative	Within Consensus

Legends	≥ 60% Consensus	(*) Outside Consensus	(@) No Consensus	(.) Not Reported	(#) Late Result Submission
---------	-----------------	-----------------------	------------------	------------------	----------------------------

Chief Coordinator

Dr.Sanjay Mehrotra

Checked By:

Prepared By: SK

Programme Director

Dr.Bandana Mehrotra

Page 1 of 4



Address: B-171, Nirala Nagar, Lucknow - 226 020. Ph. : 4034100-130 (30 Lines), 4077180, 2788444 Fax :(0522)2788555

Email: rmlresearchfoundation@gmail.com Website: www.rmlpathology.com

Continuous Efforts And Execution Leads To Quality Excellence

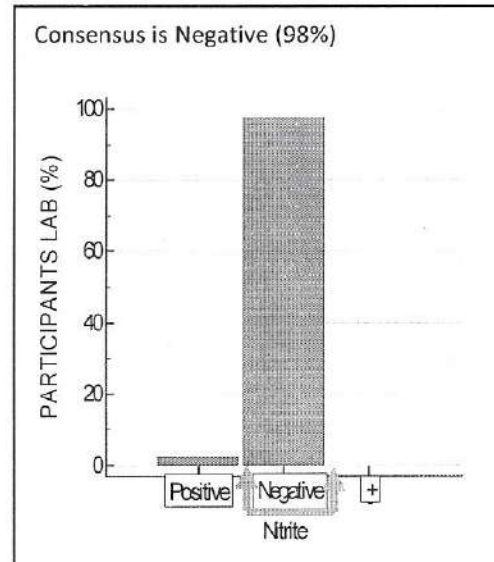
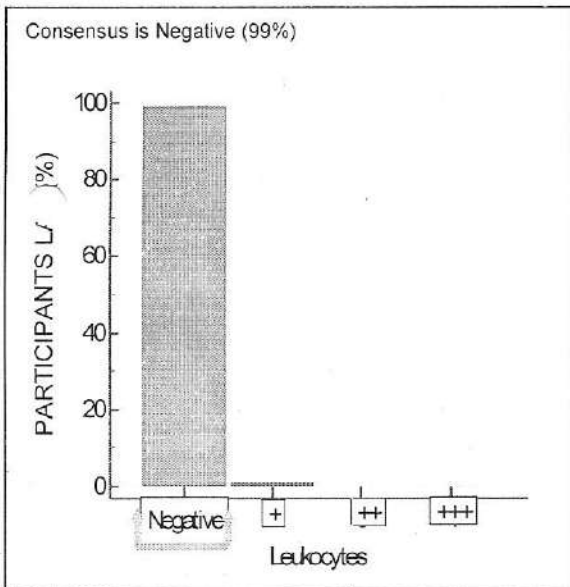
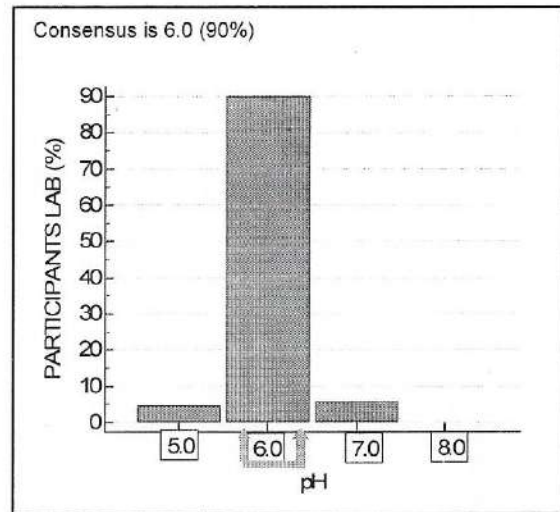
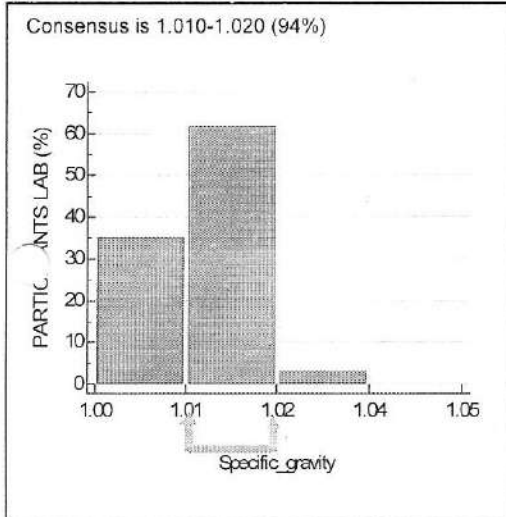


URINE ROUTINE ANALYSIS

GRAPHICAL REPORT

Cycle - 11/2022
Round-4

Date:30/04/2022



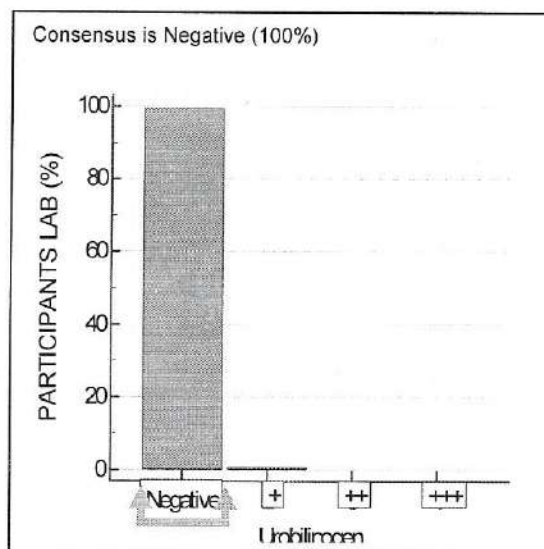
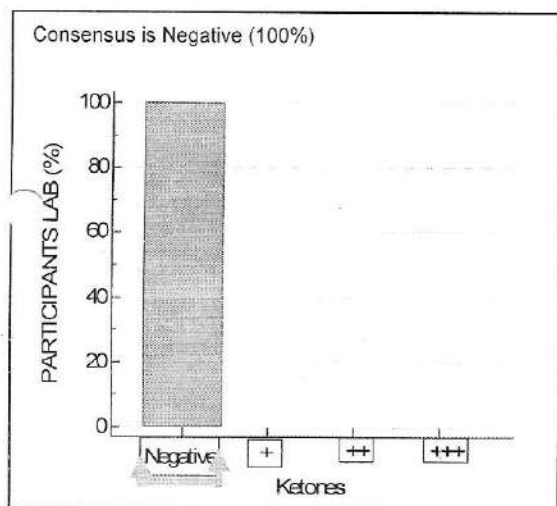
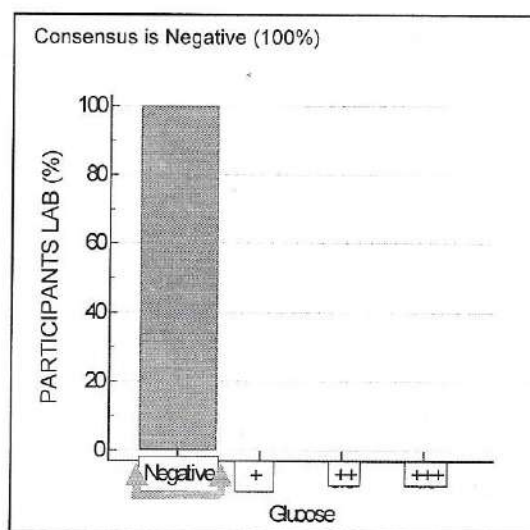
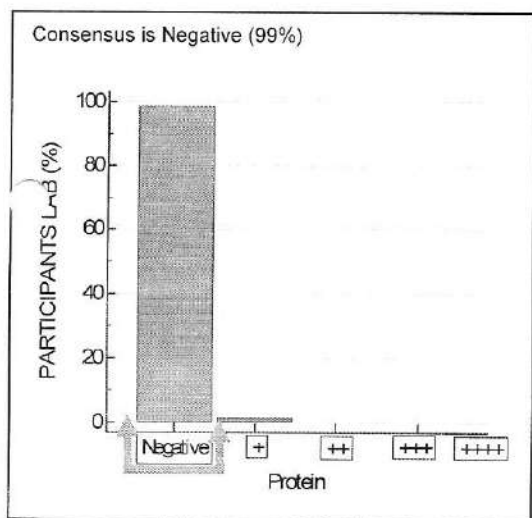


URINE ROUTINE ANALYSIS

GRAPHICAL REPORT

Cycle - 11/2022
Round-4

Date:30/04/2022





URINE ROUTINE ANALYSIS

GRAPHICAL REPORT

Cycle - 11/2022
Round-4

Date:30/04/2022

