

Analyte Methodwise Qualitative Result Report

Lab No.: 455
Lab Name : MEDICENTRE SONOGRAPHY & CLINICAL LAB, DUNGERPUR
Report Date : 23/05/2022

Cycle No : 220104
Sample No : 1
Sample Date : 26-04-2022

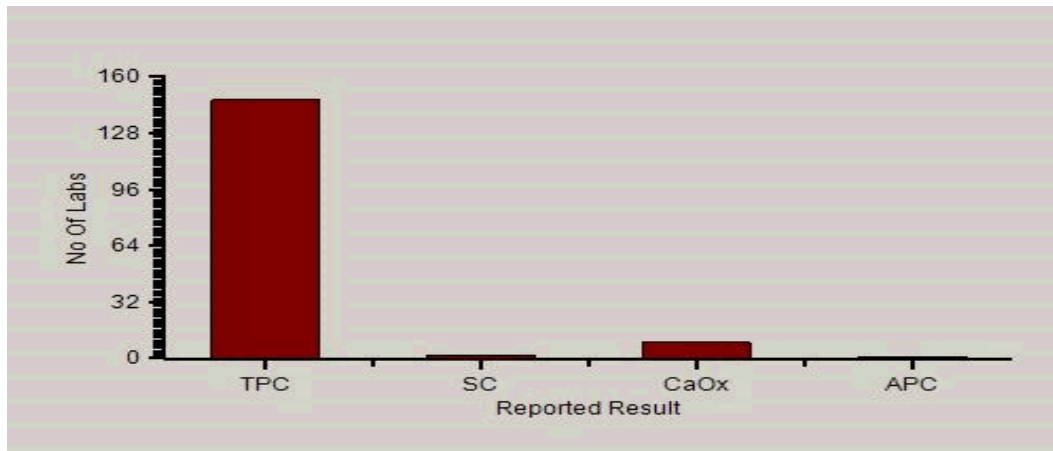
Clinical Path - Urine Sediment Analysis Image, Crystal, -

<div style="display: flex; align-items: center;"> <div style="width: 15px; height: 15px; background-color: #9933cc; margin-right: 5px;"></div> All Methods </div>	N 159
<div style="display: flex; align-items: center;"> <div style="width: 15px; height: 15px; background-color: #008080; margin-right: 5px;"></div> - - (Your Method) </div>	159
<div style="display: flex; align-items: center;"> <div style="width: 15px; height: 15px; background-color: #800000; margin-right: 5px;"></div> - - (Your Analyzer) </div>	159

Your Result	Triple phosphate crystal
Result Expected	TPC

Note : # is an indication that this parameter has not been evaluated

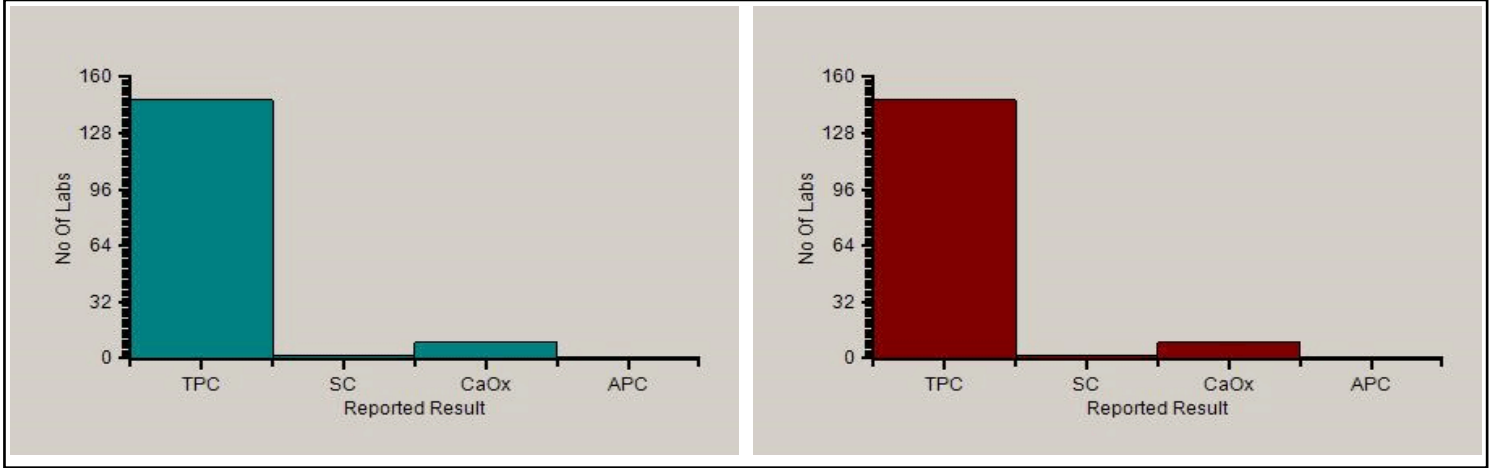
Frequency Histogram



Analyte Methodwise Qualitative Result Report

Lab No.: 455
Lab Name : MEDICENTRE SONOGRAPHY & CLINICAL LAB, DUNGERPUR
Report Date : 23/05/2022

Cycle No : 220104
Sample No : 1
Sample Date : 26-04-2022



Reported Results Legends :-

- TPC : Triple phosphate crystal
- UAC : Uric acid crystal
- CC : Cystine crystal
- SC : Sulfonamide crystal
- UC : Urate crystal
- CaOx : Calcium oxalate crystal
- BC : Bilirubin crystals
- CHC : Cholesterol crystals
- ABC : Ammonium Biurate crystal
- NCS : No crystal seen
- APC : Ammonium phosphate crystal
- APC : Amorphous Phosphate Crystal

Comments :

Interpretation when an analyte is reported for multiple samples in a Round:

- a) Reported on 2 samples:
 - Two out of two pass - Acceptable performance
 - One out of two pass - Review for random error & take action if appropriate
 - Both failed - Unacceptable performance, Review for systematic error
- b) Reported on 3 samples:
 - All pass - Acceptable performance
 - Two out of three pass - Review for random error & take action if appropriate
 - One out of three pass - Unacceptable performance, Review for systematic error
 - All failed - Unacceptable performance. Review for systematic error

Dr Puneet Kumar Nigam

Dr Puneet Kumar Nigam
PT coordinator & Technical Manager, MHL EQAS

Unit No. 409-416.
Commercial Building - 1A,
Kohinoor Mall, Kiroi Road, Kurla (W),
Mumbai - 400070



Analyte Methodwise Qualitative Result Report

Lab No.: 455
Lab Name : MEDICENTRE SONOGRAPHY & CLINICAL LAB, DUNGERPUR
Report Date : 23/05/2022

Cycle No : 220104
Sample No : 1
Sample Date : 26-04-2022

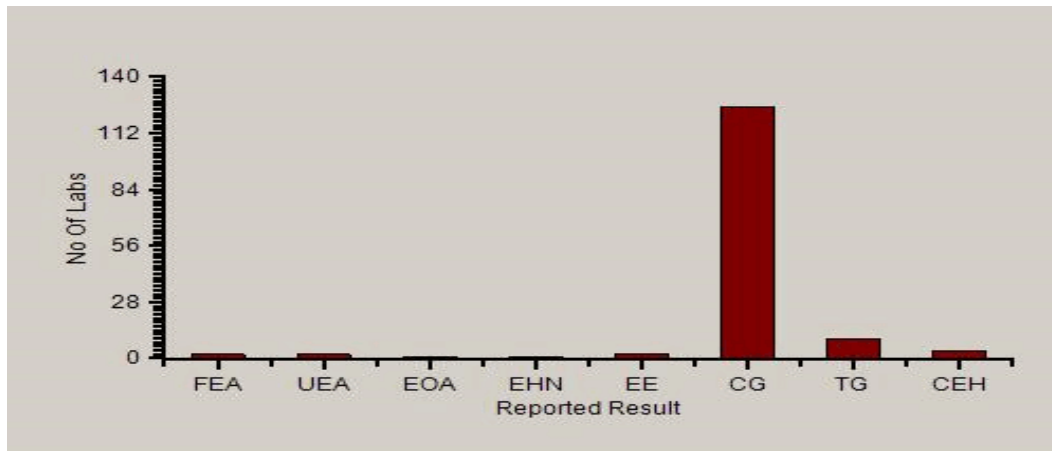
Clinical Path - Stool Routine Microscopy Image,Identify, -

	All Methods	N
	- - (Your Method)	147
	- - (Your Analyzer)	147

Your Result	Cyst of Giardia
Result Expected	CG

Note : # is an indication that this parameter has not been evaluated

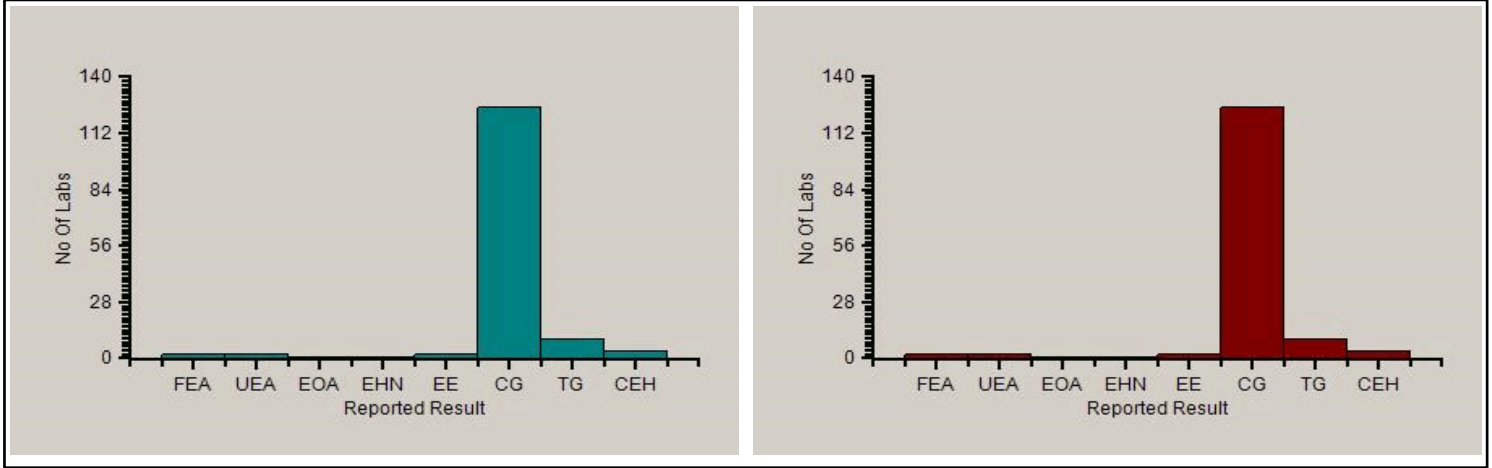
Frequency Histogram



Analyte Methodwise Qualitative Result Report

Lab No.: 455
Lab Name : MEDICENTRE SONOGRAPHY & CLINICAL LAB, DUNGERPUR
Report Date : 23/05/2022

Cycle No : 220104
Sample No : 1
Sample Date : 26-04-2022



Reported Results Legends :-

FEA	: Fertilized egg of Ascaris
UEA	: Unfertilized Egg of Ascaris
EOA	: Egg of Ankylostoma
EOT	: Egg of Trichuris
EOC	: Egg of Clonorchis
EOM	: Egg of Metagonimus
EHN	: Egg of H. nana
ET	: Egg of Taenia
EE	: Egg of Enterobius
CG	: Cyst of Giardia
TG	: Trophozoite of Giardia
CEH	: Cyst of E. histolytica
TEH	: Trophozoite of E. histolytica

Comments :

Interpretation when an analyte is reported for multiple samples in a Round:

a) Reported on 2 samples:

- Two out of two pass - Acceptable performance
- One out of two pass - Review for random error & take action if appropriate
- Both failed - Unacceptable performance, Review for systematic error

b) Reported on 3 samples:

- All pass - Acceptable performance
- Two out of three pass - Review for random error & take action if appropriate
- One out of three pass - Unacceptable performance, Review for systematic error
- All failed - Unacceptable performance. Review for systematic error

Dr Puneet Kumar Nigam

Dr Puneet Kumar Nigam
PT coordinator & Technical Manager, MHL EQAS
Unit No. 409-416.
Commercial Building - 1A,
Kohinoor Mall, Kiroi Road, Kurla (W),
Mumbai - 400070



Analyte Methodwise Qualitative Result Report

Lab No.: 455
Lab Name : MEDICENTRE SONOGRAPHY & CLINICAL LAB, DUNGERPUR
Report Date : 23/05/2022

Cycle No : 220104
Sample No : 1
Sample Date : 26-04-2022

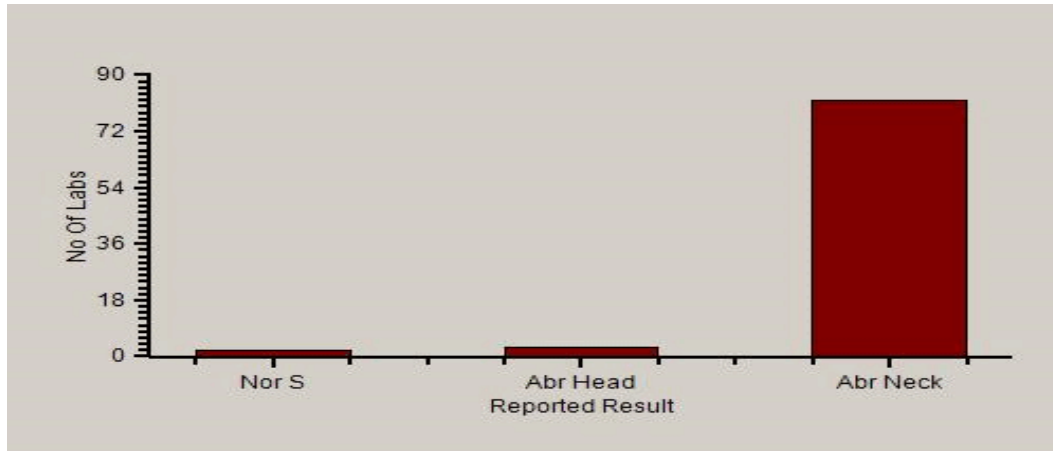
Clinical Path - Semen Analysis Image & Video,Sperm Morphology-1, -

	All Methods	N
	- - (Your Method)	87
	- - (Your Analyzer)	87

Your Result	Abnormal Neck
Result Expected	Abr Neck

Note : # is an indication that this parameter has not been evaluated

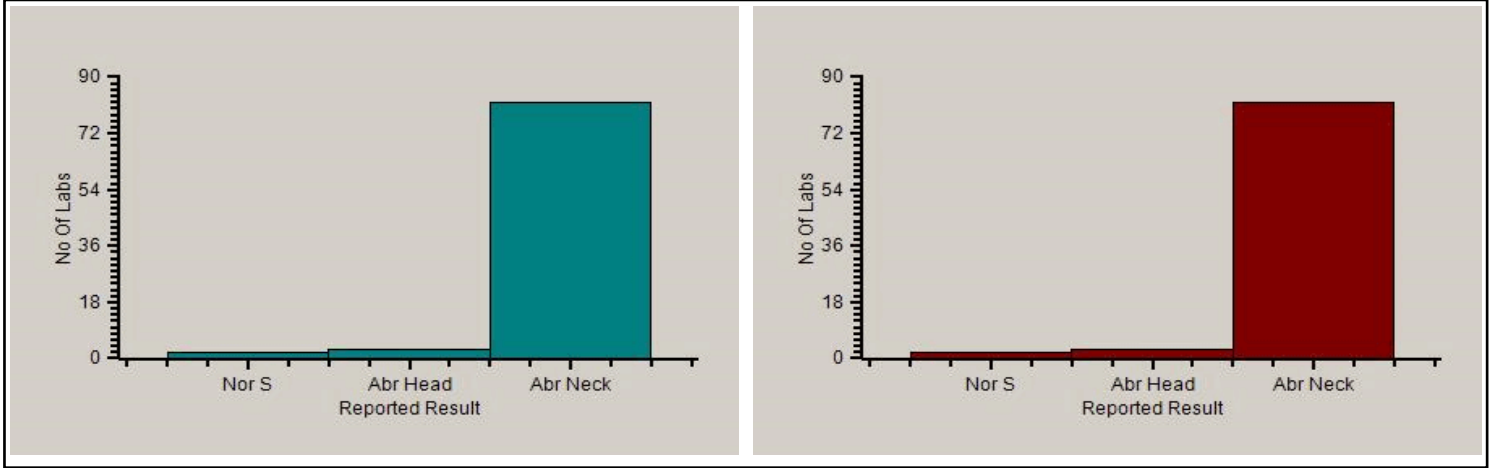
Frequency Histogram



Analyte Methodwise Qualitative Result Report

Lab No.: 455
Lab Name : MEDICENTRE SONOGRAPHY & CLINICAL LAB, DUNGERPUR
Report Date : 23/05/2022

Cycle No : 220104
Sample No : 1
Sample Date : 26-04-2022



Reported Results Legends :-

- Nor S : Normal Sperm
- Abr Head : Abnormal Head
- Abr Tail : Abnormal Tail
- Abr Neck : Abnormal Neck

Comments :

Interpretation when an analyte is reported for multiple samples in a Round:

- a) Reported on 2 samples:
 - Two out of two pass - Acceptable performance
 - One out of two pass - Review for random error & take action if appropriate
 - Both failed - Unacceptable performance, Review for systematic error
- b) Reported on 3 samples:
 - All pass - Acceptable performance
 - Two out of three pass - Review for random error & take action if appropriate
 - One out of three pass - Unacceptable performance, Review for systematic error
 - All failed - Unacceptable performance, Review for systematic error




Analyte Methodwise Qualitative Result Report

Lab No.: 455
 Lab Name : MEDICENTRE SONOGRAPHY & CLINICAL LAB, DUNGERPUR
 Report Date : 23/05/2022

Cycle No : 220104
 Sample No : 1
 Sample Date : 26-04-2022

Clinical Path - Semen Analysis Image & Video,Sperm Morphology-2, -

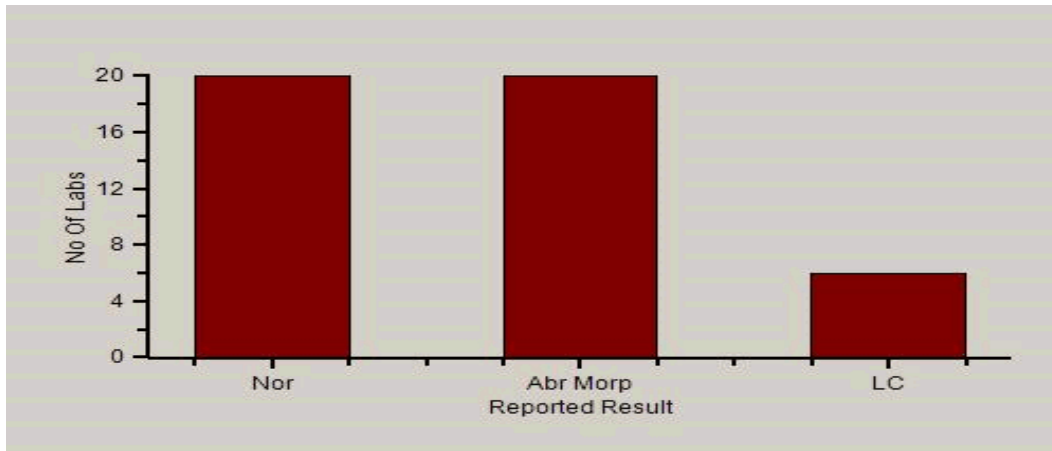
	All Methods	N
	- - (Your Method)	68
	- - (Your Analyzer)	68

Your Result Normal

Result Expected #

Note : # is an indication that this parameter has not been evaluated

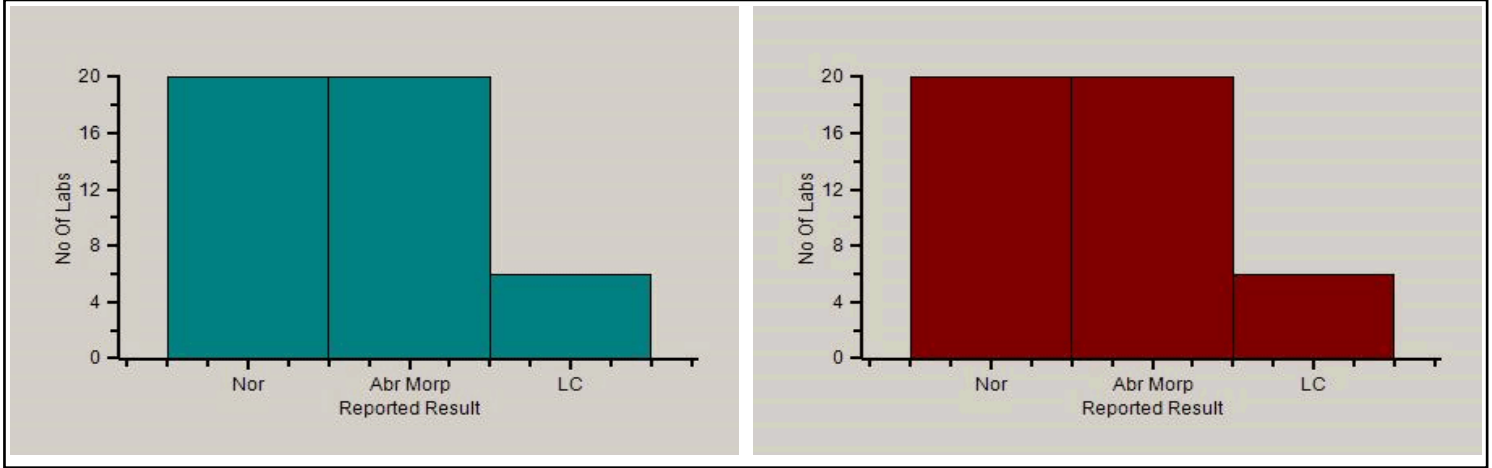
Frequency Histogram



Analyte Methodwise Qualitative Result Report

Lab No.: 455
Lab Name : MEDICENTRE SONOGRAPHY & CLINICAL LAB, DUNGERPUR
Report Date : 23/05/2022

Cycle No : 220104
Sample No : 1
Sample Date : 26-04-2022



Reported Results Legends :-

- Nor : Normal
- Abr Morp : Abnormal Morphology
- LC : Low Count
- None : None of the above

Comments :

- Interpretation when an analyte is reported for multiple samples in a Round:
- a) Reported on 2 samples:
 - Two out of two pass - Acceptable performance
 - One out of two pass - Review for random error & take action if appropriate
 - Both failed - Unacceptable performance, Review for systematic error
 - b) Reported on 3 samples:
 - All pass - Acceptable performance
 - Two out of three pass - Review for random error & take action if appropriate
 - One out of three pass - Unacceptable performance, Review for systematic error
 - All failed - Unacceptable performance, Review for systematic error

Dr Puneet Kumar Nigam

Dr Puneet Kumar Nigam
PT coordinator & Technical Manager, MHL EQAS
 Unit No. 409-416.
 Commercial Building - 1A,
 Kohinoor Mall, Kiroi Road, Kurla (W),
 Mumbai - 400070



PC-1022