



## Urine Routine Analysis

### ALL METHOD REPORT

Lab Code: 2545

Cycle - 11/2022  
Round No -7

Date: 01/08/2022

Parameters	Units	No.of Participants	Consensus		Consensus Result	Your Value	Remark
			Number	%			
Specific Gravity	-	257	239	93%	1.010-1.020	1.010	Within Consensus
pH	-	258	227	88%	6.0	6.0	Within Consensus
Leukocytes	/µl	251	250	99%	Negative	Negative	Within Consensus
Nitrite	-	251	248	99%	Negative	Negative	Within Consensus
Protein	mg/dl	257	256	100%	Negative	Negative	Within Consensus
Glucose	mg/dl	258	256	99%	Negative	Negative	Within Consensus
Ketones	-	257	256	100%	Negative	Negative	Within Consensus
Urobilinogen	mg/dl	255	255	100%	Negative	Negative	Within Consensus
Bilirubin	mg/dl	257	254	99%	Negative	Negative	Within Consensus
Blood (Hemoglobin)	/µl	255	254	100%	Negative	Negative	Within Consensus

Legends	≥ 60% Consensus	(*) Outside Consensus	(@) No Consensus	(.) Not Reported	(#)Late Result Submission
---------	-----------------	-----------------------	------------------	------------------	---------------------------

Chief Coordinator

Dr.Sanjay Mehrotra

Checked By:

Prepared By: PS

Programme Director

Dr.Bandana Mehrotra

Page 1 of 4

Doc. No.: ASS / FR /10 / R 01 / Dt.: 05.01.2022



Address: B-171, Nirala Nagar, Lucknow - 226 020. Ph. 4034100-130 (30 Lines), 4077180, 2788444 Fax .(0522)2788555

Email: rmlresearchfoundation@gmail.com Website: www.rmlpathology.com

Continuous Efforts And Execution Leads To Quality Excellence

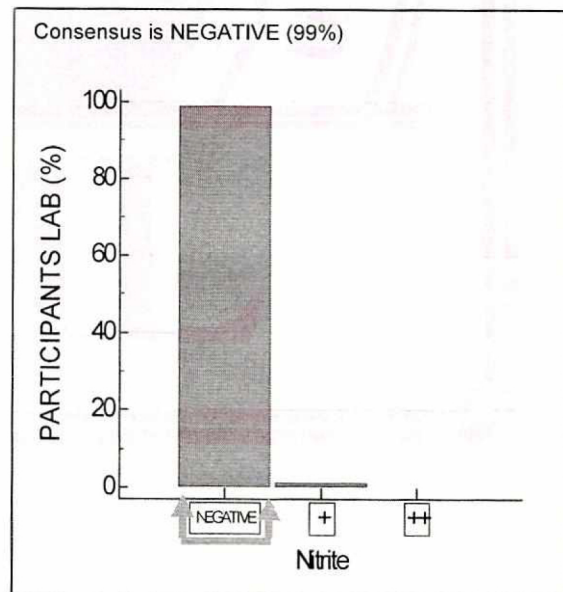
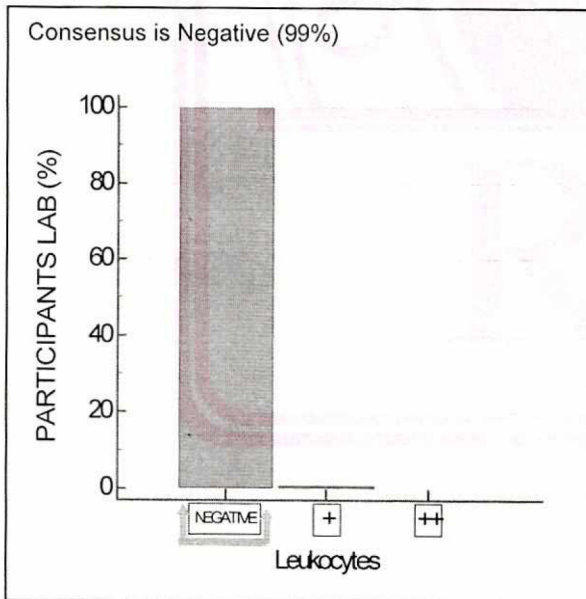
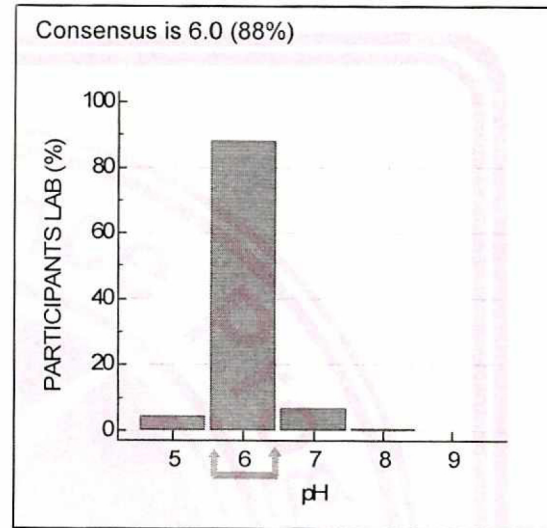
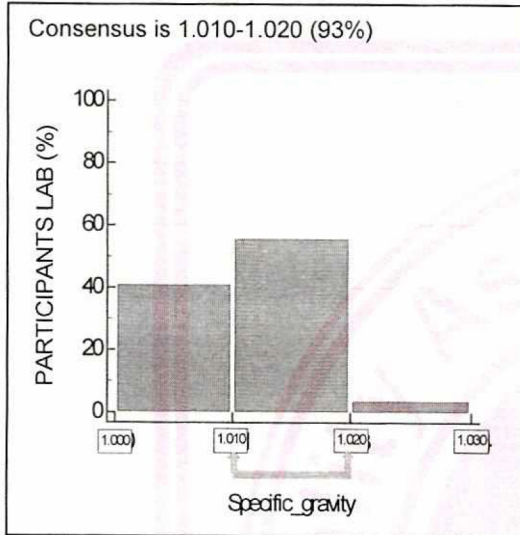
## URINE ROUTINE ANALYSIS

### GRAPHICAL REPORT

Cycle - 11/2022

Round-7

Date:01/08/2022



Page 2 of 4

Doc. No.: ASS / FR / 02 / R 00 / Dt.: 01.07.2012

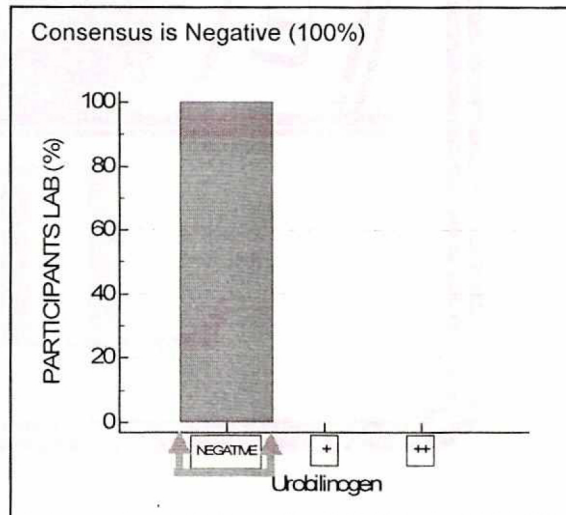
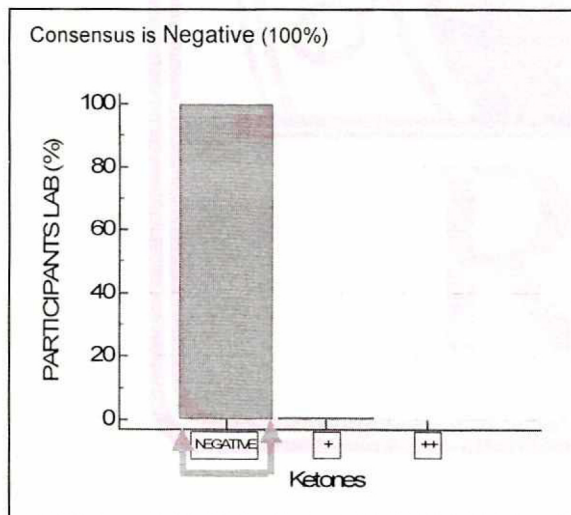
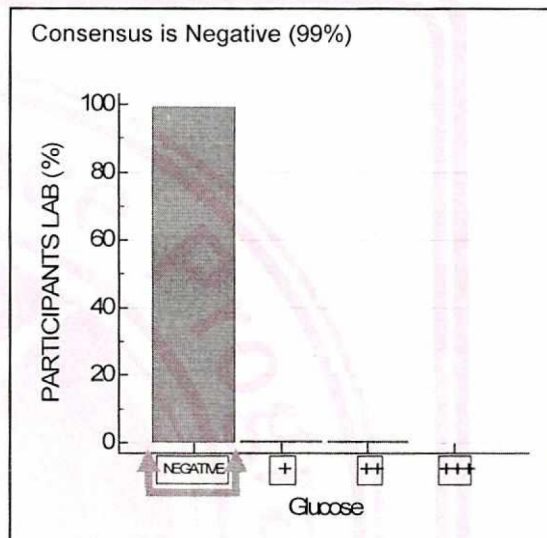
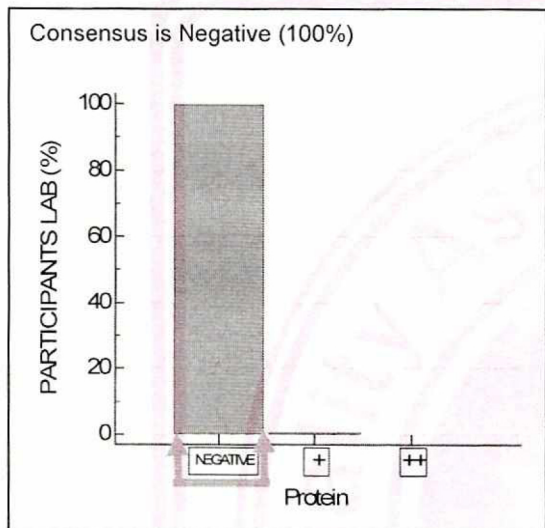
**URINE ROUTINE ANALYSIS**

**GRAPHICAL REPORT**

Cycle - 11/2022

Round-7

Date:01/08/2022



URINE ROUTINE ANALYSIS

GRAPHICAL REPORT

Cycle - 11/2022  
Round-7

Date:01/08/2022

