



RML – Quality Assurance Program (RML – QAP)



Urine Routine Analysis

ALL METHOD REPORT

Cycle - 11/2022
Round No -9

Date: 24/09/2022

Lab Code: 2615

Parameters	Units	No.of. Participants	Consensus		Consensus Result	Your Value	Remark
			Number	%			
Specific Gravity	-	260	225	87%	1.010-1.020	1.010	Within Consensus
pH	-	260	217	83%	6.0-7.0	6.0	Within Consensus
Leukocytes	/µl	254	249	98%	Negative	Negative	Within Consensus
Nitrite	-	252	245	97%	Negative	Negative	Within Consensus
Protein	mg/dl	260	257	99%	Negative	Negative	Within Consensus
Glucose	mg/dl	261	260	100%	Negative	Negative	Within Consensus
Ketones	-	261	260	100%	Negative	Negative	Within Consensus
Urobilinogen	mg/dl	257	255	99%	Negative	Negative	Within Consensus
Bilirubin	mg/dl	259	254	98%	Negative	Negative	Within Consensus
Blood (Hemoglobin)	/µl	256	245	96%	Negative	Negative	Within Consensus

Legends	≥ 60% Consensus	(*) Outside Consensus	(@) No Consensus	(.) Not Reported	(#)Late Result Submission
---------	-----------------	-----------------------	------------------	------------------	---------------------------

Chief Coordinator

Dr.Sanjay Mehrotra

Checked By:


Prepared By: SS

Programme Director

Dr.Bandana Mehrotra

Page 1 of 4

Doc. No.: ASS/FR/10/R 01/DL: 05.01.2022



Address: B-171, Nirala Nagar, Lucknow - 226 020. Ph. 4034100-130 (30 Lines), 4077180, 2788444 Fax (0522)2788555

Email: rmlresearchfoundation@gmail.com Website: www.rmlpathology.com

Continuous Efforts And Execution Leads To Quality Excellence

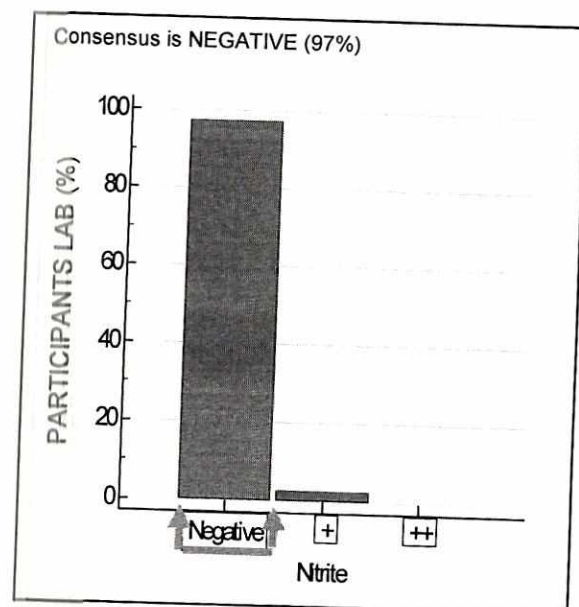
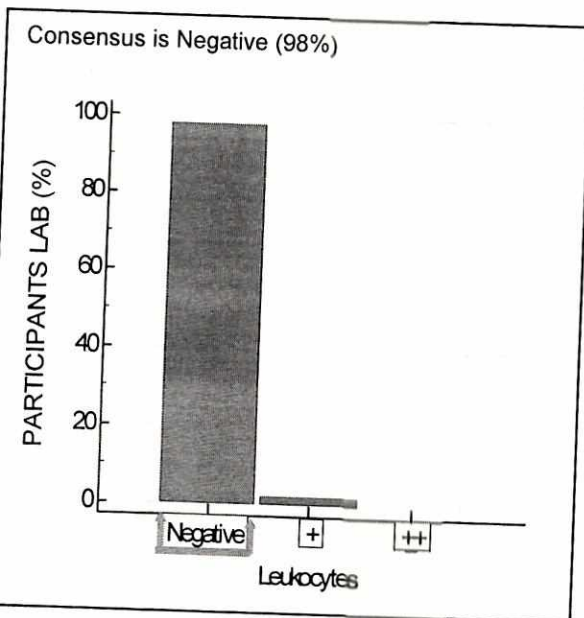
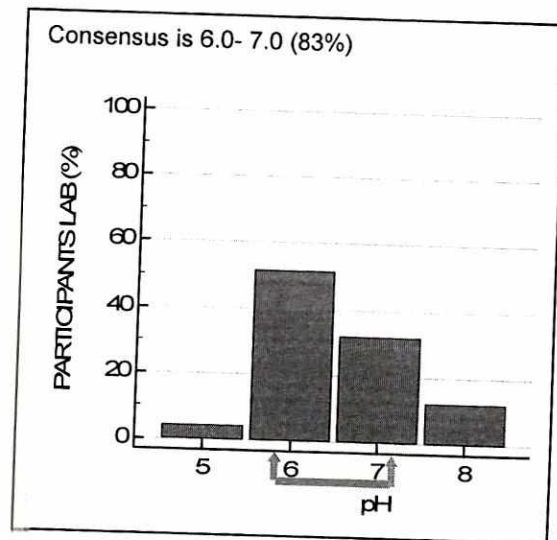
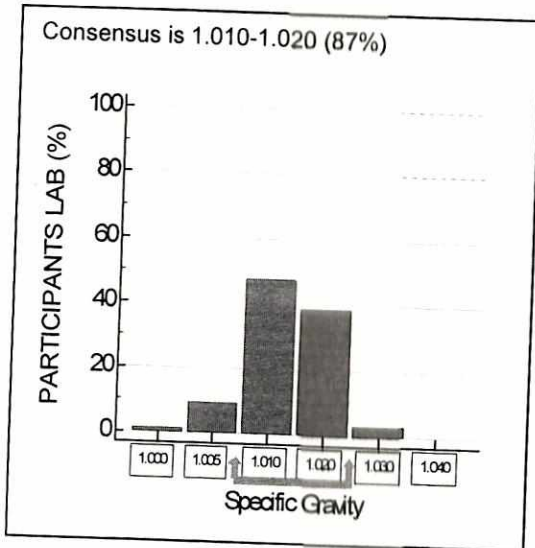


URINE ROUTINE ANALYSIS

GRAPHICAL REPORT

Cycle - 11/2022
Round-9

Date:24/09/2022



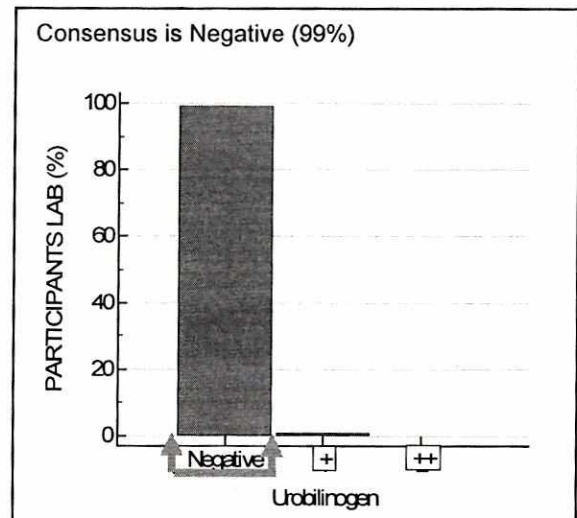
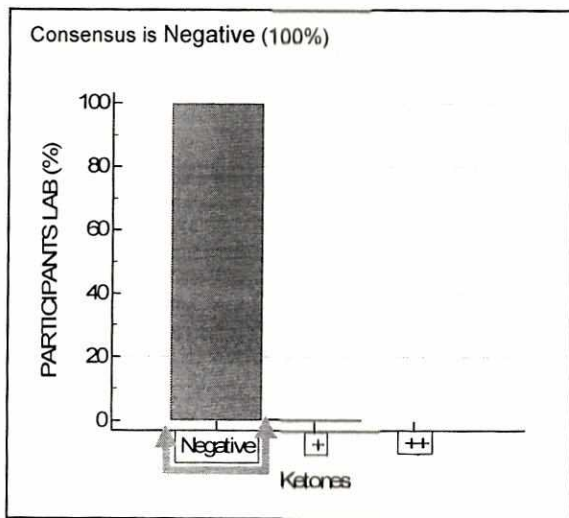
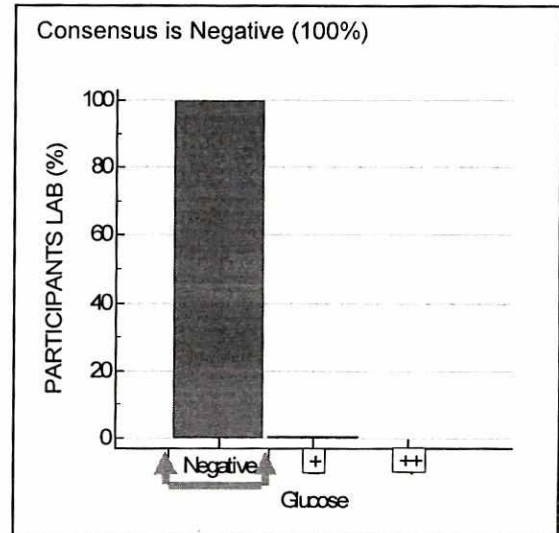
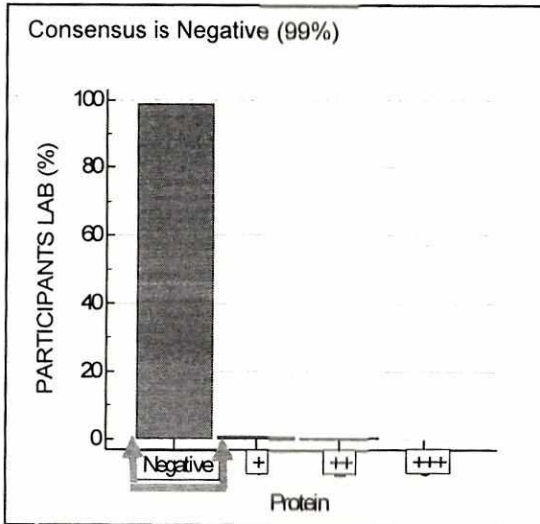
URINE ROUTINE ANALYSIS

GRAPHICAL REPORT

Cycle - 11/2022

Round-9

Date:24/09/2022





URINE ROUTINE ANALYSIS

GRAPHICAL REPORT

Cycle - 11/2022
Round-9

Date:24/09/2022

