



## Urine Routine Analysis

### ALL METHOD REPORT

Lab Code: 2618

Cycle - 11/2022  
Round No -10

Date: 20/10/2022

Parameters	Units	No.of. Participants	Consensus		Consensus Result	Your Value	Remark
			Number	%			
Specific Gravity	-	253	200	79%	1.010-1.020	1.010	Within Consensus
pH	-	260	211	81%	7.0-8.0	8.0	Within Consensus
Leukocytes	/µl	251	187	75%	2+-3+	3+	Within Consensus
Nitrite	-	249	249	86%	Positive	Positive	Within Consensus
Protein	mg/dl	258	189	73%	2+-3+	2+	Within Consensus
Glucose	mg/dl	256	224	88%	2+-4+	2+	Within Consensus
Ketones	-	258	224	87%	1+-3+	1+	Within Consensus
Urobilinogen	mg/dl	256	180	70%	2+-3+	2+	Within Consensus
Bilirubin	mg/dl	255	239	94%	2+-3+	3+	Within Consensus
Blood (Hemoglobin)	/µl	256	227	89%	3+-5+	3+	Within Consensus

Legends	≥ 60% Consensus	(*) Outside Consensus	(@) No Consensus	(.) Not Reported	(#)Late Result Submission
---------	-----------------	-----------------------	------------------	------------------	---------------------------

Chief Coordinator

Dr.Sanjay Mehrotra

Checked By:

Prepared By: SS

Programme Director

Dr.Bandana Mehrotra

Page 1 of 4

Doc. No.: ASS/FR/10/R01/Dt.: 05.01.2022



Address: B-171 Nirala Nagar Lucknow - 226 020 Ph: 4034100-130 (30 Lines), 4077180, 2788444 Fax : (0522)2788555

Email: rmlresearchfoundation@gmail.com Website: www.rmlpathology.com

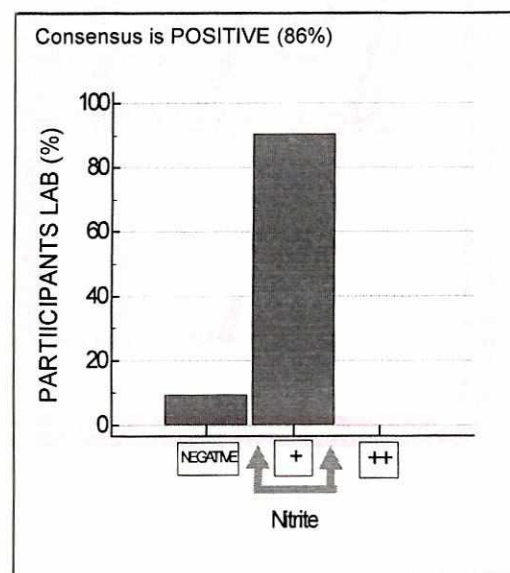
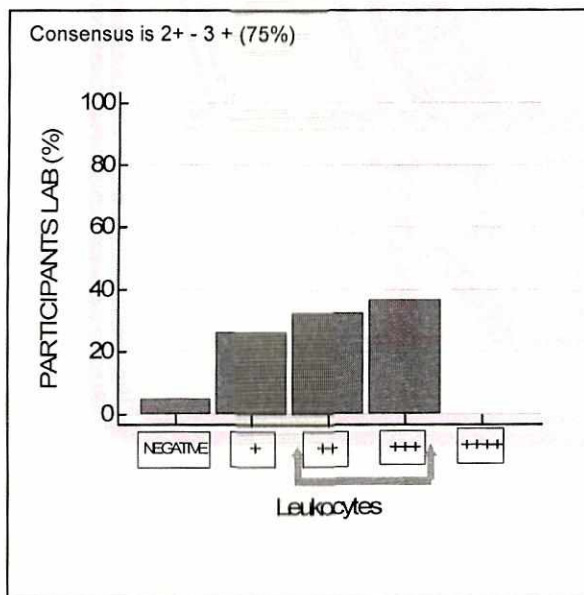
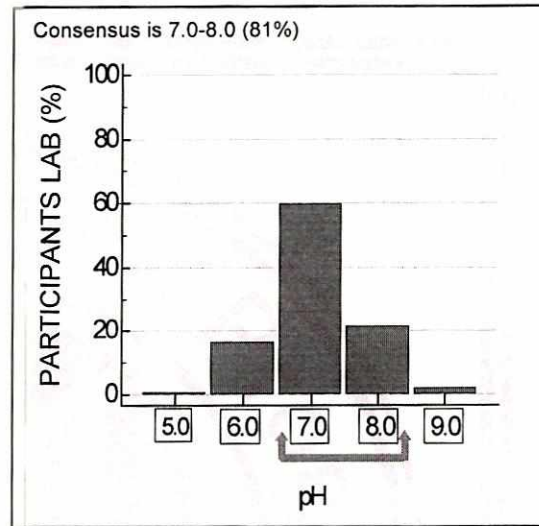
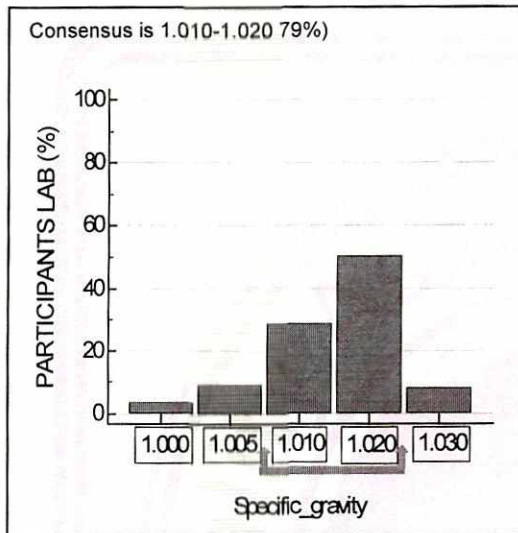
Continuous Efforts And Execution Leads To Quality Excellence

## URINE ROUTINE ANALYSIS

### GRAPHICAL REPORT

Cycle - 11/2022  
Round-10

Date:20/10/2022



Page 2 of 4

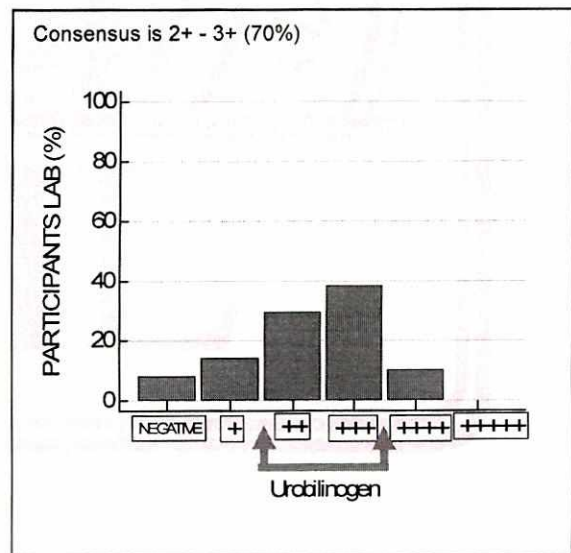
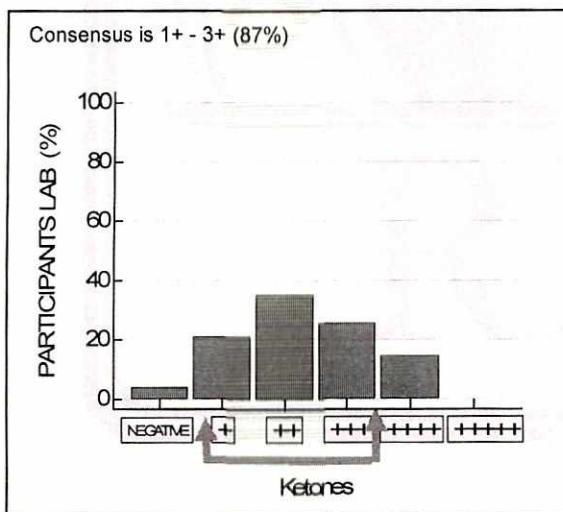
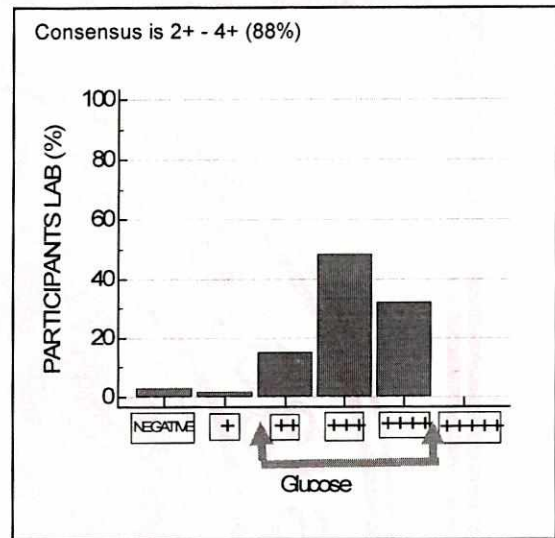
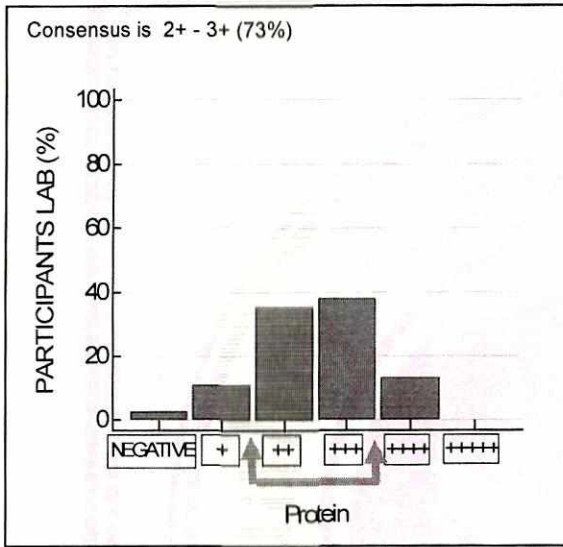
Doc. No.: ASS / FR / 02 / R 00 / Dt.: 01.07.2012

URINE ROUTINE ANALYSIS

GRAPHICAL REPORT

Cycle - 11/2022  
Round-10

Date:20/10/2022



URINE ROUTINE ANALYSIS

GRAPHICAL REPORT

Cycle - 11/2022  
Round-10

Date:20/10/2022

