

Analyte Methodwise Qualitative Result Report

Lab No.: 456
Lab Name : MEDICENTRE SONOGRAPHY & CLINICAL LAB, BANSWARA
Report Date : 10/12/2022

Cycle No : 220309
Sample No : 1
Sample Date : 30-09-2022

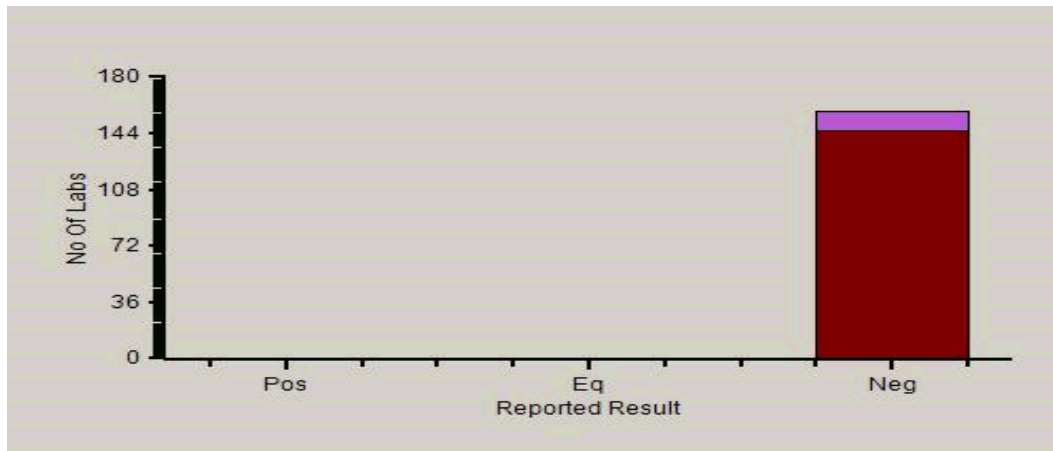
Immunoassay Extended,Dengue NS 1, -

	All Methods	N 156
	Immunochromatography - (Your Method)	134
	Manual - (Your Analyzer)	146

Your Result	Negative
Result Expected	Neg

Note : # is an indication that this parameter has not been evaluated

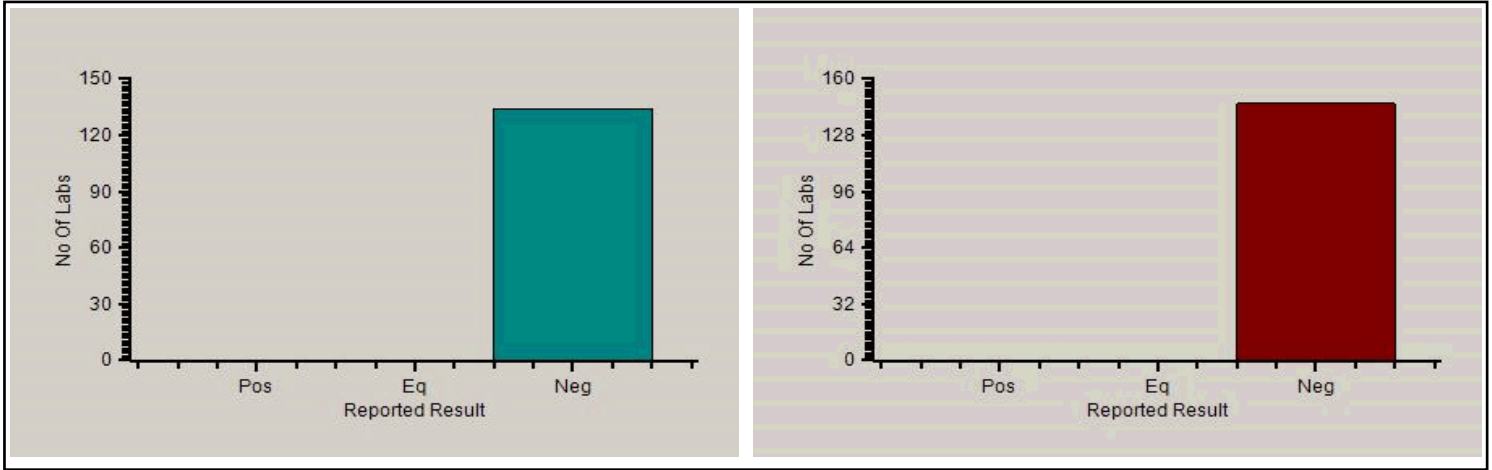
Frequency Histogram



Analyte Methodwise Qualitative Result Report

Lab No.: 456
Lab Name : MEDICENTRE SONOGRAPHY & CLINICAL LAB, BANSWARA
Report Date : 10/12/2022

Cycle No : 220309
Sample No : 1
Sample Date : 30-09-2022



Reported Results Legends :-

- Pos : Positive
- Eq : Equivocal
- BL : Borderline
- Neg : Negative

Comments :

Interpretation when an analyte is reported for multiple samples in a Round:

- a) Reported on 2 samples:
 - Two out of two pass - Acceptable performance
 - One out of two pass - Review for random error & take action if appropriate
 - Both failed - Unacceptable performance, Review for systematic error
- b) Reported on 3 samples:
 - All pass - Acceptable performance
 - Two out of three pass - Review for random error & take action if appropriate
 - One out of three pass - Unacceptable performance, Review for systematic error
 - All failed - Unacceptable performance, Review for systematic error



Analyte Methodwise Qualitative Result Report

Lab No.: 456
 Lab Name : MEDICENTRE SONOGRAPHY & CLINICAL LAB, BANSWARA
 Report Date : 10/12/2022

Cycle No : 220309
 Sample No : 1
 Sample Date : 30-09-2022

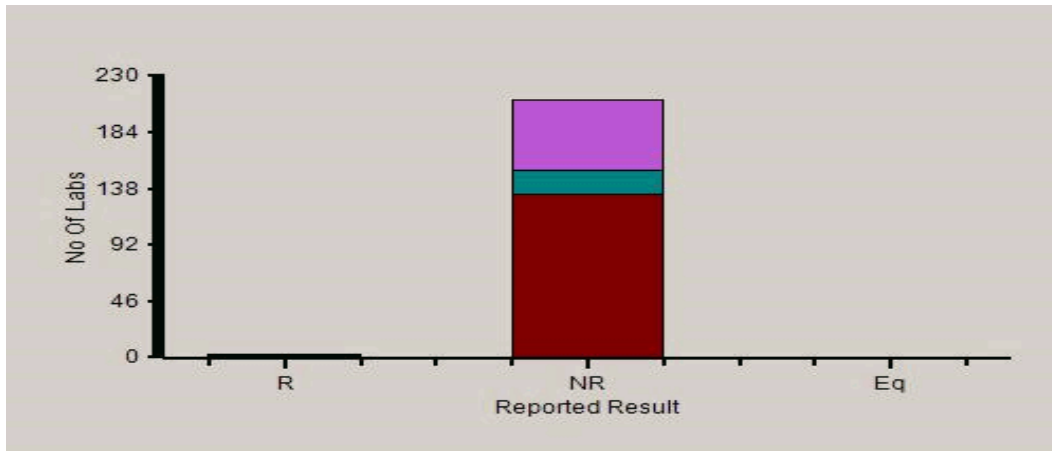
Immunoassay Extended,HBsAg, Nil

■ All Methods	N
■ Immunochromatography - (Your Method)	214
■ Manual - (Your Analyzer)	156
	136

Your Result	Non-reactive
Result Expected	NR

Note : # is an indication that this parameter has not been evaluated

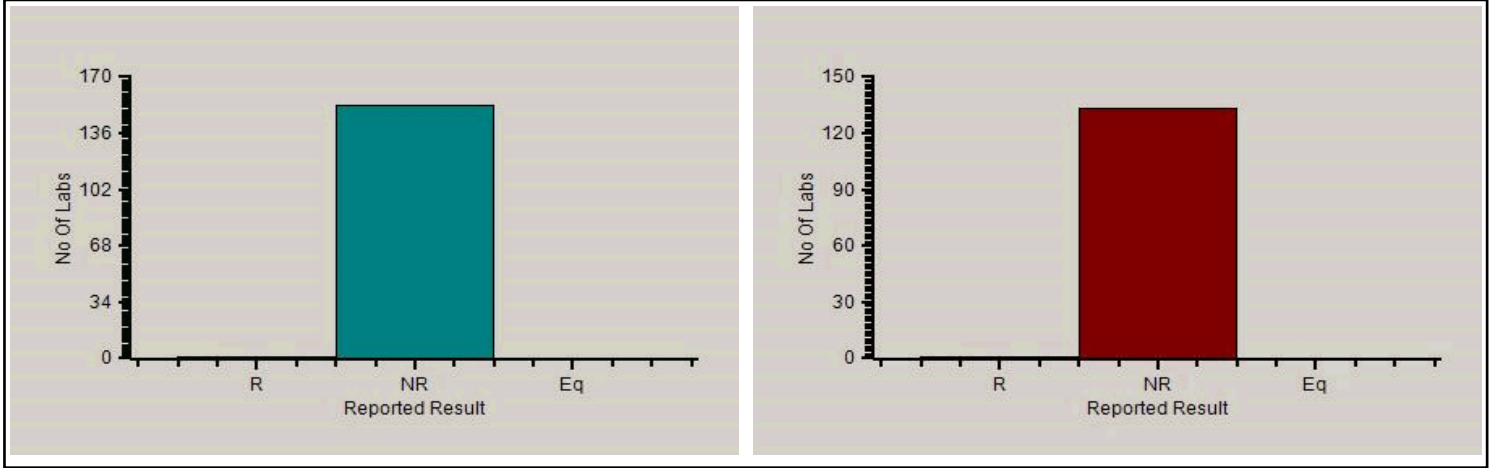
Frequency Histogram



Analyte Methodwise Qualitative Result Report

Lab No.: 456
Lab Name : MEDICENTRE SONOGRAPHY & CLINICAL LAB, BANSWARA
Report Date : 10/12/2022

Cycle No : 220309
Sample No : 1
Sample Date : 30-09-2022



Reported Results Legends :-

R : Reactive
 NR : Non-reactive
 Eq : Equivocal

Comments :

Interpretation when an analyte is reported for multiple samples in a Round:

- a) Reported on 2 samples:
 - Two out of two pass - Acceptable performance
 - One out of two pass - Review for random error & take action if appropriate
 - Both failed - Unacceptable performance, Review for systematic error
- b) Reported on 3 samples:
 - All pass - Acceptable performance
 - Two out of three pass - Review for random error & take action if appropriate
 - One out of three pass - Unacceptable performance, Review for systematic error
 - All failed - Unacceptable performance, Review for systematic error



Analyte Methodwise Qualitative Result Report

Lab No.: 456
 Lab Name : MEDICENTRE SONOGRAPHY & CLINICAL LAB, BANSWARA
 Report Date : 10/12/2022

Cycle No : 220309
 Sample No : 1
 Sample Date : 30-09-2022

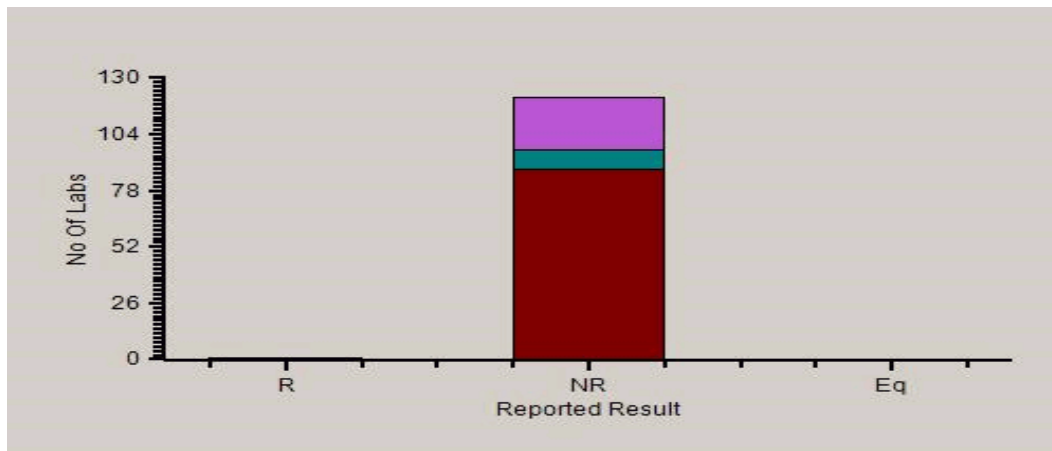
Immunoassay Extended,HCV, -

	N
■ All Methods	121
■ Immunochromatography - (Your Method)	97
■ Manual - (Your Analyzer)	89

Your Result	Non-reactive
Result Expected	NR

Note : # is an indication that this parameter has not been evaluated

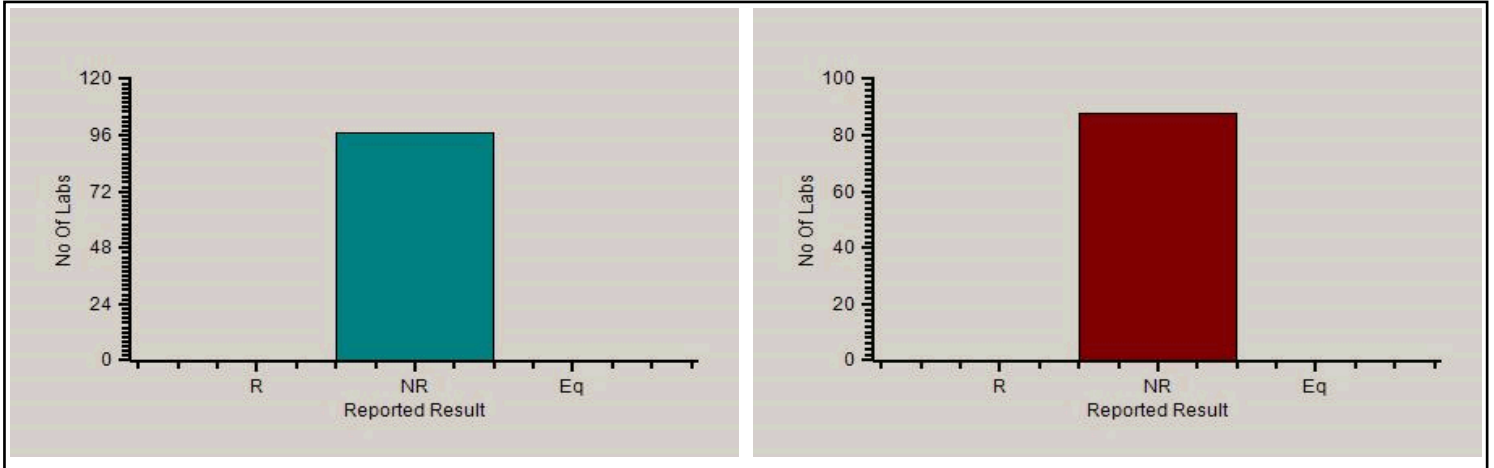
Frequency Histogram



Analyte Methodwise Qualitative Result Report

Lab No.: 456
Lab Name : MEDICENTRE SONOGRAPHY & CLINICAL LAB, BANSWARA
Report Date : 10/12/2022

Cycle No : 220309
Sample No : 1
Sample Date : 30-09-2022



Reported Results Legends :-

R : Reactive
 NR : Non-reactive
 Eq : Equivocal

Comments :

Interpretation when an analyte is reported for multiple samples in a Round:

- a) Reported on 2 samples:
 - Two out of two pass - Acceptable performance
 - One out of two pass - Review for random error & take action if appropriate
 - Both failed - Unacceptable performance, Review for systematic error
- b) Reported on 3 samples:
 - All pass - Acceptable performance
 - Two out of three pass - Review for random error & take action if appropriate
 - One out of three pass - Unacceptable performance, Review for systematic error
 - All failed - Unacceptable performance, Review for systematic error



Analyte Methodwise Qualitative Result Report

Lab No.: 456
 Lab Name : MEDICENTRE SONOGRAPHY & CLINICAL LAB, BANSWARA
 Report Date : 10/12/2022

Cycle No : 220309
 Sample No : 1
 Sample Date : 30-09-2022

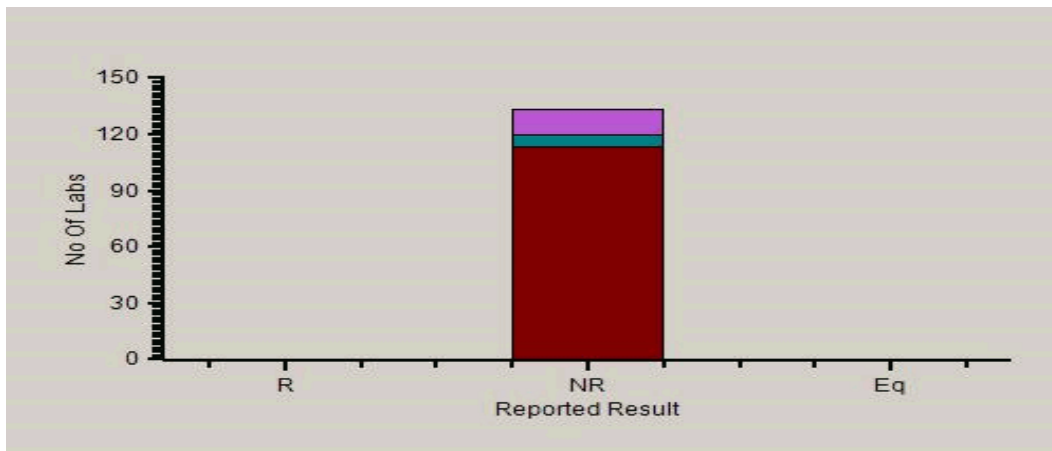
Immunoassay Extended,HIV Ab, -

	N
■ All Methods	132
■ Immunochromatography - (Your Method)	120
■ Manual - (Your Analyzer)	114

Your Result	Non-reactive
Result Expected	NR

Note : # is an indication that this parameter has not been evaluated

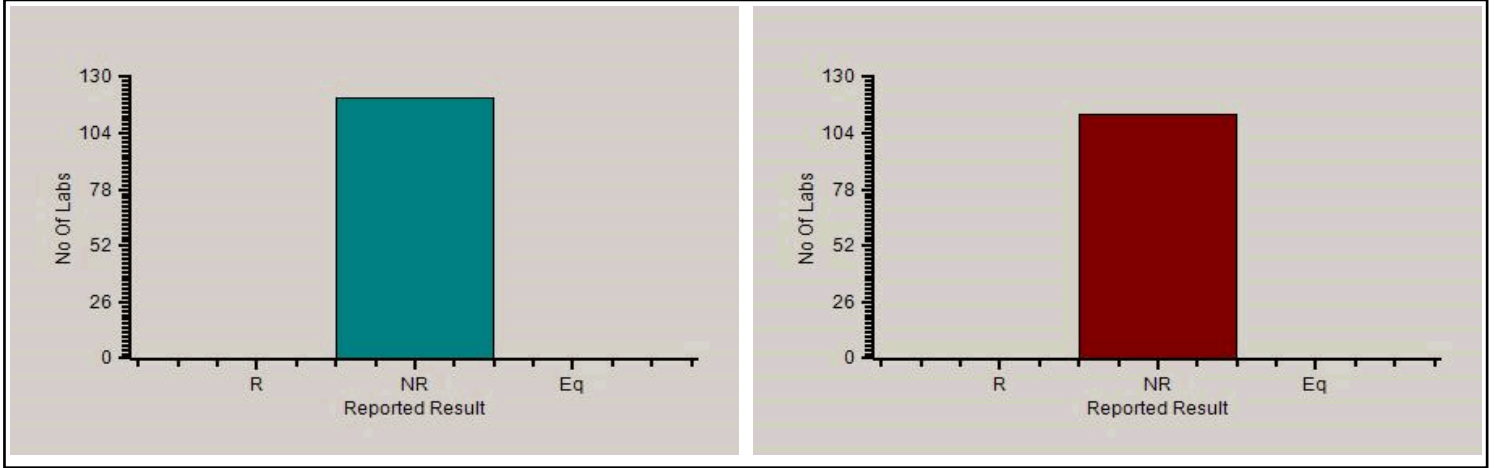
Frequency Histogram



Analyte Methodwise Qualitative Result Report

Lab No.: 456
 Lab Name : MEDICENTRE SONOGRAPHY & CLINICAL LAB, BANSWARA
 Report Date : 10/12/2022

Cycle No : 220309
 Sample No : 1
 Sample Date : 30-09-2022



Reported Results Legends :-

R	: Reactive
NR	: Non-reactive
Eq	: Equivocal
Indet	: Indeterminate
HIV-1	: HIV-1 Ab Reactive
HIV-2	: HIV-2 Ab Reactive

Comments :

Interpretation when an analyte is reported for multiple samples in a Round:

- a) Reported on 2 samples:
 - Two out of two pass - Acceptable performance
 - One out of two pass - Review for random error & take action if appropriate
 - Both failed - Unacceptable performance, Review for systematic error
- b) Reported on 3 samples:
 - All pass - Acceptable performance
 - Two out of three pass - Review for random error & take action if appropriate
 - One out of three pass - Unacceptable performance, Review for systematic error
 - All failed - Unacceptable performance, Review for systematic error



Analyte Methodwise Qualitative Result Report

Lab No.: 456
 Lab Name : MEDICENTRE SONOGRAPHY & CLINICAL LAB, BANSWARA
 Report Date : 10/12/2022

Cycle No : 220309
 Sample No : 1
 Sample Date : 30-09-2022

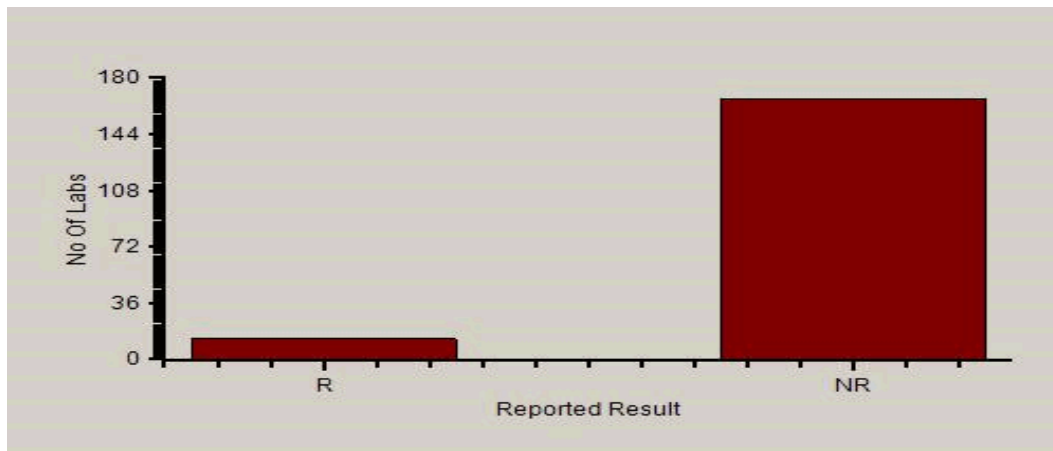
Immunoassay Extended,RPR (Syphilis Serology), -

	N
■ All Methods	180
■ Immunochromatography - (Your Method)	70
■ Manual - (Your Analyzer)	181

Your Result	Non-reactive
Result Expected	NR

Note : # is an indication that this parameter has not been evaluated

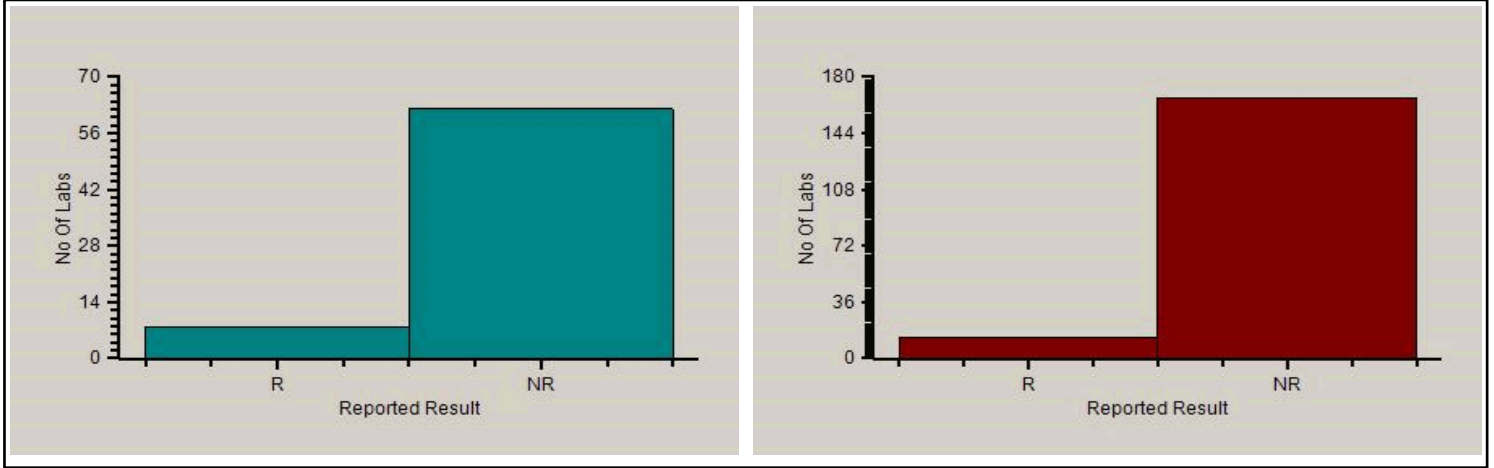
Frequency Histogram



Analyte Methodwise Qualitative Result Report

Lab No.: 456
Lab Name : MEDICENTRE SONOGRAPHY & CLINICAL LAB, BANSWARA
Report Date : 10/12/2022

Cycle No : 220309
Sample No : 1
Sample Date : 30-09-2022



Reported Results Legends :-

R : Reactive
 NR : Non-reactive
 WR : Weak Reactive

Comments :

Interpretation when an analyte is reported for multiple samples in a Round:

- a) Reported on 2 samples:
 - Two out of two pass - Acceptable performance
 - One out of two pass - Review for random error & take action if appropriate
 - Both failed - Unacceptable performance, Review for systematic error
- b) Reported on 3 samples:
 - All pass - Acceptable performance
 - Two out of three pass - Review for random error & take action if appropriate
 - One out of three pass - Unacceptable performance, Review for systematic error
 - All failed - Unacceptable performance, Review for systematic error



Analyte Methodwise Qualitative Result Report

Lab No.: 456
 Lab Name : MEDICENTRE SONOGRAPHY & CLINICAL LAB, BANSWARA
 Report Date : 10/12/2022

Cycle No : 220309
 Sample No : 1
 Sample Date : 30-09-2022

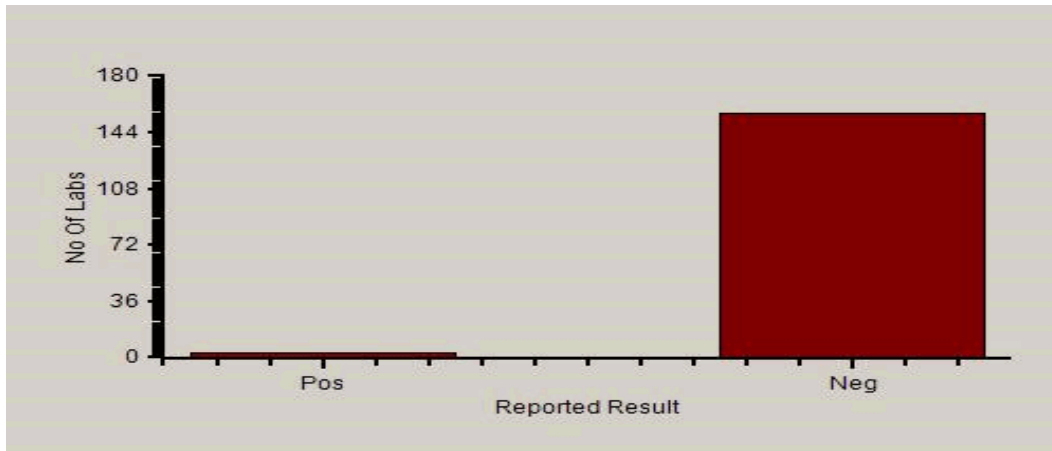
Immunoassay Extended, Typhidot IgM, -

	All Methods	N
	Immunochromatography - (Your Method)	157
	Manual - (Your Analyzer)	158
		159

Your Result	Negative
Result Expected	Neg

Note : # is an indication that this parameter has not been evaluated

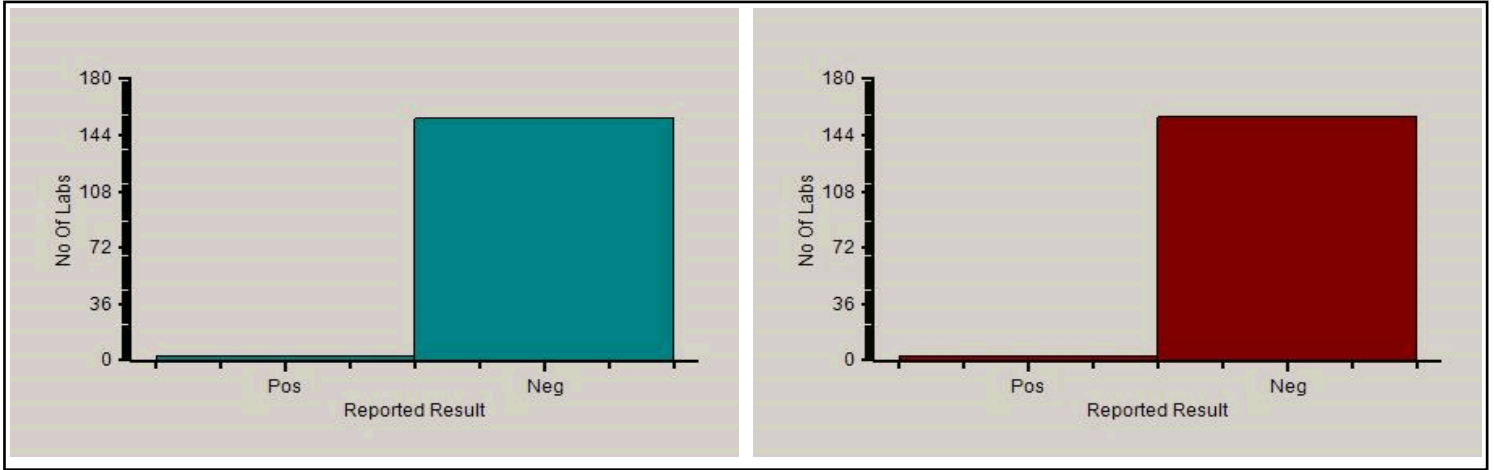
Frequency Histogram



Analyte Methodwise Qualitative Result Report

Lab No.: 456
Lab Name : MEDICENTRE SONOGRAPHY & CLINICAL LAB, BANSWARA
Report Date : 10/12/2022

Cycle No : 220309
Sample No : 1
Sample Date : 30-09-2022



Reported Results Legends :-
 Pos : Positive
 Neg : Negative

Comments :

Interpretation when an analyte is reported for multiple samples in a Round:

- a) Reported on 2 samples:
 - Two out of two pass - Acceptable performance
 - One out of two pass - Review for random error & take action if appropriate
 - Both failed - Unacceptable performance, Review for systematic error
- b) Reported on 3 samples:
 - All pass - Acceptable performance
 - Two out of three pass - Review for random error & take action if appropriate
 - One out of three pass - Unacceptable performance, Review for systematic error
 - All failed - Unacceptable performance. Review for systematic error



Analyte Methodwise Qualitative Result Report

Lab No.: 456
 Lab Name : MEDICENTRE SONOGRAPHY & CLINICAL LAB, BANSWARA
 Report Date : 10/12/2022

Cycle No : 220309
 Sample No : 1
 Sample Date : 30-09-2022

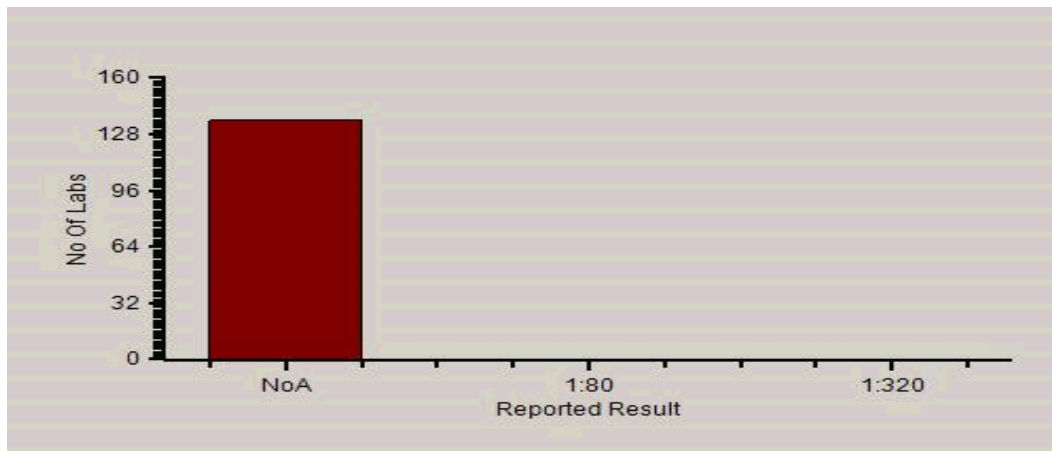
Immunoassay Extended,Widal test - ParaTyphi A-H antigen (AH), -

	N
■ All Methods	134
■ Slide Agglutination - (Your Method)	104
■ Manual - (Your Analyzer)	136

Your Result	No Agglutination
Result Expected	NoA

Note : # is an indication that this parameter has not been evaluated

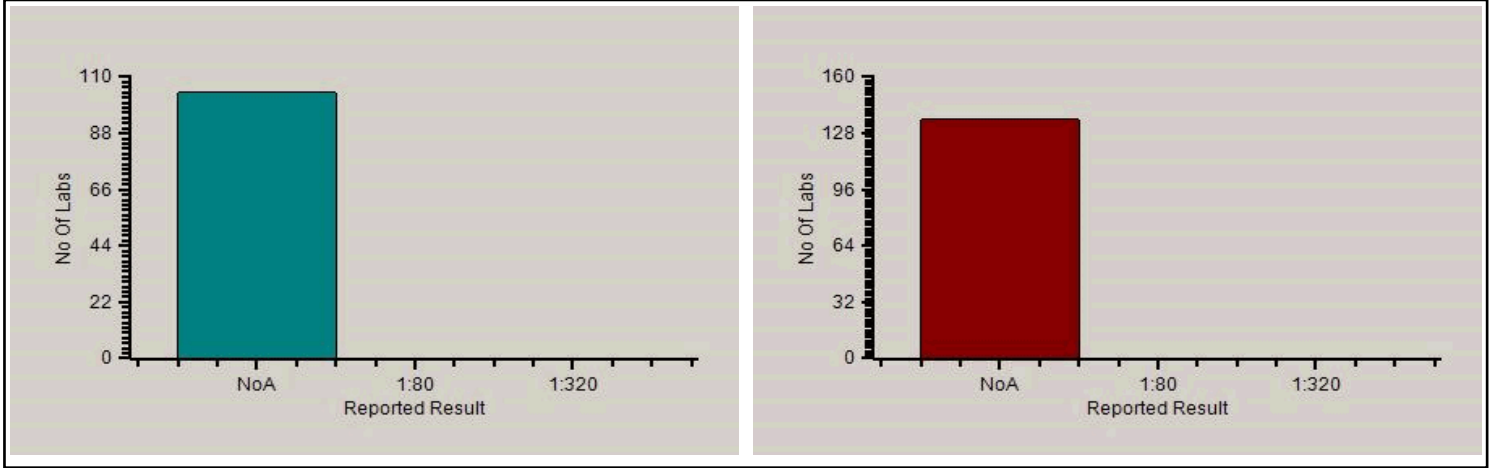
Frequency Histogram



Analyte Methodwise Qualitative Result Report

Lab No.: 456
Lab Name : MEDICENTRE SONOGRAPHY & CLINICAL LAB, BANSWARA
Report Date : 10/12/2022

Cycle No : 220309
Sample No : 1
Sample Date : 30-09-2022



Reported Results Legends :-

NoA	: No Agglutination
1:80	: 1:80
1:160	: 1:160
1:320	: 1:320
1:640	: 1:640
>1:640	: >1:640

Comments :

Interpretation when an analyte is reported for multiple samples in a Round:

- a) Reported on 2 samples:
 - Two out of two pass - Acceptable performance
 - One out of two pass - Review for random error & take action if appropriate
 - Both failed - Unacceptable performance, Review for systematic error
- b) Reported on 3 samples:
 - All pass - Acceptable performance
 - Two out of three pass - Review for random error & take action if appropriate
 - One out of three pass - Unacceptable performance, Review for systematic error
 - All failed - Unacceptable performance. Review for systematic error



Analyte Methodwise Qualitative Result Report

Lab No.: 456
 Lab Name : MEDICENTRE SONOGRAPHY & CLINICAL LAB, BANSWARA
 Report Date : 10/12/2022

Cycle No : 220309
 Sample No : 1
 Sample Date : 30-09-2022

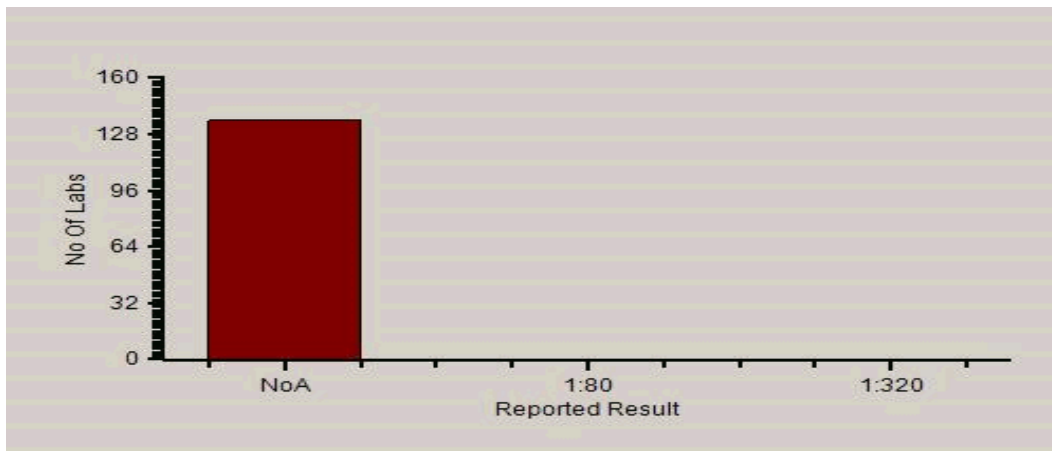
Immunoassay Extended,Widal test - ParaTyphi B-H antigen (BH), -

	N
■ All Methods	134
■ Slide Agglutination - (Your Method)	104
■ Manual - (Your Analyzer)	136

Your Result	No Agglutination
Result Expected	NoA

Note : # is an indication that this parameter has not been evaluated

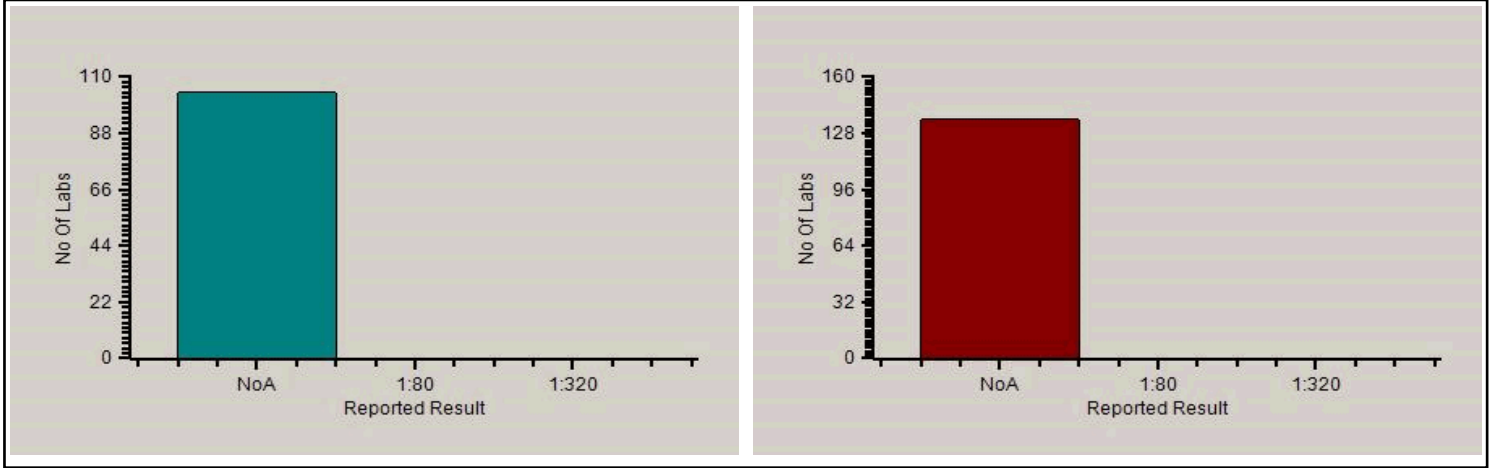
Frequency Histogram



Analyte Methodwise Qualitative Result Report

Lab No.: 456
 Lab Name : MEDICENTRE SONOGRAPHY & CLINICAL LAB, BANSWARA
 Report Date : 10/12/2022

Cycle No : 220309
 Sample No : 1
 Sample Date : 30-09-2022



Reported Results Legends :-

NoA	: No Agglutination
1:80	: 1:80
1:160	: 1:160
1:320	: 1:320
1:640	: 1:640
>1:640	: >1:640

Comments :

- Interpretation when an analyte is reported for multiple samples in a Round:
- a) Reported on 2 samples:
 - Two out of two pass - Acceptable performance
 - One out of two pass - Review for random error & take action if appropriate
 - Both failed - Unacceptable performance, Review for systematic error
 - b) Reported on 3 samples:
 - All pass - Acceptable performance
 - Two out of three pass - Review for random error & take action if appropriate
 - One out of three pass - Unacceptable performance, Review for systematic error
 - All failed - Unacceptable performance. Review for systematic error



Analyte Methodwise Qualitative Result Report

Lab No.: 456
 Lab Name : MEDICENTRE SONOGRAPHY & CLINICAL LAB, BANSWARA
 Report Date : 10/12/2022

Cycle No : 220309
 Sample No : 1
 Sample Date : 30-09-2022

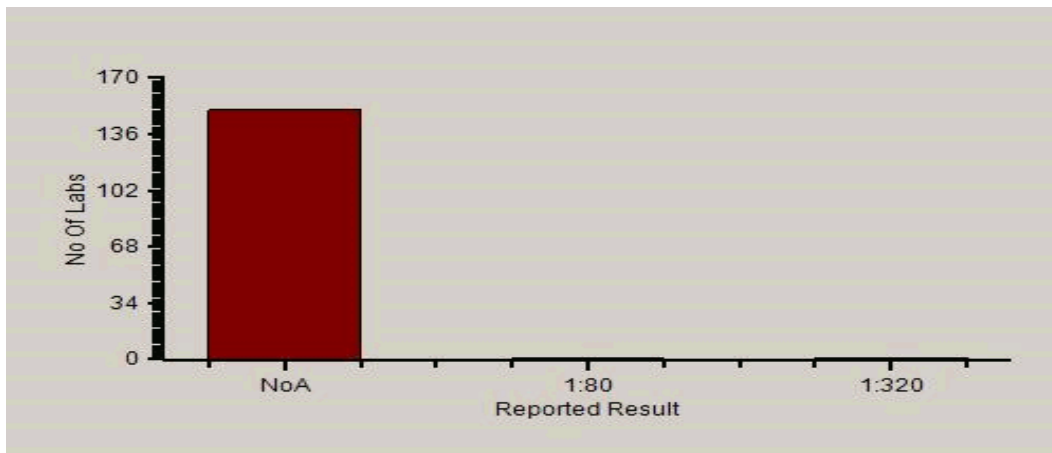
Immunoassay Extended,Widal test - Typhi H antigen (TH), -

	N
■ All Methods	151
■ Slide Agglutination - (Your Method)	120
■ Manual - (Your Analyzer)	153

Your Result	No Agglutination
Result Expected	NoA

Note : # is an indication that this parameter has not been evaluated

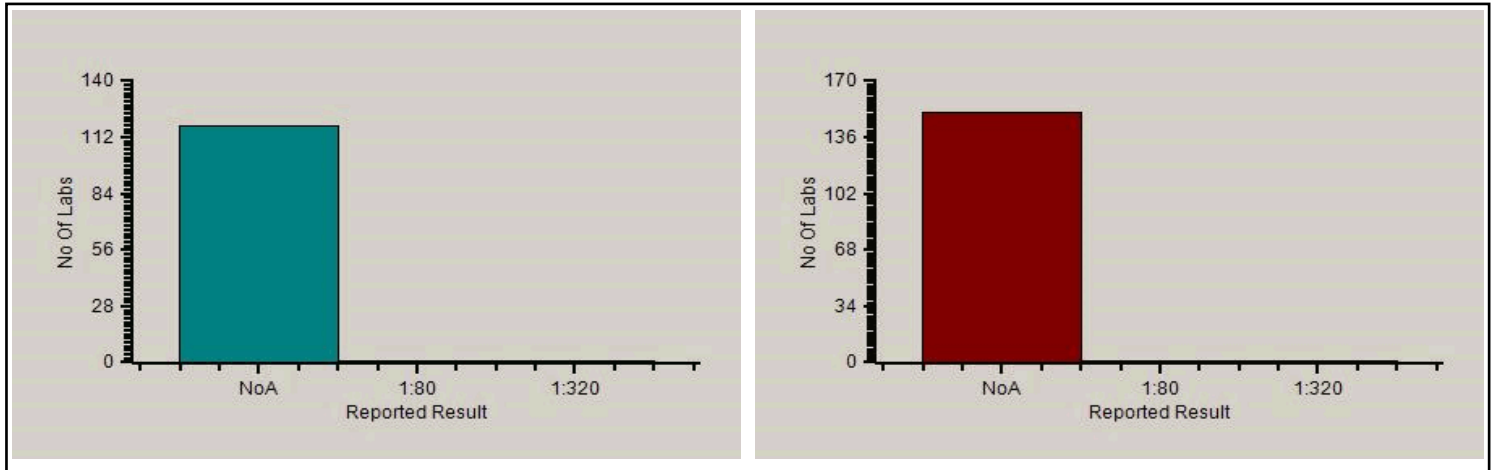
Frequency Histogram



Analyte Methodwise Qualitative Result Report

Lab No.: 456
Lab Name : MEDICENTRE SONOGRAPHY & CLINICAL LAB, BANSWARA
Report Date : 10/12/2022

Cycle No : 220309
Sample No : 1
Sample Date : 30-09-2022



Reported Results Legends :-

NoA	: No Agglutination
1:80	: 1:80
1:160	: 1:160
1:320	: 1:320
1:640	: 1:640
>1:640	: >1:640

Comments :

Interpretation when an analyte is reported for multiple samples in a Round:

- a) Reported on 2 samples:
 - Two out of two pass - Acceptable performance
 - One out of two pass - Review for random error & take action if appropriate
 - Both failed - Unacceptable performance, Review for systematic error
- b) Reported on 3 samples:
 - All pass - Acceptable performance
 - Two out of three pass - Review for random error & take action if appropriate
 - One out of three pass - Unacceptable performance, Review for systematic error
 - All failed - Unacceptable performance, Review for systematic error



Analyte Methodwise Qualitative Result Report

Lab No.: 456
 Lab Name : MEDICENTRE SONOGRAPHY & CLINICAL LAB, BANSWARA
 Report Date : 10/12/2022

Cycle No : 220309
 Sample No : 1
 Sample Date : 30-09-2022

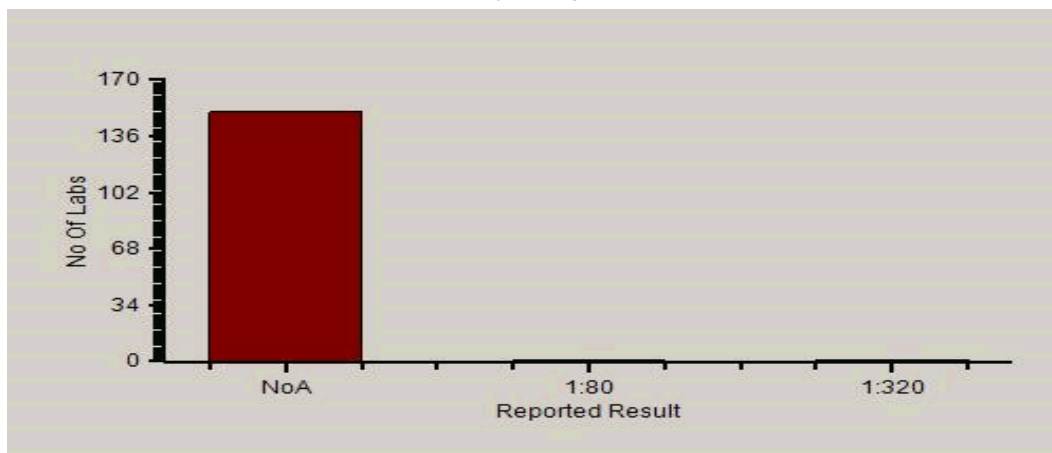
Immunoassay Extended,Widal test - Typhi O antigen (TO), -

	N
■ All Methods	151
■ Slide Agglutination - (Your Method)	120
■ Manual - (Your Analyzer)	153

Your Result	No Agglutination
Result Expected	NoA

Note : # is an indication that this parameter has not been evaluated

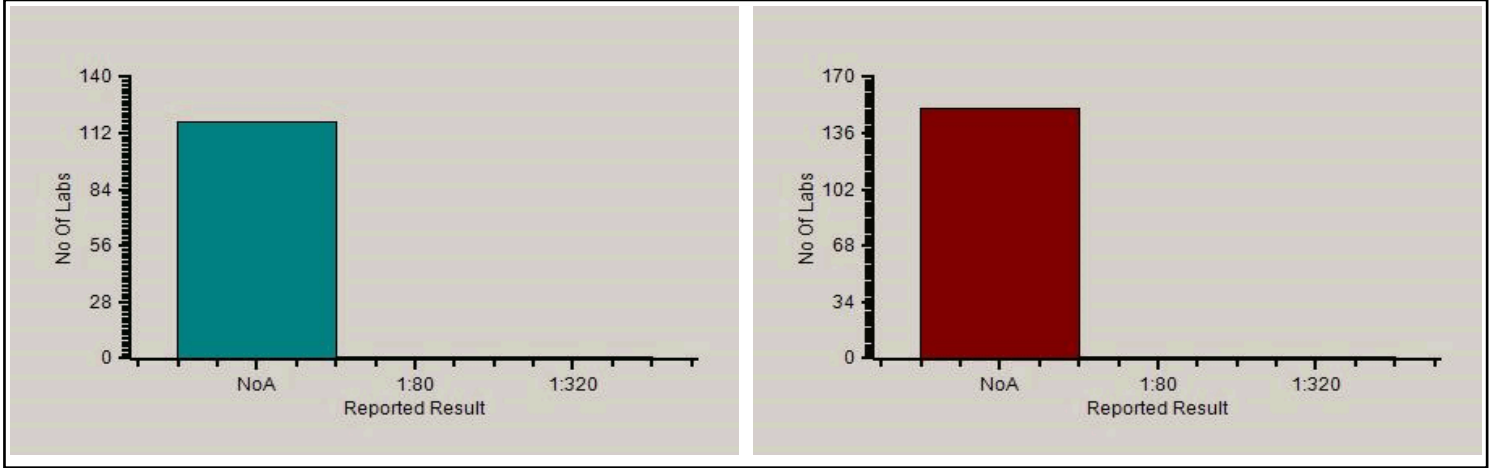
Frequency Histogram



Analyte Methodwise Qualitative Result Report

Lab No.: 456
Lab Name : MEDICENTRE SONOGRAPHY & CLINICAL LAB, BANSWARA
Report Date : 10/12/2022

Cycle No : 220309
Sample No : 1
Sample Date : 30-09-2022



Reported Results Legends :-

NoA	: No Agglutination
1:80	: 1:80
1:160	: 1:160
1:320	: 1:320
1:640	: 1:640
>1:640	: >1:640

Comments :

Interpretation when an analyte is reported for multiple samples in a Round:

- a) Reported on 2 samples:
 - Two out of two pass - Acceptable performance
 - One out of two pass - Review for random error & take action if appropriate
 - Both failed - Unacceptable performance, Review for systematic error
- b) Reported on 3 samples:
 - All pass - Acceptable performance
 - Two out of three pass - Review for random error & take action if appropriate
 - One out of three pass - Unacceptable performance, Review for systematic error
 - All failed - Unacceptable performance. Review for systematic error

Dr Puneet Kumar Nigam

Dr Puneet Kumar Nigam
PT coordinator & Technical Manager, MHL EQAS
Unit No. 409-416.
Commercial Building - 1A,
Kohinoor Mall, Kiroi Road, Kurla (W),
Mumbai - 400070

