

**Analyte Methodwise Qualitative Result Report**

**Lab No.:** 454  
**Lab Name :** MEDICENTRE SONOGRAPHY AND CLINICAL LAB, CHITTORGARH  
**Report Date :** 10/12/2022

**Cycle No :** 220309  
**Sample No :** 1  
**Sample Date :** 30-09-2022

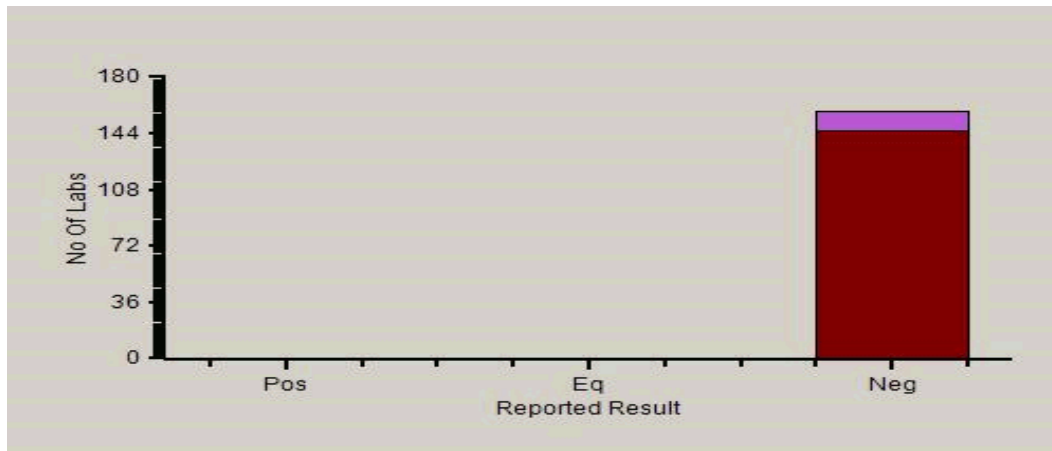
**Immunoassay Extended,Dengue NS 1, -**

	<b>N</b>
<span style="color: purple;">■</span> All Methods	156
<span style="color: teal;">■</span> Immunochromatography - (Your Method)	134
<span style="color: darkred;">■</span> Manual - (Your Analyzer)	146

<b>Your Result</b>	Negative
<b>Result Expected</b>	Neg

**Note :** # is an indication that this parameter has not been evaluated

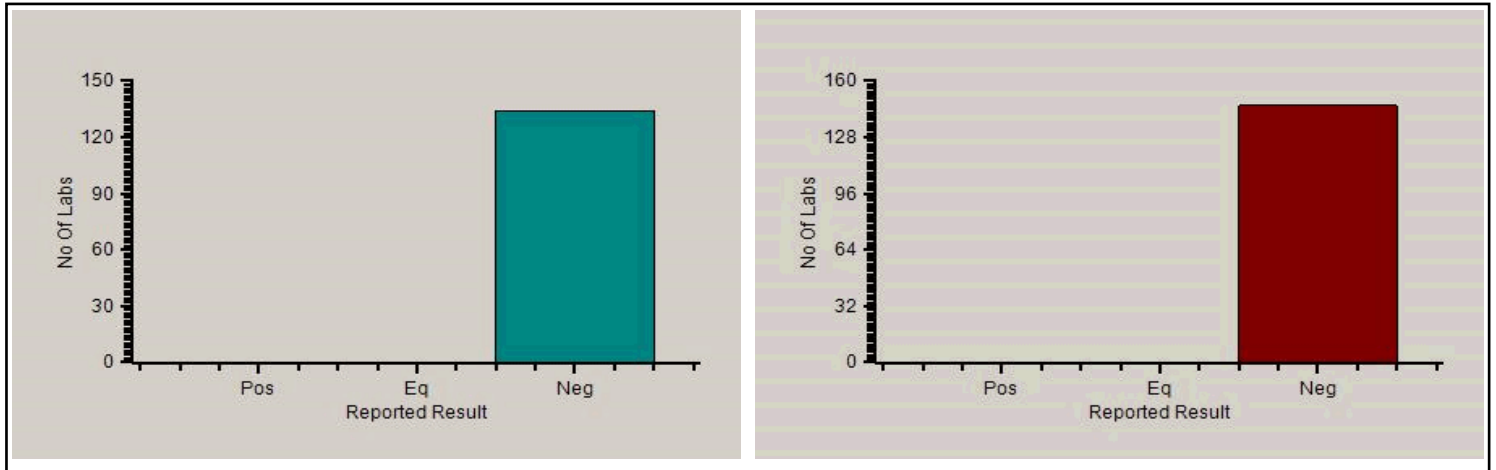
**Frequency Histogram**



**Analyte Methodwise Qualitative Result Report**

**Lab No.:** 454  
**Lab Name :** MEDICENTRE SONOGRAPHY AND CLINICAL LAB, CHITTORGARH  
**Report Date :** 10/12/2022

**Cycle No :** 220309  
**Sample No :** 1  
**Sample Date :** 30-09-2022



**Reported Results Legends :-**

Pos : Positive  
 Eq : Equivocal  
 BL : Borderline  
 Neg : Negative

**Comments :**

Interpretation when an analyte is reported for multiple samples in a Round:

- a) Reported on 2 samples:
  - Two out of two pass - Acceptable performance
  - One out of two pass - Review for random error & take action if appropriate
  - Both failed - Unacceptable performance, Review for systematic error
- b) Reported on 3 samples:
  - All pass - Acceptable performance
  - Two out of three pass - Review for random error & take action if appropriate
  - One out of three pass - Unacceptable performance, Review for systematic error
  - All failed - Unacceptable performance, Review for systematic error



**Analyte Methodwise Qualitative Result Report**

Lab No.: 454  
 Lab Name : MEDICENTRE SONOGRAPHY AND CLINICAL LAB, CHITTORGARH  
 Report Date : 10/12/2022

Cycle No : 220309  
 Sample No : 1  
 Sample Date : 30-09-2022

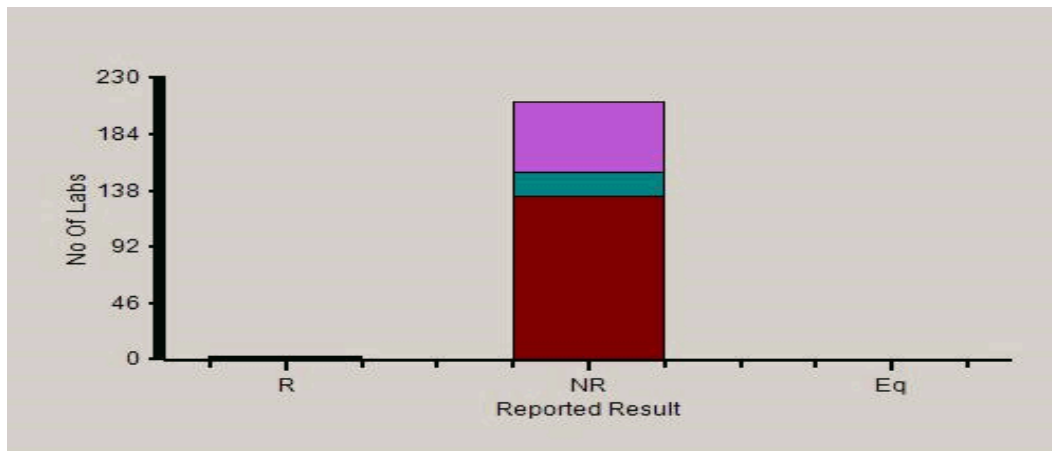
**Immunoassay Extended,HBsAg, Nil**

	<b>N</b>
<span style="color: purple;">■</span> All Methods	214
<span style="color: teal;">■</span> Immunochromatography - (Your Method)	156
<span style="color: maroon;">■</span> Manual - (Your Analyzer)	136

<b>Your Result</b>	Non-reactive
<b>Result Expected</b>	NR

**Note :** # is an indication that this parameter has not been evaluated

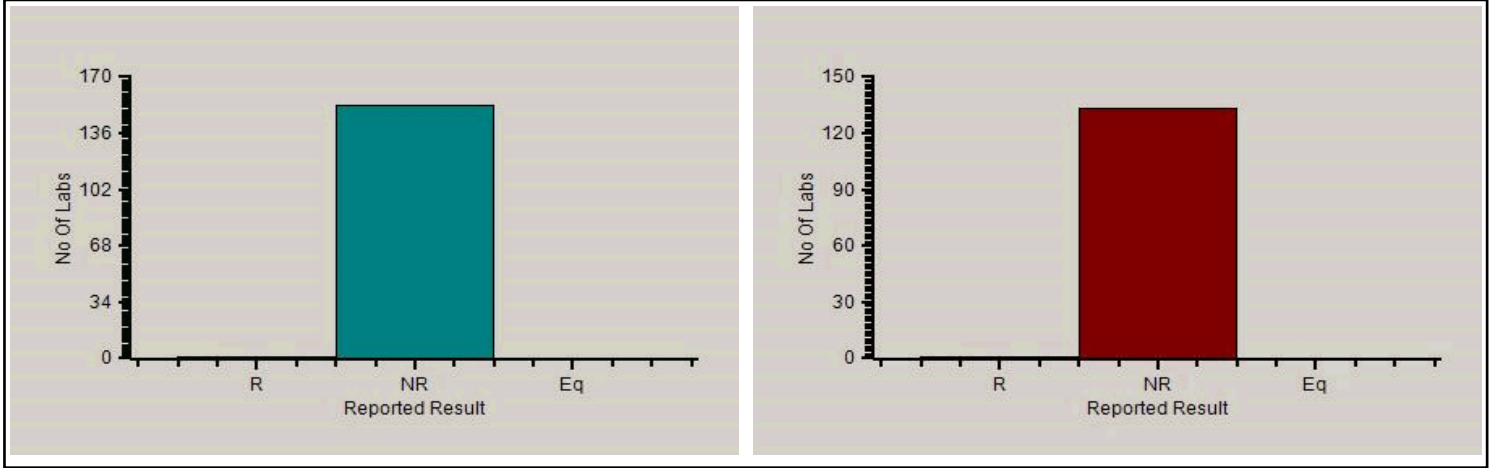
Frequency Histogram



**Analyte Methodwise Qualitative Result Report**

**Lab No.:** 454  
**Lab Name :** MEDICENTRE SONOGRAPHY AND CLINICAL LAB, CHITTORGARH  
**Report Date :** 10/12/2022

**Cycle No :** 220309  
**Sample No :** 1  
**Sample Date :** 30-09-2022



**Reported Results Legends :-**

R : Reactive  
 NR : Non-reactive  
 Eq : Equivocal

**Comments :**

Interpretation when an analyte is reported for multiple samples in a Round:

- a) Reported on 2 samples:
  - Two out of two pass - Acceptable performance
  - One out of two pass - Review for random error & take action if appropriate
  - Both failed - Unacceptable performance, Review for systematic error
- b) Reported on 3 samples:
  - All pass - Acceptable performance
  - Two out of three pass - Review for random error & take action if appropriate
  - One out of three pass - Unacceptable performance, Review for systematic error
  - All failed - Unacceptable performance, Review for systematic error



**Analyte Methodwise Qualitative Result Report**

Lab No.: 454  
 Lab Name : MEDICENTRE SONOGRAPHY AND CLINICAL LAB, CHITTORGARH  
 Report Date : 10/12/2022

Cycle No : 220309  
 Sample No : 1  
 Sample Date : 30-09-2022

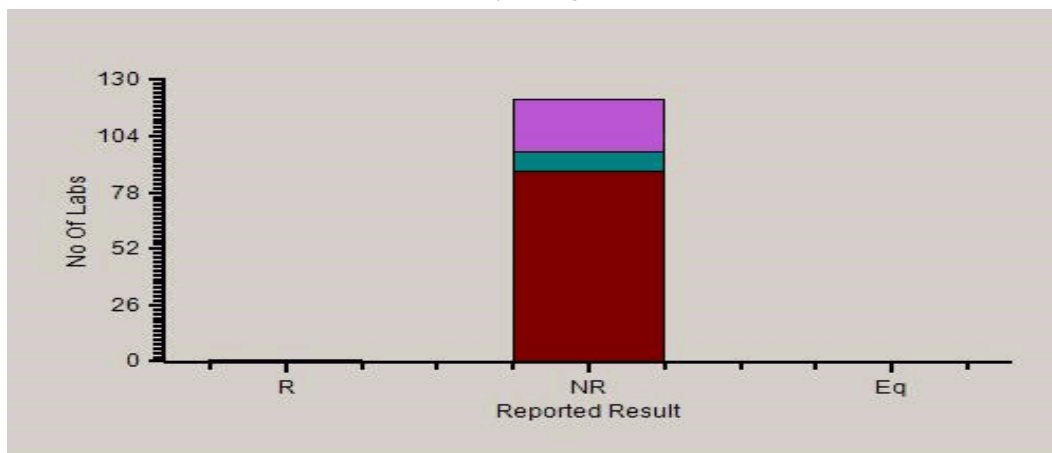
**Immunoassay Extended,HCV, -**

	<b>N</b>
<span style="color: purple;">■</span> All Methods	121
<span style="color: teal;">■</span> Immunochromatography - (Your Method)	97
<span style="color: darkred;">■</span> Manual - (Your Analyzer)	89

<b>Your Result</b>	Non-reactive
<b>Result Expected</b>	NR

**Note** : # is an indication that this parameter has not been evaluated

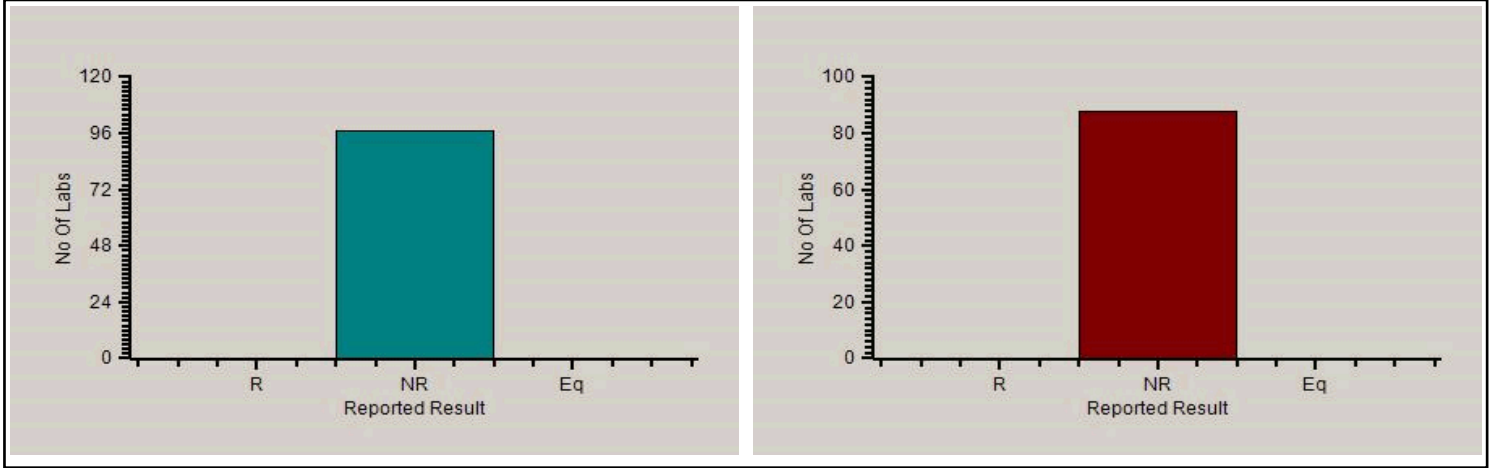
Frequency Histogram



**Analyte Methodwise Qualitative Result Report**

**Lab No.:** 454  
**Lab Name :** MEDICENTRE SONOGRAPHY AND CLINICAL LAB, CHITTORGARH  
**Report Date :** 10/12/2022

**Cycle No :** 220309  
**Sample No :** 1  
**Sample Date :** 30-09-2022



**Reported Results Legends :-**

R : Reactive  
 NR : Non-reactive  
 Eq : Equivocal

**Comments :**

Interpretation when an analyte is reported for multiple samples in a Round:

- a) Reported on 2 samples:
  - Two out of two pass - Acceptable performance
  - One out of two pass - Review for random error & take action if appropriate
  - Both failed - Unacceptable performance, Review for systematic error
- b) Reported on 3 samples:
  - All pass - Acceptable performance
  - Two out of three pass - Review for random error & take action if appropriate
  - One out of three pass - Unacceptable performance, Review for systematic error
  - All failed - Unacceptable performance, Review for systematic error



**Analyte Methodwise Qualitative Result Report**

Lab No.: 454  
 Lab Name : MEDICENTRE SONOGRAPHY AND CLINICAL LAB, CHITTORGARH  
 Report Date : 10/12/2022

Cycle No : 220309  
 Sample No : 1  
 Sample Date : 30-09-2022

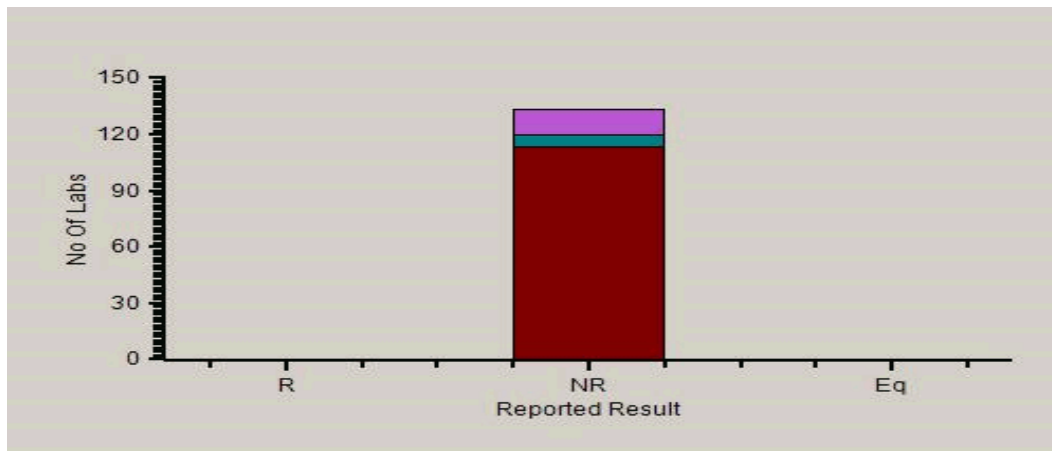
**Immunoassay Extended,HIV Ab, -**

	<b>N</b>
<span style="color: purple;">■</span> All Methods	132
<span style="color: teal;">■</span> Immunochromatography - (Your Method)	120
<span style="color: maroon;">■</span> Manual - (Your Analyzer)	114

<b>Your Result</b>	Non-reactive
<b>Result Expected</b>	NR

**Note :** # is an indication that this parameter has not been evaluated

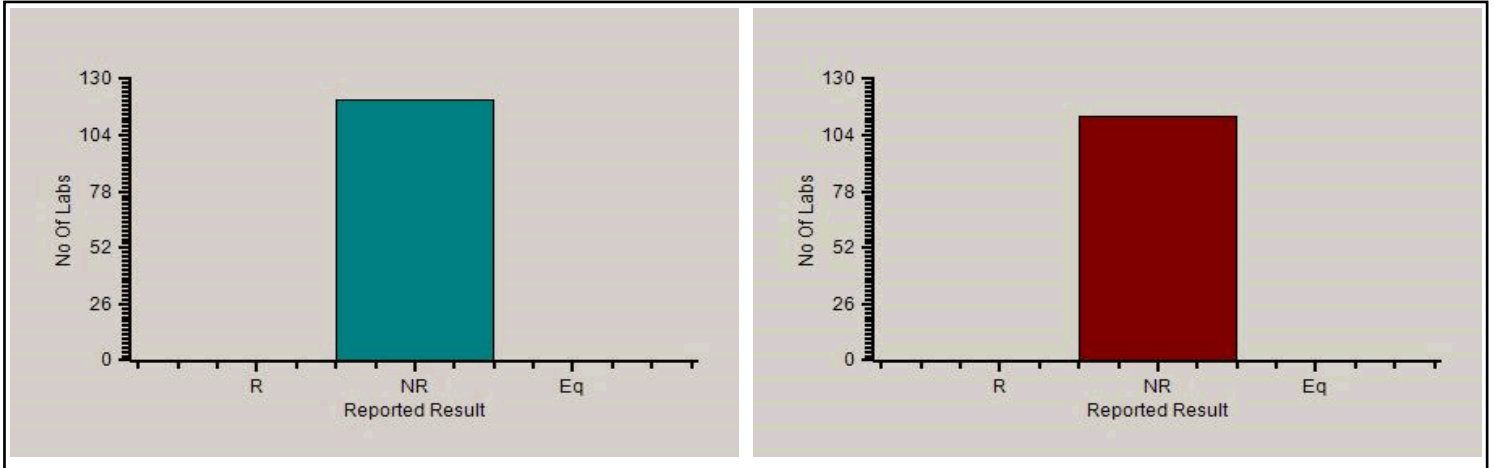
Frequency Histogram



**Analyte Methodwise Qualitative Result Report**

Lab No.: 454  
 Lab Name : MEDICENTRE SONOGRAPHY AND CLINICAL LAB, CHITTORGARH  
 Report Date : 10/12/2022

Cycle No : 220309  
 Sample No : 1  
 Sample Date : 30-09-2022



**Reported Results Legends :-**

R	: Reactive
NR	: Non-reactive
Eq	: Equivocal
Indet	: Indeterminate
HIV-1	: HIV-1 Ab Reactive
HIV-2	: HIV-2 Ab Reactive

**Comments :**

Interpretation when an analyte is reported for multiple samples in a Round:

- a) Reported on 2 samples:
  - Two out of two pass - Acceptable performance
  - One out of two pass - Review for random error & take action if appropriate
  - Both failed - Unacceptable performance, Review for systematic error
- b) Reported on 3 samples:
  - All pass - Acceptable performance
  - Two out of three pass - Review for random error & take action if appropriate
  - One out of three pass - Unacceptable performance, Review for systematic error
  - All failed - Unacceptable performance. Review for systematic error





**Analyte Methodwise Qualitative Result Report**

Lab No.: 454  
 Lab Name : MEDICENTRE SONOGRAPHY AND CLINICAL LAB, CHITTORGARH  
 Report Date : 10/12/2022

Cycle No : 220309  
 Sample No : 1  
 Sample Date : 30-09-2022

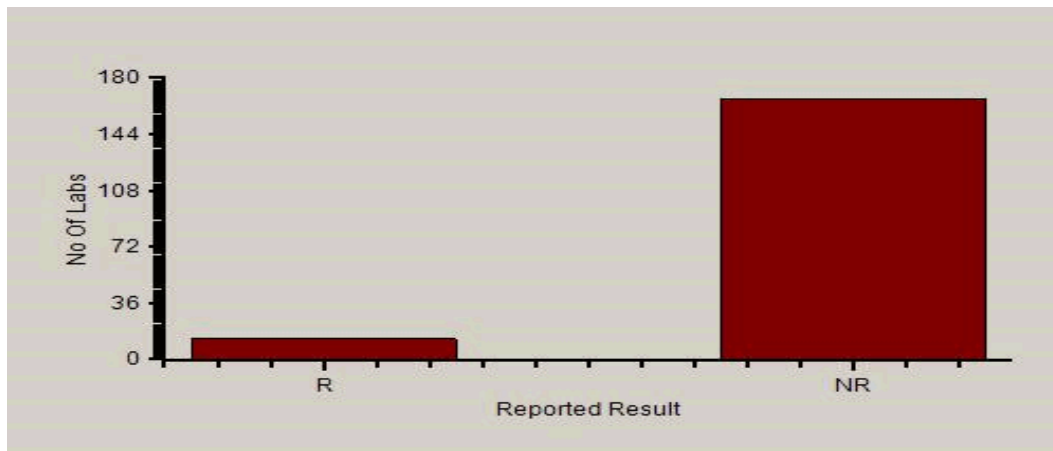
**Immunoassay Extended,RPR (Syphilis Serology), -**

	<b>N</b>
<span style="color: purple;">■</span> All Methods	180
<span style="color: teal;">■</span> Immunochromatography - (Your Method)	70
<span style="color: red;">■</span> Manual - (Your Analyzer)	181

<b>Your Result</b>	Non-reactive
<b>Result Expected</b>	NR

**Note :** # is an indication that this parameter has not been evaluated

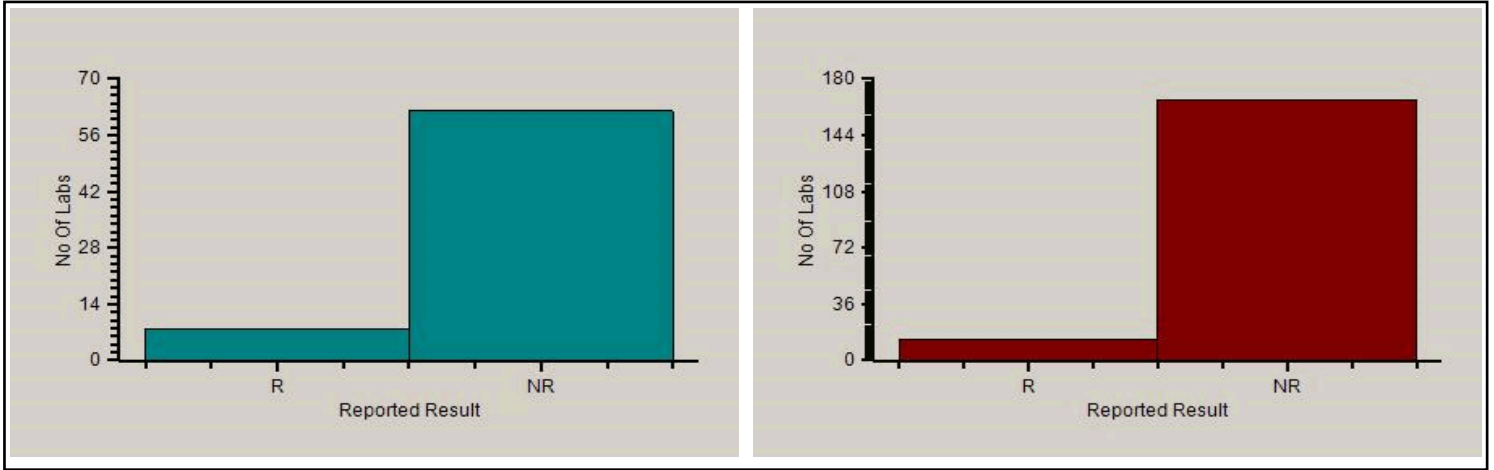
Frequency Histogram



**Analyte Methodwise Qualitative Result Report**

**Lab No.:** 454  
**Lab Name :** MEDICENTRE SONOGRAPHY AND CLINICAL LAB, CHITTORGARH  
**Report Date :** 10/12/2022

**Cycle No :** 220309  
**Sample No :** 1  
**Sample Date :** 30-09-2022



**Reported Results Legends :-**

R : Reactive  
 NR : Non-reactive  
 WR : Weak Reactive

**Comments :**

Interpretation when an analyte is reported for multiple samples in a Round:

- a) Reported on 2 samples:
  - Two out of two pass - Acceptable performance
  - One out of two pass - Review for random error & take action if appropriate
  - Both failed - Unacceptable performance, Review for systematic error
- b) Reported on 3 samples:
  - All pass - Acceptable performance
  - Two out of three pass - Review for random error & take action if appropriate
  - One out of three pass - Unacceptable performance, Review for systematic error
  - All failed - Unacceptable performance, Review for systematic error



**Analyte Methodwise Qualitative Result Report**

Lab No.: 454  
 Lab Name : MEDICENTRE SONOGRAPHY AND CLINICAL LAB, CHITTORGARH  
 Report Date : 10/12/2022

Cycle No : 220309  
 Sample No : 1  
 Sample Date : 30-09-2022

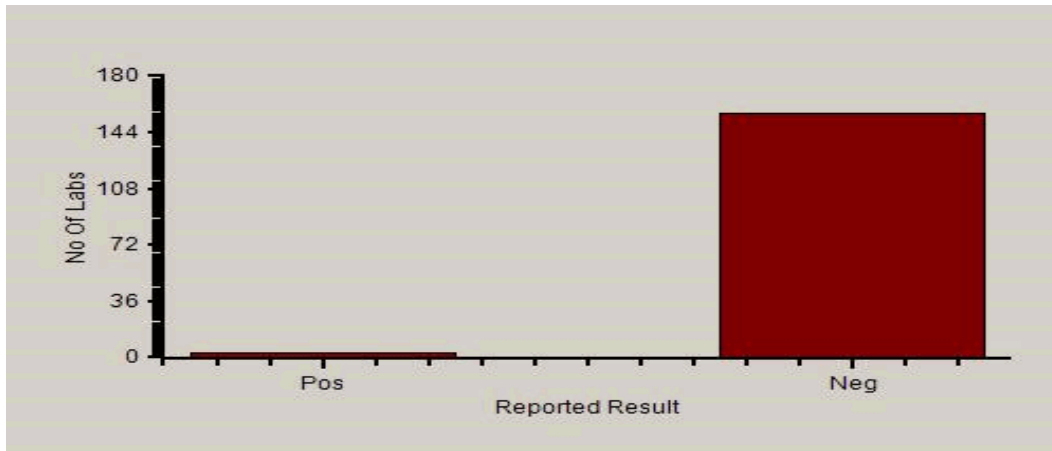
**Immunoassay Extended, Typhidot IgM, -**

<span style="display: inline-block; width: 10px; height: 10px; background-color: #9933cc; border: 1px solid black;"></span>	All Methods	N
<span style="display: inline-block; width: 10px; height: 10px; background-color: #008080; border: 1px solid black;"></span>	Immunochromatography - (Your Method)	157
<span style="display: inline-block; width: 10px; height: 10px; background-color: #800000; border: 1px solid black;"></span>	Manual - (Your Analyzer)	158
		159

<b>Your Result</b>	Negative
<b>Result Expected</b>	Neg

**Note :** # is an indication that this parameter has not been evaluated

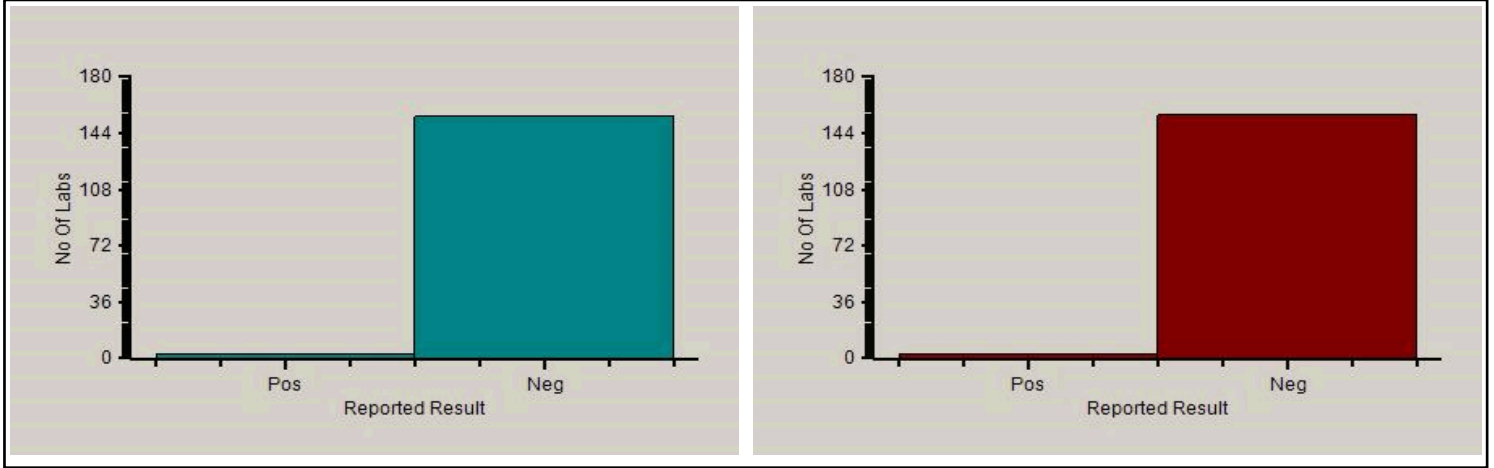
Frequency Histogram



**Analyte Methodwise Qualitative Result Report**

**Lab No.:** 454  
**Lab Name :** MEDICENTRE SONOGRAPHY AND CLINICAL LAB, CHITTORGARH  
**Report Date :** 10/12/2022

**Cycle No :** 220309  
**Sample No :** 1  
**Sample Date :** 30-09-2022



**Reported Results Legends :-**  
 Pos : Positive  
 Neg : Negative

**Comments :**

Interpretation when an analyte is reported for multiple samples in a Round:

- a) Reported on 2 samples:
  - Two out of two pass - Acceptable performance
  - One out of two pass - Review for random error & take action if appropriate
  - Both failed - Unacceptable performance, Review for systematic error
- b) Reported on 3 samples:
  - All pass - Acceptable performance
  - Two out of three pass - Review for random error & take action if appropriate
  - One out of three pass - Unacceptable performance, Review for systematic error
  - All failed - Unacceptable performance. Review for systematic error



**Analyte Methodwise Qualitative Result Report**

Lab No.: 454  
 Lab Name : MEDICENTRE SONOGRAPHY AND CLINICAL LAB, CHITTORGARH  
 Report Date : 10/12/2022

Cycle No : 220309  
 Sample No : 1  
 Sample Date : 30-09-2022

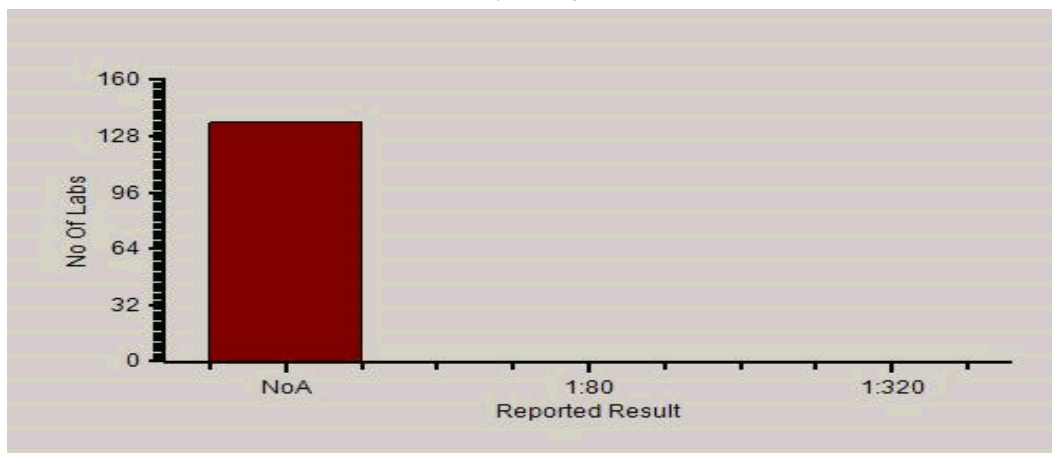
**Immunoassay Extended,Widal test - ParaTyphi A-H antigen (AH), -**

	<b>N</b>
<span style="color: purple;">■</span> All Methods	134
<span style="color: teal;">■</span> Slide Agglutination - (Your Method)	104
<span style="color: darkred;">■</span> Manual - (Your Analyzer)	136

<b>Your Result</b>	No Agglutination
<b>Result Expected</b>	NoA

**Note** : # is an indication that this parameter has not been evaluated

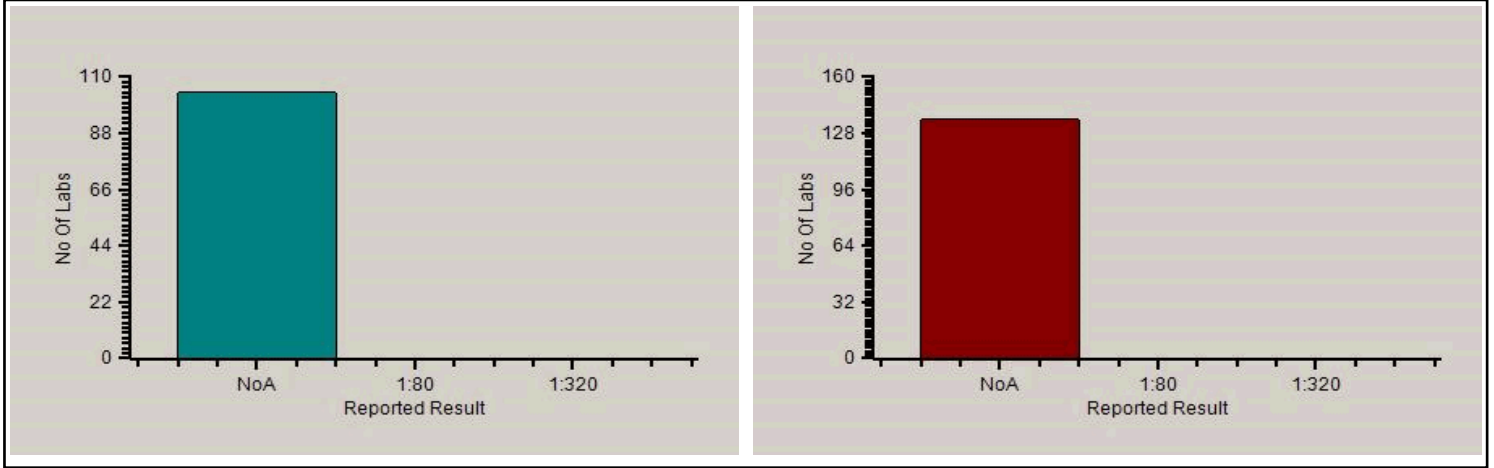
Frequency Histogram



**Analyte Methodwise Qualitative Result Report**

**Lab No.:** 454  
**Lab Name :** MEDICENTRE SONOGRAPHY AND CLINICAL LAB, CHITTORGARH  
**Report Date :** 10/12/2022

**Cycle No :** 220309  
**Sample No :** 1  
**Sample Date :** 30-09-2022



**Reported Results Legends :-**

NoA	: No Agglutination
1:80	: 1:80
1:160	: 1:160
1:320	: 1:320
1:640	: 1:640
>1:640	: >1:640

**Comments :**

Interpretation when an analyte is reported for multiple samples in a Round:

- a) Reported on 2 samples:
  - Two out of two pass - Acceptable performance
  - One out of two pass - Review for random error & take action if appropriate
  - Both failed - Unacceptable performance, Review for systematic error
- b) Reported on 3 samples:
  - All pass - Acceptable performance
  - Two out of three pass - Review for random error & take action if appropriate
  - One out of three pass - Unacceptable performance, Review for systematic error
  - All failed - Unacceptable performance, Review for systematic error



**Analyte Methodwise Qualitative Result Report**

Lab No.: 454  
 Lab Name : MEDICENTRE SONOGRAPHY AND CLINICAL LAB, CHITTORGARH  
 Report Date : 10/12/2022

Cycle No : 220309  
 Sample No : 1  
 Sample Date : 30-09-2022

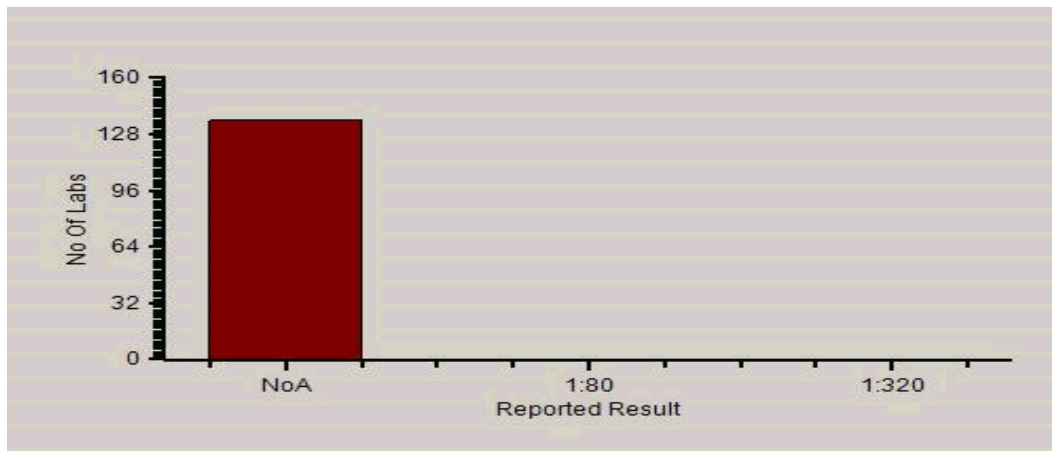
**Immunoassay Extended,Widal test - ParaTyphi B-H antigen (BH), -**

	<b>N</b>
<span style="color: purple;">■</span> All Methods	134
<span style="color: teal;">■</span> Slide Agglutination - (Your Method)	104
<span style="color: darkred;">■</span> Manual - (Your Analyzer)	136

<b>Your Result</b>	No Agglutination
<b>Result Expected</b>	NoA

**Note :** # is an indication that this parameter has not been evaluated

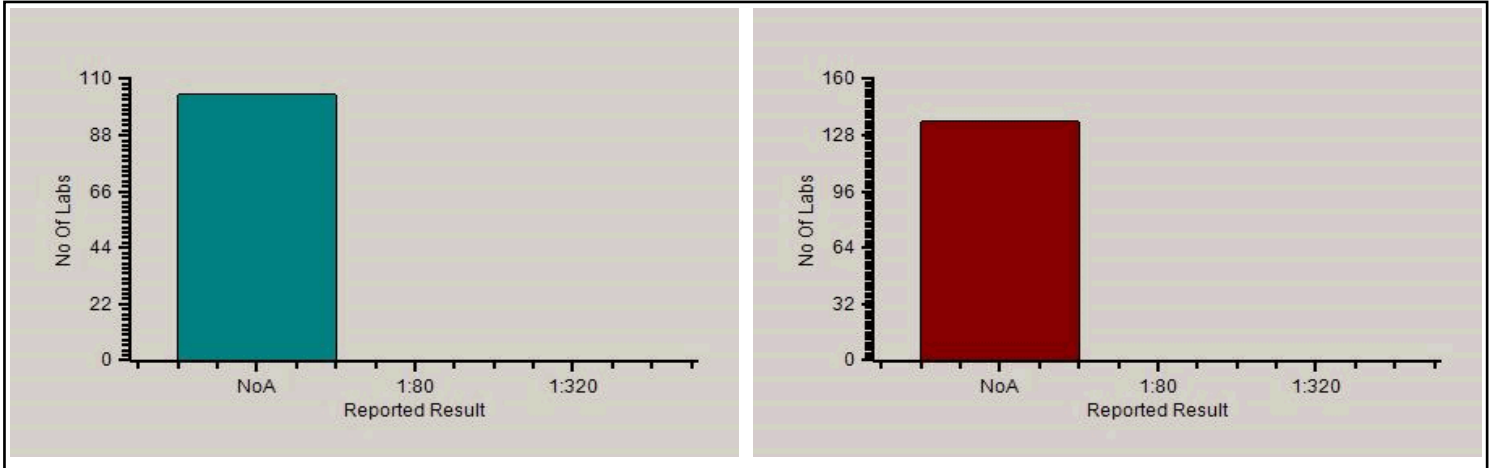
Frequency Histogram



**Analyte Methodwise Qualitative Result Report**

**Lab No.:** 454  
**Lab Name :** MEDICENTRE SONOGRAPHY AND CLINICAL LAB, CHITTORGARH  
**Report Date :** 10/12/2022

**Cycle No :** 220309  
**Sample No :** 1  
**Sample Date :** 30-09-2022



**Reported Results Legends :-**

NoA	: No Agglutination
1:80	: 1:80
1:160	: 1:160
1:320	: 1:320
1:640	: 1:640
>1:640	: >1:640

**Comments :**

Interpretation when an analyte is reported for multiple samples in a Round:

- a) Reported on 2 samples:
- Two out of two pass - Acceptable performance
  - One out of two pass - Review for random error & take action if appropriate
  - Both failed - Unacceptable performance, Review for systematic error
- b) Reported on 3 samples:
- All pass - Acceptable performance
  - Two out of three pass - Review for random error & take action if appropriate
  - One out of three pass - Unacceptable performance, Review for systematic error
  - All failed - Unacceptable performance, Review for systematic error





**Analyte Methodwise Qualitative Result Report**

Lab No.: 454  
 Lab Name : MEDICENTRE SONOGRAPHY AND CLINICAL LAB, CHITTORGARH  
 Report Date : 10/12/2022

Cycle No : 220309  
 Sample No : 1  
 Sample Date : 30-09-2022

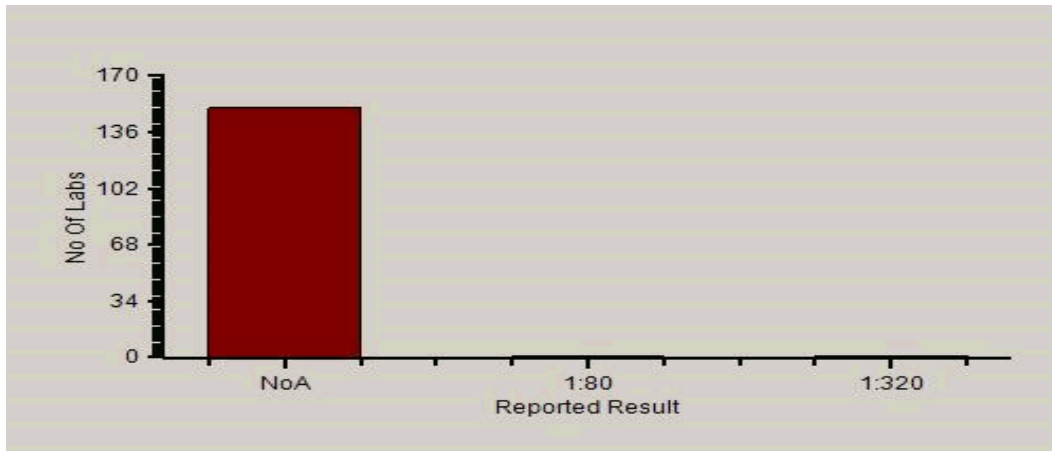
**Immunoassay Extended,Widal test - Typhi H antigen (TH), -**

	<b>N</b>
<span style="color: purple;">■</span> All Methods	151
<span style="color: teal;">■</span> Slide Agglutination - (Your Method)	120
<span style="color: darkred;">■</span> Manual - (Your Analyzer)	153

<b>Your Result</b>	No Agglutination
<b>Result Expected</b>	NoA

**Note :** # is an indication that this parameter has not been evaluated

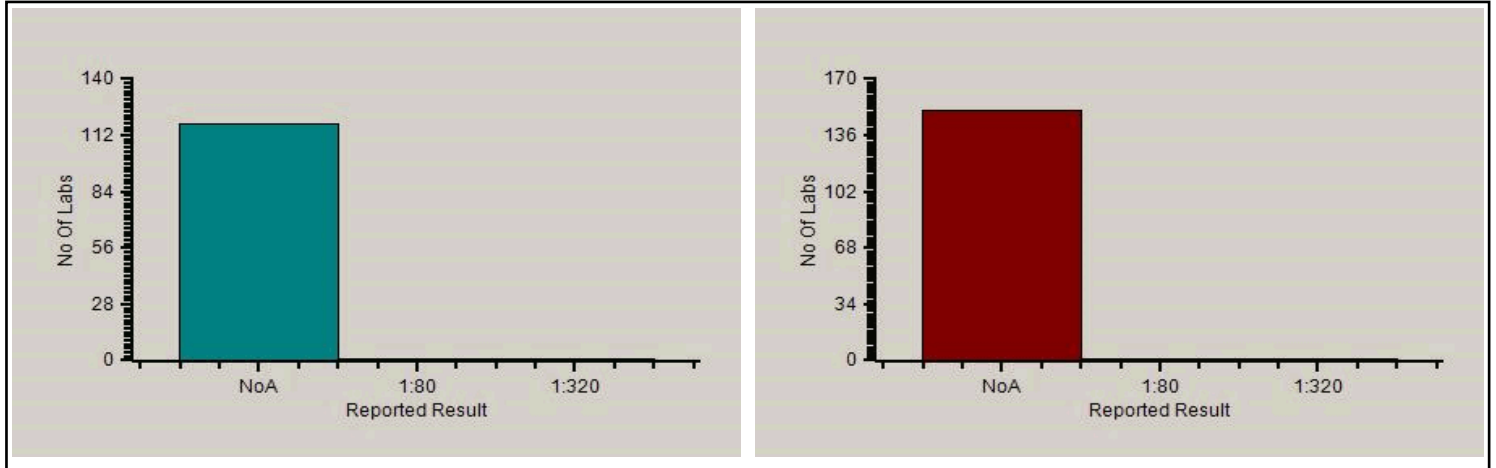
Frequency Histogram



**Analyte Methodwise Qualitative Result Report**

**Lab No.:** 454  
**Lab Name :** MEDICENTRE SONOGRAPHY AND CLINICAL LAB, CHITTORGARH  
**Report Date :** 10/12/2022

**Cycle No :** 220309  
**Sample No :** 1  
**Sample Date :** 30-09-2022



**Reported Results Legends :-**

NoA	: No Agglutination
1:80	: 1:80
1:160	: 1:160
1:320	: 1:320
1:640	: 1:640
>1:640	: >1:640

**Comments :**

Interpretation when an analyte is reported for multiple samples in a Round:

- a) Reported on 2 samples:
  - Two out of two pass - Acceptable performance
  - One out of two pass - Review for random error & take action if appropriate
  - Both failed - Unacceptable performance, Review for systematic error
- b) Reported on 3 samples:
  - All pass - Acceptable performance
  - Two out of three pass - Review for random error & take action if appropriate
  - One out of three pass - Unacceptable performance, Review for systematic error
  - All failed - Unacceptable performance. Review for systematic error



**Analyte Methodwise Qualitative Result Report**

Lab No.: 454  
 Lab Name : MEDICENTRE SONOGRAPHY AND CLINICAL LAB, CHITTORGARH  
 Report Date : 10/12/2022

Cycle No : 220309  
 Sample No : 1  
 Sample Date : 30-09-2022

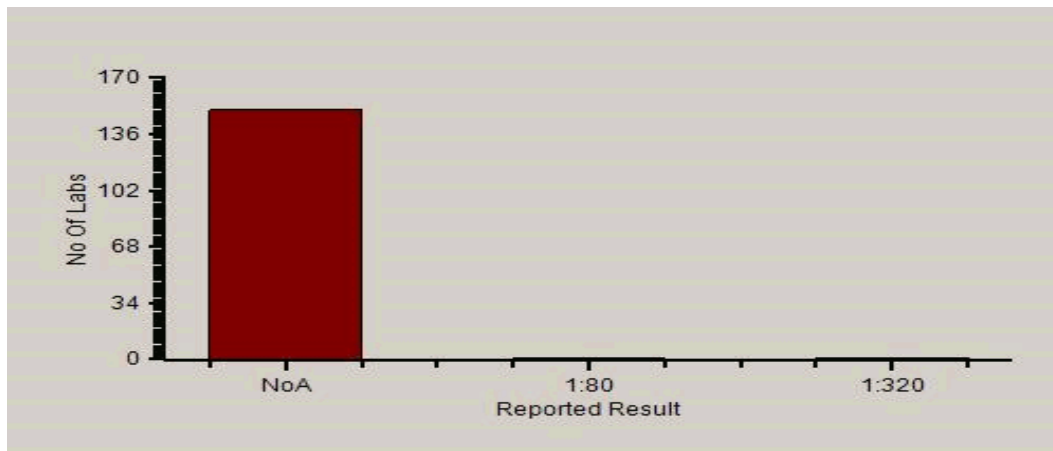
**Immunoassay Extended,Widal test - Typhi O antigen (TO), -**

	<b>N</b>
<span style="color: purple;">■</span> All Methods	151
<span style="color: teal;">■</span> Slide Agglutination - (Your Method)	120
<span style="color: darkred;">■</span> Manual - (Your Analyzer)	153

<b>Your Result</b>	No Agglutination
<b>Result Expected</b>	NoA

**Note** : # is an indication that this parameter has not been evaluated

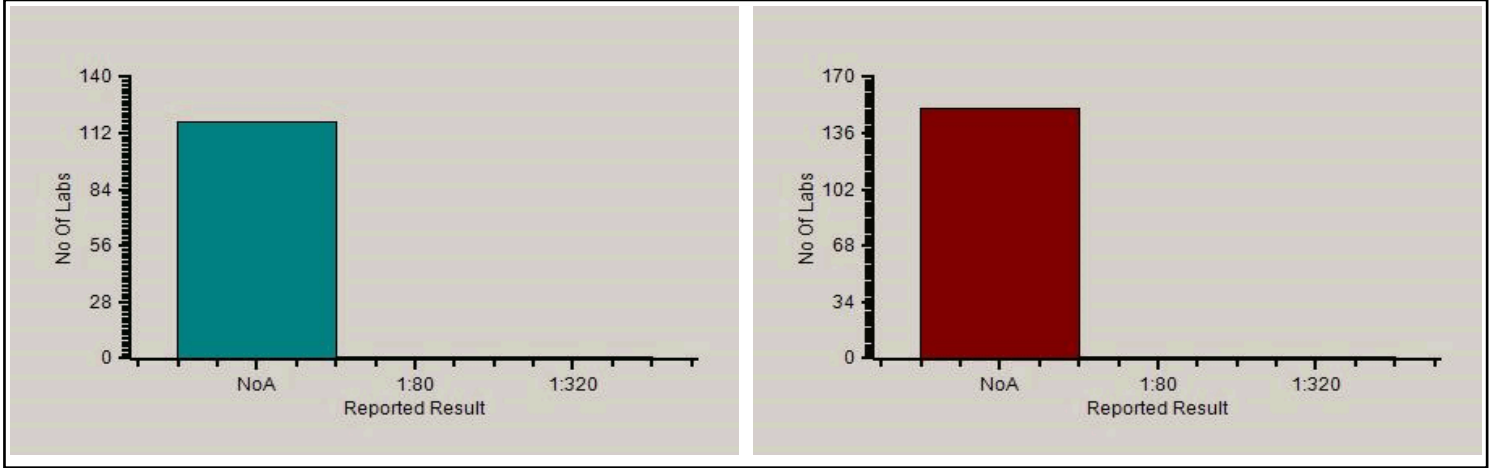
Frequency Histogram



**Analyte Methodwise Qualitative Result Report**

**Lab No.:** 454  
**Lab Name :** MEDICENTRE SONOGRAPHY AND CLINICAL LAB, CHITTORGARH  
**Report Date :** 10/12/2022

**Cycle No :** 220309  
**Sample No :** 1  
**Sample Date :** 30-09-2022



**Reported Results Legends :-**

NoA	: No Agglutination
1:80	: 1:80
1:160	: 1:160
1:320	: 1:320
1:640	: 1:640
>1:640	: >1:640

**Comments :**

Interpretation when an analyte is reported for multiple samples in a Round:

- a) Reported on 2 samples:
  - Two out of two pass - Acceptable performance
  - One out of two pass - Review for random error & take action if appropriate
  - Both failed - Unacceptable performance, Review for systematic error
- b) Reported on 3 samples:
  - All pass - Acceptable performance
  - Two out of three pass - Review for random error & take action if appropriate
  - One out of three pass - Unacceptable performance, Review for systematic error
  - All failed - Unacceptable performance. Review for systematic error

*Dr. Puneet Kumar Nigam*

**Dr Puneet Kumar Nigam**  
**PT coordinator & Technical Manager, MHL EQAS**  
 Unit No. 409-416.  
 Commercial Building - 1A,  
 Kohinoor Mall, Kiroi Road, Kurla (W),  
 Mumbai - 400070

