



RML – Quality Assurance Program (RML – QAP)



Urine Routine Analysis

ALL METHOD REPORT

Cycle - 11/2022
Round No -12

Date: 20/12/2022

Lab Code: 2638

Parameters	Units	No.of. Participants	Consensus		Consensus Result	Your Value	Remark
			Number	%			
Specific Gravity	-	266	243	91%	1.010-1.020	1.020	Within Consensus
pH	-	266	255	88%	6.0	6.0	Within Consensus
Leukocytes	/µl	260	259	100%	Negative	Negative	Within Consensus
Nitrite	-	253	245	97%	Negative	Negative	Within Consensus
Protein	mg/dl	265	256	97%	Negative	Negative	Within Consensus
Glucose	mg/dl	266	263	99%	Negative	Negative	Within Consensus
Ketones	-	267	263	99%	Negative	Negative	Within Consensus
Urobilinogen	mg/dl	262	257	98%	Negative	Negative	Within Consensus
Bilirubin	mg/dl	265	262	99%	Negative	Negative	Within Consensus
Blood (Hemoglobin)	/µl	263	258	98%	Negative	Negative	Within Consensus

Legends	≥ 60% Consensus	(*) Outside Consensus	(@) No Consensus	(.) Not Reported	(#)Late Result Submission
---------	-----------------	-----------------------	------------------	------------------	---------------------------

Chief Coordinator

Dr. Sanjay Mehrotra

Checked By:

Prepared By: SK

Programme Director

Dr. Bandana Mehrotra

Page 1 of 4

Doc. No.: ASS/PR/10/R 01/DL:05.01.2022

RML
Research Foundation

Address: B-171, Nirala Nagar, Lucknow - 226 020 Ph: +91 522 400 1301 nes: +91 522 407 180, 2788 44 Fa: +91 522 2788 555

Email: rmlresearchfoundation@gmail.com Website: www.rmlpathology.com

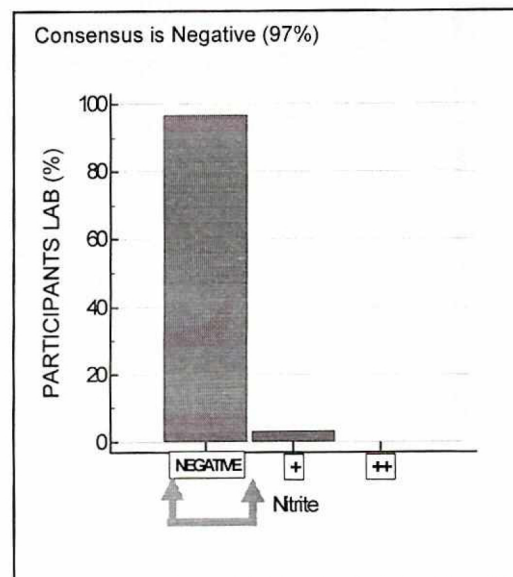
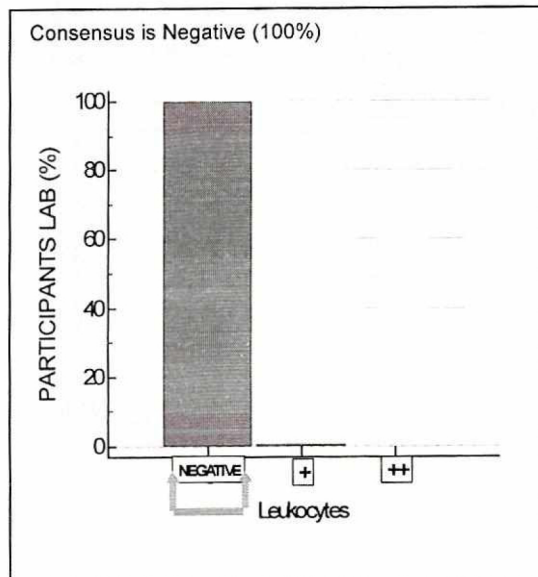
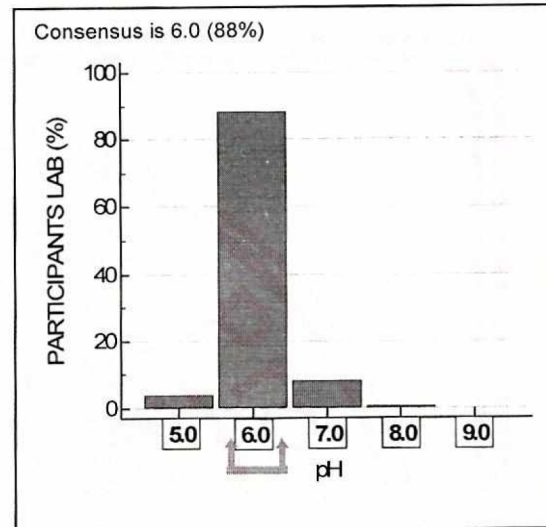
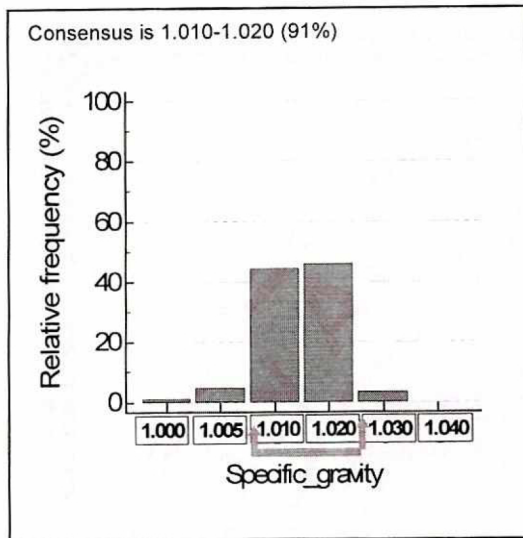
Continuous Efforts And Execution Leads To Quality Excellence

URINE ROUTINE ANALYSIS

GRAPHICAL REPORT

Cycle - 11/2022
Round-12

Date:20/12/2022



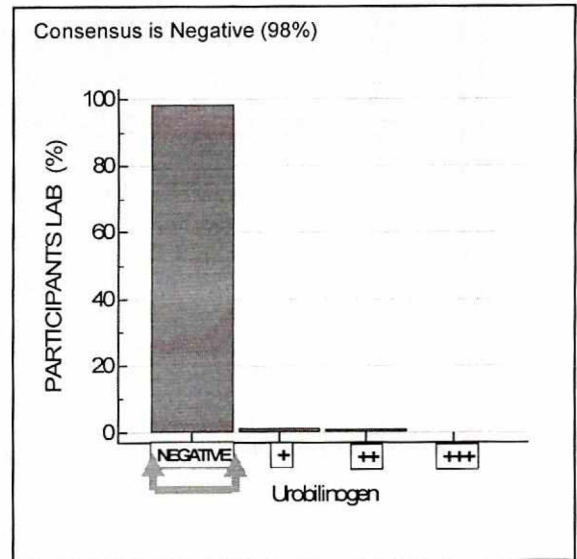
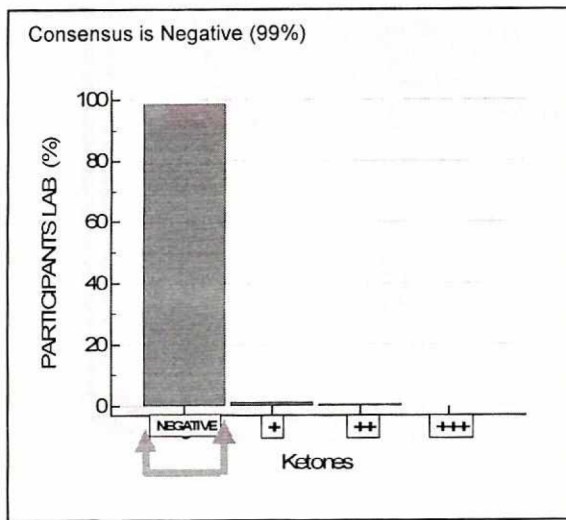
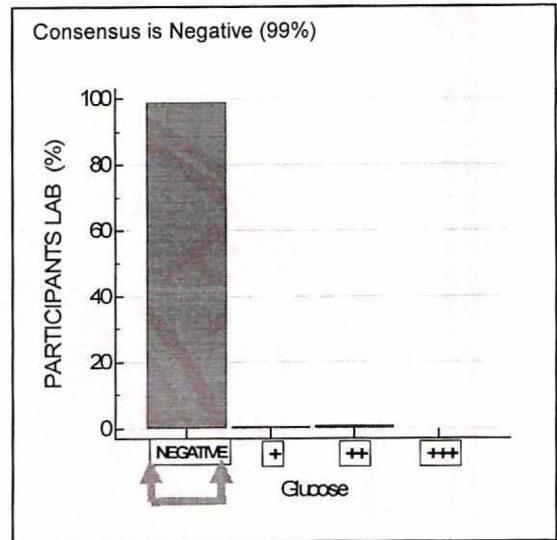
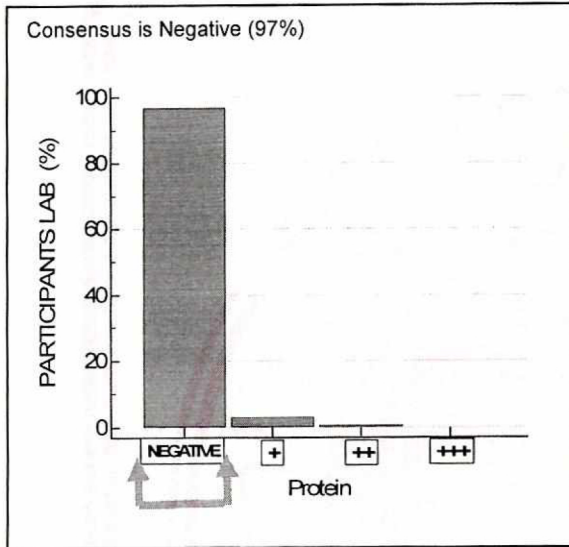


URINE ROUTINE ANALYSIS

GRAPHICAL REPORT

Cycle - 11/2022
Round-12

Date:20/12/2022





URINE ROUTINE ANALYSIS

GRAPHICAL REPORT

Cycle - 11/2022
Round-12

Date:20/12/2022

