



RML – Quality Assurance Program (RML – QAP)



Urine Routine Analysis

ALL METHOD REPORT

Cycle - 11/2022
Round No - 12

Date: 20/12/2022

Lab Code: 2610

Parameters	Units	No.of. Participants	Consensus		Consensus Result	Your Value	Remark
			Number	%			
Specific Gravity	-	266	243	91%	1.010-1.020	1.010	Within Consensus
pH	-	266	255	88%	6.0	6.0	Within Consensus
Leukocytes	/ μ l	260	259	100%	Negative	Negative	Within Consensus
Nitrite	-	253	245	97%	Negative	Negative	Within Consensus
Protein	mg/dl	265	256	97%	Negative	Negative	Within Consensus
Glucose	mg/dl	266	263	99%	Negative	Negative	Within Consensus
Ketones	-	267	263	99%	Negative	Negative	Within Consensus
Urobilinogen	mg/dl	262	257	98%	Negative	Negative	Within Consensus
Bilirubin	mg/dl	265	262	99%	Negative	Negative	Within Consensus
Blood (Hemoglobin)	/ μ l	263	258	98%	Negative	Negative	Within Consensus

Legends	\geq 60% Consensus	(*) Outside Consensus	(@) No Consensus	(.) Not Reported	(#)Late Result Submission
---------	----------------------	-----------------------	------------------	------------------	---------------------------

Chief Coordinator

Dr. Sanjay Mehrotra

Checked By

Prepared By: SK

Programme Director

Dr. Bandana Mehrotra

Page 1 of 4

Doc. No.: ASS/FR/10/R 01/Dt.: 05.01.2022



Address: B-171, Nirala Nagar, Lucknow - 226 020. Ph. : 4034100-130 (30 Lines), 4077180, 2788-44 Fax :(0522)2788555

Email: rmlresearchfoundation@gmail.com Website: www.rmlpathology.com

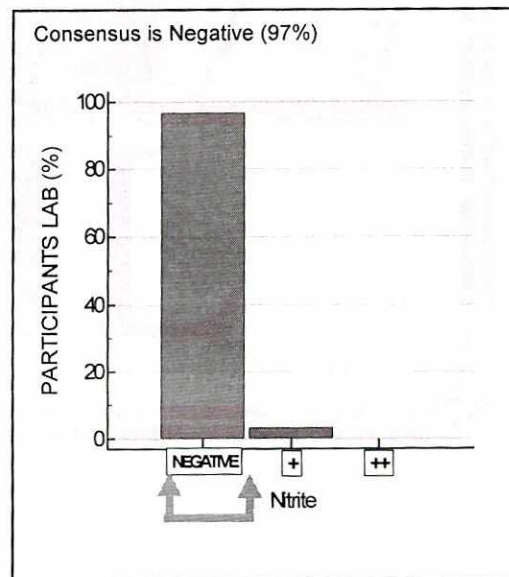
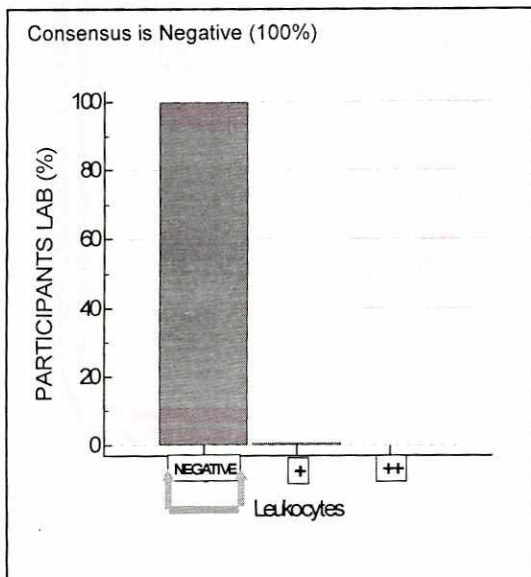
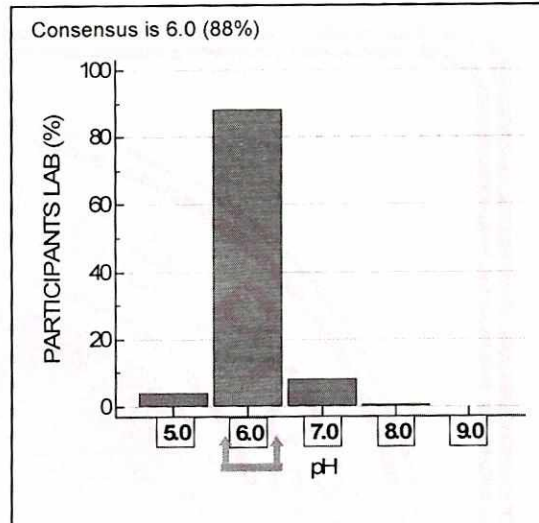
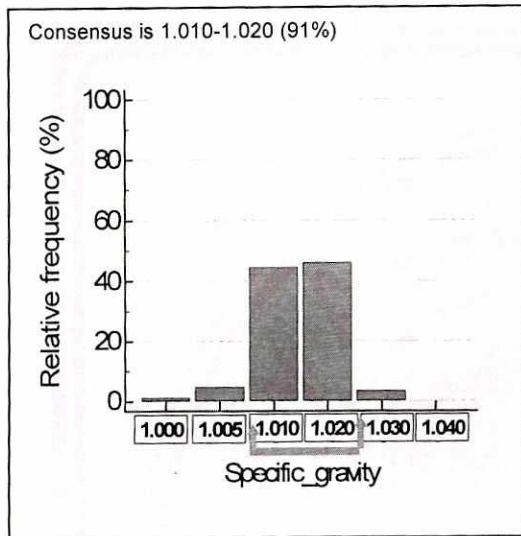
Continuous Efforts And Execution Leads To Quality Excellence

URINE ROUTINE ANALYSIS

GRAPHICAL REPORT

Cycle - 11/2022
Round-12

Date:20/12/2022



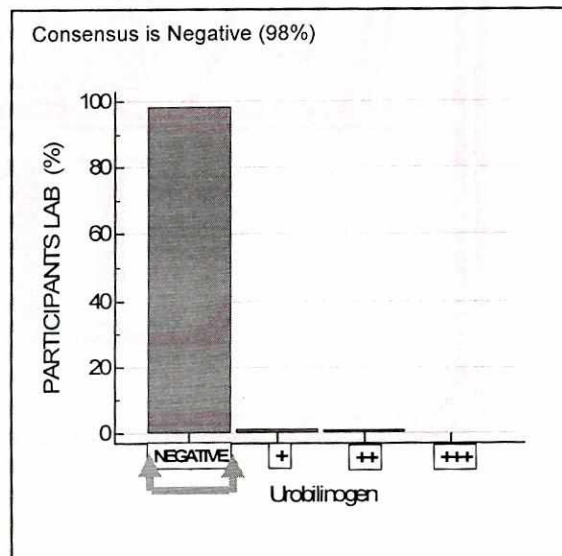
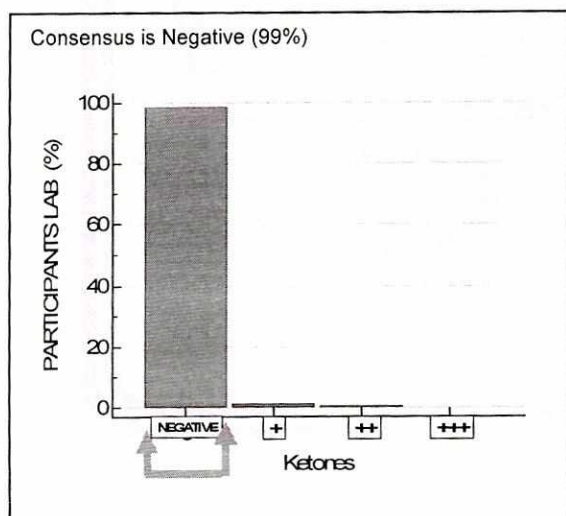
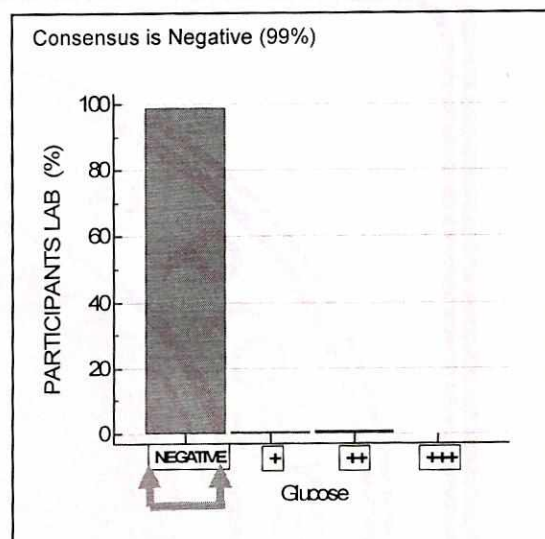
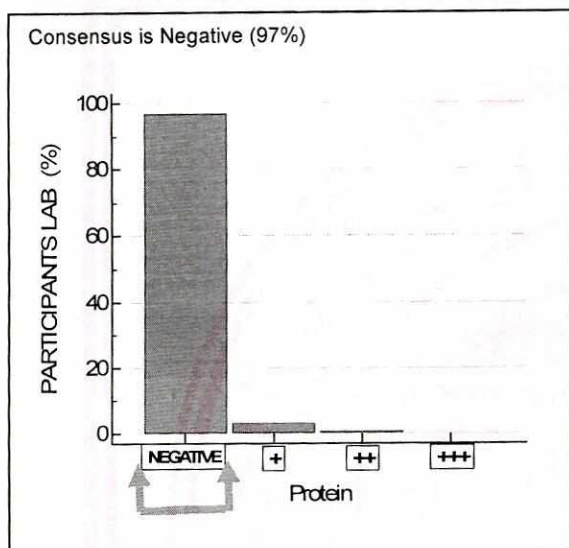
URINE ROUTINE ANALYSIS

GRAPHICAL REPORT

Cycle - 11/2022

Round-12

Date:20/12/2022



URINE ROUTINE ANALYSIS

GRAPHICAL REPORT

Cycle - 11/2022
Round-12

Date:20/12/2022

