

Ace Medical Solutions (India) Pvt. Ltd.

An ISO 9001-2015 Certified Company

No. 770/1, Jothi Complex 2nd Floor, Alagar Kovil Main Road, Surveyor Colony,
Madurai - 625 007, Tamilnadu, India Mobile : +91 94434 74610



GSTIN. 33ADSPA9153Q1ZA • DL No. TN-12-20B -00398, TN-12-21B-00398

CALIBRATION CERTIFICATE

Customer Name & Address:	M/S. Hi-Tech Diagnostics Centre, Near Dr. Murali Hospital, Palayakottai Road, Kangayam-638701.	Certificate No:	AMS/LAB/289/3165
		Issuing Date:	27/02/2023
		Page No:	1 of 1

Details of Device under Calibration (DUC):

DUC:	Micro Pipette	Id. No:	HTDC/LAB/VMP/001
Make:	Microlux	Department:	Laboratory
Model:	---	Calibrated On:	25/02/2023
Sl. No:	---	Calibration Due Suggested:	24/02/2024
Type:	Variable	DUC Condition on Receipt:	OK
Range & Least Count:	5 to 50µl		

Traceability Details:

Sl.No.	Test Equipment	Make	Certificate Number	Valid Up to
1	Electronic Weighing Scale	EWC/SF400C	PC/01/23/ATL/0512-02	31/01/2024
2	Thermo Hygrometer	Beetech/088	PC/01/23/ATL/0210-02	31/01/2024

Room Temperature: 25°C±2

Room Humidity: 30-60%

(At the time of Calibration)

Test Results:

SL. No.	DUC Reading (µl)	Standard Reading (µl)		Correction (µl)
		Trial 1	Trial 2	
1	5	4.0	4.0	-1.0
2	10	12.0	12.0	+2.0
3	20	18.0	18.0	-2.0
4	30	28.0	28.0	-2.0
5	50	50.0	50.0	-0.0

Allowable Tolerance: ±1%

Note:

1. Calibration Points were selected as per customer request.
2. Each reading was taken by Repeatability Test (i.e.) each reading in a row is a mean of 10 readings.
3. Results Reported are valid at the time of and under the stated conditions of measurements.

Calibrated By:

(Calibration Engineer)



Approved by:

(Technical Manager)

Ace Medical Solutions (India) Pvt. Ltd.

An ISO 9001-2015 Certified Company

No. 770/1, Jothi Complex 2nd Floor, Alagar Kovil Main Road, Surveyor Colony,
Madurai - 625 007, Tamilnadu, India Mobile : +91 94434 74610



GSTIN. 33ADSPA9153Q1ZA • DL No. TN-12-20B -00398, TN-12-21B-00398

CALIBRATION CERTIFICATE

Customer Name & Address:	M/S. Hi-Tech Diagnostics Centre, Near Dr. Murali Hospital, Palayakottai Road, Kangayam-638701.	Certificate No:	AMS/HOSP/289/3166
		Issuing Date:	27/02/2023
		Page No:	1 of 1

Details of Device under Calibration (DUC):

DUC:	Micropipette	Id. No:	HTDC/LAB/VMP/002
Make:	Bio – Hit	Department:	Laboratory
Model:	---	Calibrated On:	25/02/2023
Sl. No:	9067377	Calibration Due Suggested:	24/02/2024
Type:	Variable	DUC Condition on Receipt:	OK
Range & Least Count:	20 – 200µl		

Traceability Details:

Sl.No.	Test Equipment	Make	Certificate Number	Valid Up to
1	Electronic Weighing Scale	EWC/SF400C	PC/01/23/ATL/0512-02	31/01/2024
2	Thermo Hygrometer	Beetech/088	PC/01/23/ATL/0210-02	31/01/2024

Room Temperature: 25°C±2 Room Humidity: 30-60% (At the time of Calibration)

Test Results Volume µl:

SL. No.	DUC Reading (µl)	Standard Reading (µl)		Correction (µl)
		Trial 1	Trial 2	
2	20.0	20.00	20.00	00.00
2	50.0	50.00	50.00	+00.00
3	100.0	105.00	105.00	+05.00
4	200.0	204.00	204.00	+04.00

Allowable Tolerance: User Defined

Note:

1. Calibration Points were selected as per customer request.
2. Each reading was taken by Repeatability Test (i.e.) each reading in a row is a mean of 10 readings.
3. Results Reported are valid at the time of and under the stated conditions of measurements.

Calibrated By:

(Calibration Engineer)



Approved by:

(Technical Manager)

Ace Medical Solutions (India) Pvt. Ltd.

An ISO 9001-2015 Certified Company

No. 770/1, Jothi Complex 2nd Floor, Alagar Kovil Main Road, Surveyor Colony,
Madurai - 625 007, Tamilnadu, India Mobile : +91 94434 74610



GSTIN. 33ADSPA9153Q1ZA • DL No. TN-12-20B -00398, TN-12-21B-00398

CALIBRATION CERTIFICATE

Customer Name & Address:	M/S. Hi-Tech Diagnostics Centre, Near Dr. Murali Hospital, Palayakottai Road, Kangayam-638701.	Certificate No:	AMS/HOSP/289/3167
		Issuing Date:	27/02/2023
		Page No:	1 of 1

Details of Device under Calibration (DUC):

DUC:	Micropipette	Id. No:	HTDC/LAB/VMP/003
Make:	Pathopette	Department:	Laboratory
Model:	---	Calibrated On:	25/02/2023
Sl. No:	---	Calibration Due Suggested:	24/02/2024
Type:	Variable	DUC Condition on Receipt:	OK
Range & Least Count:	100 – 1000µl		

Traceability Details:

Sl.No.	Test Equipment	Make	Certificate Number	Valid Up to
1	Electronic Weighing Scale	EWC/SF400C	PC/01/23/ATL/0512-02	31/01/2024
2	Thermo Hygrometer	Beetech/088	PC/01/23/ATL/0210-02	31/01/2024

Room Temperature: 25°C±2

Room Humidity: 30-60%

(At the time of Calibration)

Test Results Volume µl:

SL. No.	DUC Reading (µl)	Standard Reading (µl)		Correction (µl)
		Trial 1	Trial 2	
1	100.0	110.00	110.00	+10.00
2	200.0	210.00	210.00	+10.00
3	500.0	500.00	500.00	+00.00
4	800.0	800.00	800.00	+00.00
5	1000.0	990.00	990.00	-10.00

Allowable Tolerance: User Defined

Note:

1. Calibration Points were selected as per customer request.
2. Each reading was taken by Repeatability Test (i.e.) each reading in a row is a mean of 10 readings.
3. Results Reported are valid at the time of and under the stated conditions of measurements.

Calibrated By:

(Calibration Engineer)



Approved by:

(Technical Manager)



PSG COLLEGE OF TECHNOLOGY
PSG Centre for Industrial Research & Development
Calibration and Test Centre

A115, PSGCT Campus, Peelamedu, Coimbatore-641004
 Email: ask.ird@psgtech.ac.in Ph: 0422 4344762, 4344223



CERTIFICATE OF CALIBRATION

1. Customer Name:	M/S AMS HEALTH CARE		
Address:	MADURAI-625007		
2. Date of SRF:	01.02.2023	6. Certificate No.:	CC23021535
3. SRF no.:	AMS23-01	7. Date of Calibration	01.02.2023
4. Calibrated At:	MASTER EQUIP	8. Recommended Cal Due:	31.01.2024
5. Calibration SOP no.:	PSGCIRDSIMA	9. Condition of DUC on Receipt	GOOD

10. ENVIRONMENTAL CONDITION:

Temperature:	25 deg C	Humidity:	55 %
--------------	----------	-----------	------

DCU DETAILS:

Nomenclature:	SPO2 SIMULATOR	Serial No.:	18010200008
Make:	CONTEC	Model:	MS 100
Asset Details	18010200008	Range:	Manufacturer specification
Resolution:	±5%	Location:	MASTER EQUIP

12. STANDARD INSTRUMENT USED:

Nomenclature	Make	Model	Serial No.	Traceable To	Traceability Certificate no.
VITAL SIGN SIMULATOR	FLUKE	PROSIM 4	4117003	0	TSC/22-23/4228-3 Valid till 14-JUN-2023
PULSE OXIMETER ANALYZER	FLUKE	SPOTLIGHT	3597030	0	TEPL/22-23/035-01 Valid till 14-JUN-2023

All reference standards are traceable to National Standards

TEST RESULTS OF SPO2 SIMULATOR

SL NO	Applied/Reference/test value	status
1	RESULTS FROM VITAL SIGN SIMULATOR	PASS
2	RESULTS FROM PULSE OXIMETER ANALYZER	PASS

Note:

1. The calibration Certificate relates only to the above DUC.
2. Publication or reproduction of the certificate in any form other than by complete set of the whole certificate
3. Corrections/erasing invalidates calibration certificate
4. Any error in this certificate should be brought to our knowledge within 45 days from the date of certificate.
5. Results reported are valid at the time of and under the stated conditions of the measurements

I. Athi
 Tested By
 Calibration Engineer

[Signature]
 Prepared by
 Technical Manager



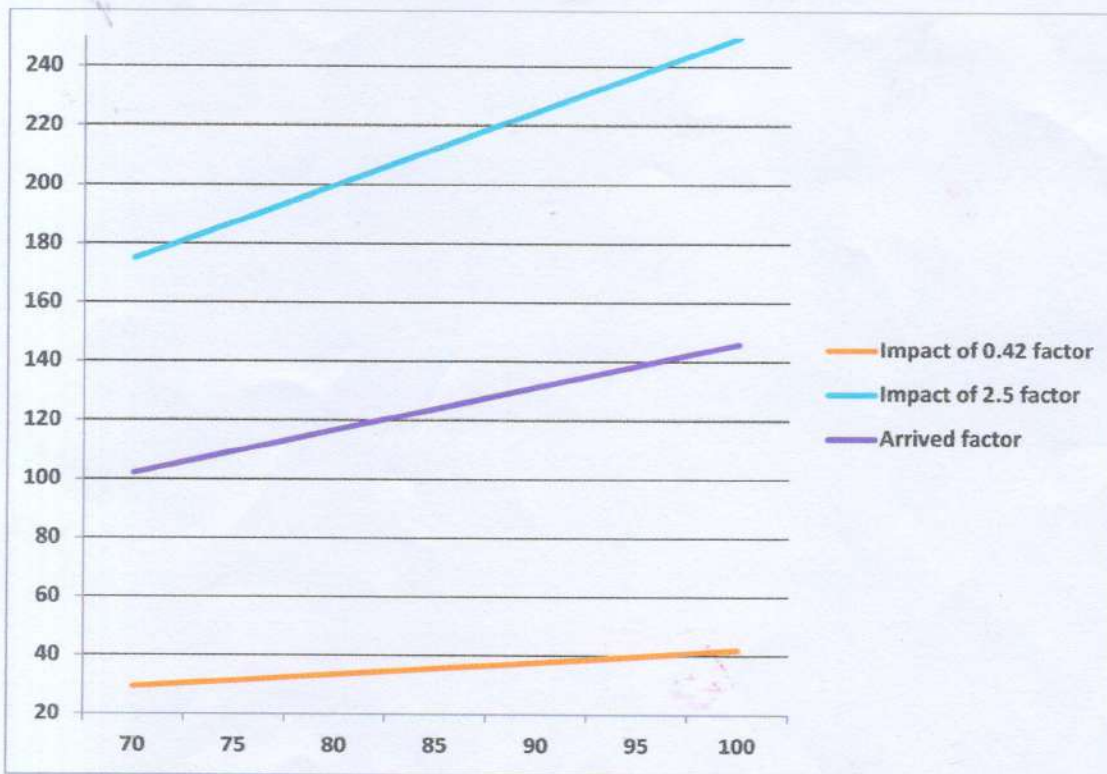
[Signature]
 Approved by
 Authorised Signatory
A. SAMPATH KUMAR, M.E, PGDEME, DIS,
 Energy Auditor & Consultant IR&D,
 PSG College of Technology
 Coimbatore - 641 004.



TEST RESULTS

CLIENT NAME	AMS HEALTH CARE
EQUIPMENT NAME	SPO₂ SIMULATOR
MODEL	MS100
SERIAL NO	18010200008
ANNEXURE to CERTIFICATE NO	CC23021535

Factor measurement



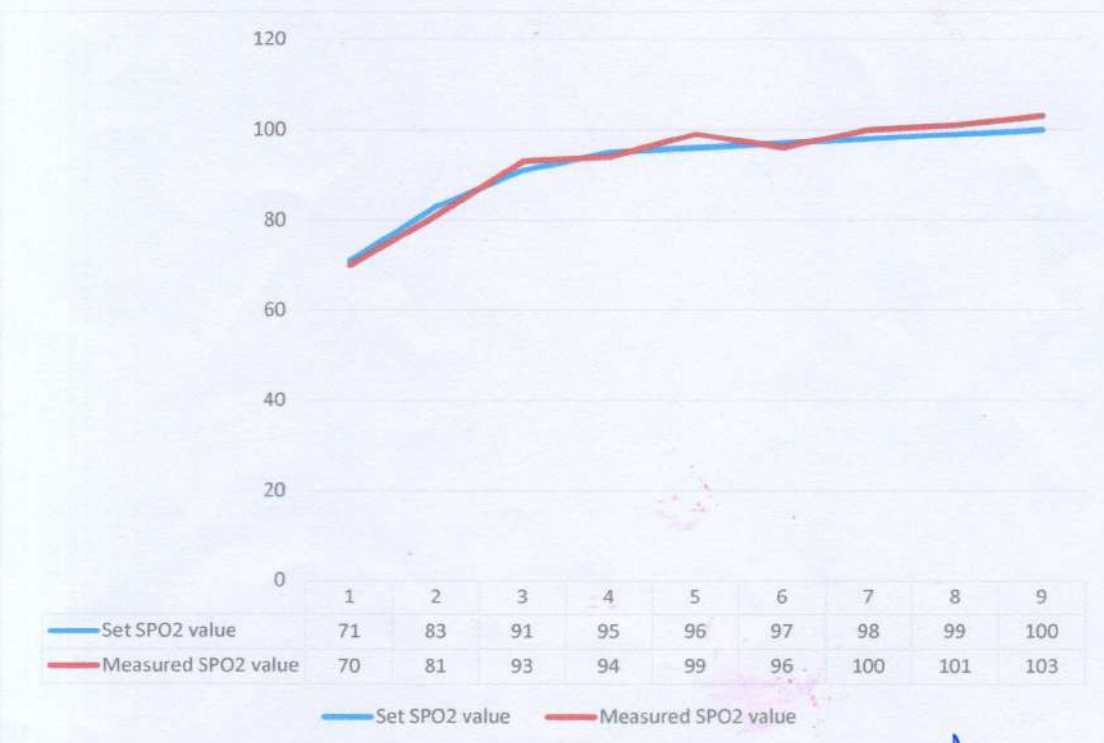
[Signature]
A.S. RAJAN KUMAR, M.E, PGDMEA, DIS,
Energy Auditor & Consultant IR&D,
PSG College of Technology
Coimbatore - 641.004.



HEART RATE MEASUREMENT



SPO₂ MEASUREMENT



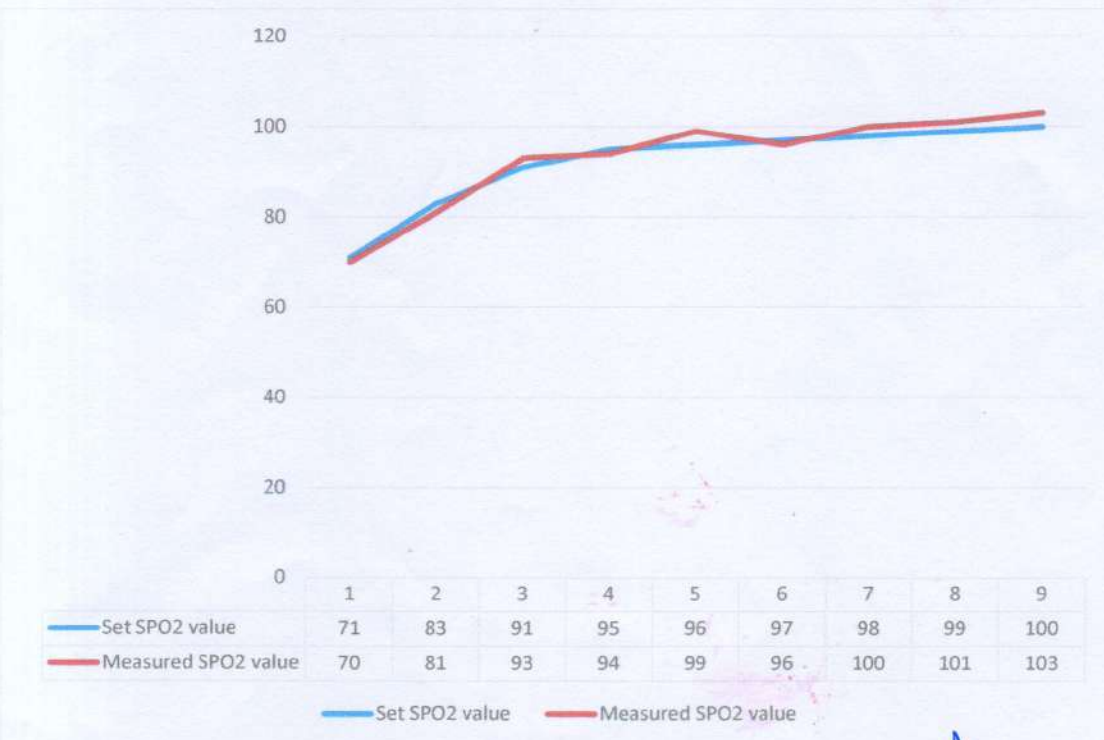
A. SAMANTH KUMAR
A. SAMANTH KUMAR, M.E, PGDEMEA, DIS,
Energy Auditor & Consultant IR&D,
PSG College of Technology
Coimbatore - 641 004.



HEART RATE MEASUREMENT



SPO₂ MEASUREMENT



A. SAMANTH KUMAR
A. SAMANTH KUMAR, M.E, PGDEMEA, DIS,
Energy Auditor & Consultant IR&D,
PSG College of Technology
Coimbatore - 641 004.



Set Value in % Blood O ₂ Level	Angle shift in stepper motor (in °)	Physical Measurement at standard Monitor
71	+5.5	71
72	+5.5	72
73	+5.5	73
74	+5.5	74
75	+5.51	76
76	+5.5	76
78	+5.5	78
79	+5.5	79
80	+5.5	80
81	+5.5	81
82	+5.49	81
83	+5.5	83
84	+5.5	84
85	+5.5	85
86	+5.5	86
87	+5.51	88
88	+5.5	88
89	+5.5	89
90	+5.5	90
91	+5.5	91
92	+5.5	92
93	+5.49	92
94	+5.5	94
95	+5.5	95
96	+5.5	96
97	+5.5	97
98	+5.5	98
99	+5.5	99
100	+5.5	100




A. SAMPATH KUMAR, M.E, PGDEMEA, DIS,
Energy Auditor & Consultant IR&D,
PSG College of Technology
Coimbatore - 641 004.



PSG COLLEGE OF TECHNOLOGY

PSG Centre For Industrial Research & Development
Calibration And Test Centre

New Admin Block, PSGCT Campus, Peelamedu, Coimbatore-641004

Email:ask.ird@psgtech.ac.in Ph: 0422 4344762,4344223



Set SPO2 value	Measured SPO2 value
71	70
83	81
91	93
95	94
96	99
97	96
98	100
99	101
100	103

Set Heart Rate	Measured Heart Rate
30	30
40	40
50	50
60	60
70	70
80	80
90	90
100	100
110	110
120	120
130	130
140	140
150	150
160	160
180	180
200	200




A. SAMANTH KUMAR, M.E, PGDEMEA, DIS,
Energy Auditor & Consultant IR&D,
PSG College of Technology
Coimbatore - 641 004.



PSG COLLEGE OF TECHNOLOGY
PSG Centre for Industrial Research & Development
Calibration and Test Centre

A115, PSGCT Campus, Peelamedu, Coimbatore-641004
 Email: ask.ird@psgtech.ac.in Ph: 0422 4344762, 4344223



CERTIFICATE OF CALIBRATION

1. Customer Name:	M/S AMS HEALTH CARE		
Address:	MADURAI-625008		
2. Date of SRF:	01.02.2023	6. Certificate No.:	CC23021536
3. SRF no.:	AMS23-02	7. Date of Calibration	01.02.2023
4. Calibrated At:	MASTER EQUIP	8. Recommended Cal Due:	31.01.2024
5. Calibration SOP no.:	PSGCIRDDOPC	9. Condition of DUC on Receipt	GOOD

10. ENVIRONMENTAL CONDITION:

Temperature:	25 deg C	Humidity:	55 %
--------------	----------	-----------	------

DCU DETAILS:

Nomenclature:	ELECTRICAL SAFETY ANALYSER	Serial No.:	41 H 0958
Make:	RIGEL	Model:	SAFE TEST 60
Asset Details	41 H 0958	Range:	Manufacturer specification
Resolution:	±5%	Location:	MASTER EQUIP

12. STANDARD INSTRUMENT USED:

Nomenclature	Make	Model	Serial No.	Traceable To	Traceability Certificate no.
DOCUMENTING PROCESS CALIBRATOR	FLUKE	754	3989014	0	MSIR/410622/139-001 Valid till 24-JUN-2023
ELECTRICAL SAFETY ANALYSER	FLUKE	ESA615	3982555	0	CC2201148/1 Valid till 10-JUN-2023

All reference standards are traceable to National Standards

TEST RESULTS OF ELECTRICAL SAFETY ANALYSER

SL NO	Applied/Reference/test value	status
1	RESULTS FROM DOCUMENTING PROCESS CALIBRATOR	PASS
2	RESULTS FROM ELECTRICAL SAFETY ANALYSER	PASS

Note:

1. The calibration Certificate relates only to the above DUC.
2. Publication or reproduction of the certificate in any form other than by complete set of the whole certificate
3. Corrections/erasing invalidates calibration certificate
4. Any error in this certificate should be brought to our knowledge within 45 days from the date of certificate.
5. Results reported are valid at the time of and under the stated conditions of the measurements

I. Ahn
 Tested By
 Calibration Engineer

[Signature]
 Prepared by
 Technical Manager



Approved by
 Authorised Signatory
[Signature]
A. SAMPATH KUMAR, M.E, PGDEMEA, DIS,
 Energy Auditor & Consultant IR&D,
 PSG College of Technology
 Coimbatore - 641 004.

TEST RESULTS

CLIENT NAME M/S AMS HEALTHCARE
EQUIPMENT NAME ELECTRICAL SAFETY ANALYZER
MODEL SAFETEST 60
SERIAL NUMBER 41 H 0958
CERTIFICATE NO PSG/CIRD/CC23021536/2023

LAB TEST RESULTS 01-02-2023 11:15 HRS

STD READING-UUC READING-ERROR OBSERVED-STATUS

AC VOLTAGE / 0-300 V at 50 Hz

A	30.000	28.7	-1.3	PASS
B	150.000	149.6	-0.4	PASS
C	270.000	267.8	-2.2	PASS

RESISTANCE/0 to 2 ohms

D	0.2000	0.200	0.000	PASS
E	1.0000	1.001	0.001	PASS
F	1.8000	1.802	0.002	PASS

AC CURRENT/ 200 to 1999 microA at 50Hz

G	500	500	0	PASS
H	1000	1003	3	PASS
I	1800	1811	11	PASS

0at 50Hz

J	2.0000	1.99	0.01	PASS
K	5.0000	5.01	0.01	PASS
L	7.0000	7.02	0.02	PASS

DC CURRENT/ 200 to 1999 microA

M	500.00	503	3	PASS
---	--------	-----	---	------




A. SAMPATH KUMAR, M.E, PGDEMEA, DIS,

Energy Auditor & Consultant IR&D,
PSG College of Technology
Coimbatore - 641 004.

N	1000.0	999	-1	PASS
O	1800.0	1798	-2	PASS

11

DC CURRENT/ 2 to 10 mA

P	2.0000	2.01	0.01	PASS
Q	5.0000	5.02	0.02	PASS
R	7.0000	7.01	0.01	PASS

EQUIPMENT CURRENT AC CURRENT/ A at 50Hz

S	1.9978	1.9	-0.1	PASS
T	2.9965	2.8	-0.2	PASS
U	3.9925	3.8	-0.2	PASS


A. SAMPATH KUMAR, M.E, PGDEME, DIS,
Energy Auditor & Consultant IR&D,
PSG College of Technology
Coimbatore - 641 004.





Perfect Calibration Centre Pvt. Ltd.

No. 417-B, 1st Floor, 6th Street Extension, 100 Feet Road, Gandhipuram, Coimbatore - 641 012. Ph: 0422-2522440 / 4216440
E-mail : infokovai@perfectcallab.in / perfectkovai@gmail.com
Web : www.perfectcallab.in



NABL LAB FOR : MECHANICAL • THERMAL • ET • AIR / FLUID FLOW • FORCE • MASS • OPTICAL

CERTIFICATE OF CALIBRATION

ULR - CC244723000001280F

ISSUE DATE : 04/02/2023

Customer Name : M/s. AMS HEALTH CARE ;
NO:770/1, JOTHI COMPLEX SECOND FLOOR,
ALAGAR KOVIL MAIN ROAD,
SURVEYOR COLONY, MADURAI - 625 007.

Certificate No. : PC-01-23/ATL/0210-01

Date of Calibration : 01/02/2023

Nextdue date : 31/01/2024

Page No : 1 of 1

Customer Reference : LETTER DATED : 31/01/2023

Calibrated At : Permanet Facility

Device Under Calibration of Item (DUC) : Digital Thermometer With Sensor

Date of Receipt : 01/02/2023

Condition of Receipt : Good Condition

Environmental Condition

Temperature : 20.1°C

Humidity : 45 % RH

Description of Item :

Make : CENTRE
Model : 375
Sl.No : 140811115
Identification No : -
Range : -100°C to 400°C
Cal.Range : 0 to 250°C
Least count in °C : 0.01

Details of Traceability - Master Equipments /Standard Used for Calibration :

Description	Sl.No	Id.No	Certificate No.	Validity
R Type Thermocouple with Indicator	000422 & 23376	PCCPL/TH/TC-01 & PCCPL/TH/MF/05	PC-01-23-ATL-0004-02	04/01/2024
RTD with Indicator	23376 & 000142	PCCPL/TH/MF-05. & PCCPL/TH/RTD-02	PC-01-23-ATL-0004-01	02/01/2024

All Master Equipments are Traceable to National / International standards

Method Used for Calibration : Comparison Method as per WI-TH-TM-01 . Reference Standard -DKD-R5-1,Euramet cg-8 & ITS - 90 .

Discipline : Thermal

Calibration Results :

All value are in °C

Nominal Set Temperature in °C	DUC reading	Standard Sensor reading	Observed deviation	Uncertainty (±)
0.0	0.01	0.02	-0.01	0.11
50.0	50.18	50.02	0.16	0.11
100.0	100.36	100.01	0.35	0.11
150.0	150.4	150.02	0.38	0.25
200.0	200.44	200.00	0.44	0.25
250.0	250.52	250.01	0.51	0.25

Remarks/conclusion :

1. "The reported expanded uncertainty of measurement is stated as the standard uncertainty of measurement multiplied by the coverage factor k such that the coverage probability corresponds to approximately 95 %."

V. Ashokkumar
Calibration Engineer & Prepared by



*** End Of Certificate ***



D. Aravinthan
Technical manager

Authorised Signatory



Calibrated / Checked by

Prepared by

THIS REPORT RELATES ONLY TO THE ITEM(S) SUBMITTED. THIS REPORT SHALL NOT BE REPRODUCED EXCEPT IN FULL WITHOUT THE WRITTEN APPROVAL OF M/s. PERFECT CALIBRATION CENTRE PVT. LTD. ALL REFERENCE STANDARDS USED ARE TRACEABLE TO NATIONAL / INTERNATIONAL STANDARDS AS PER ISO / IEC 17025 - 2017 . THE RESULTS REPORTED ARE VALID AT THE TIME AND UNDER STATED CONDITIONS OF MEASUREMENTS. THE CALIBRATION INTERVAL IS TO BE DECIDED BY THE "USER" QF/7.8/01

SBI 0496



Perfect Calibration Centre Pvt. Ltd.

No. 117, 5th Street, Casa Grande Futura, Sriperumbudur,
Kancheepuram District - 602 105. Ph : (044) 6712 3632
E-mail : infosri@perfectcallab.in Web : www.perfectcallab.in



CC - 2414

NABL LAB FOR : MECHANICAL • THERMAL • ET • AIR / FLUID FLOW • FORCE • MASS • OPTICAL

CERTIFICATE OF CALIBRATION

ULR - CC241423000001048F

ISSUE DATE : 06/02/2023

Customer Name & Address : M/s. AMS HEALTH CARE ;
NO:770/1, JOTHI COMPLEX SECOND FLOOR,
ALAGAR KOVIL MAIN ROAD, SURVEYOR COLONY, MADURAI - 625 007.

CUSTOMER REF. : LETTER DATED : 31/01/2023

SRF NO / DATE : 0202, DATED : 01/02/2023

CERT. NO. : PC-01-23/ATL/0202-01

CAL AT : AT LAB

Details of device under calibration (DUC):

Nomenclature : DIGITAL STOP WATCH	Cal Procedure No: PCCPL/CAL/ET/029
Make : NIVIA	No.of Pages: 1 OF 2
Model : JS307	Cal Date : 01/02/2023
ID.NO : TMR-01	Due Date : 31/01/2024
Range : 0 to 24 hrs / Cal.Range : 1 sec to 1 hrs	Condition On Receipt : SATISFACTORY
L.C : 1/100 sec, 1 sec	LOCATION :
Environmental Conditions:- Temperature : 20.4° C Humidity : 48 % RH	

Standards used for calibration

Sl. No	NOMENCLATURE	MAKE / MODEL	SL. NO.	CERT. NO.	TRACEABILITY	VALIDITY
1	TIME TOTALIZER	BELTRONICS/503	296	21/138-01	WAVECAL TECHNOLOGIES	07/11/2023

JAGAN.H

Calibration Engineer & Prepared by

Calibrated / Checked by



Prepared by



V. Kulasekar
V.KULASEKAR

TECHNICAL MANAGER

Authorised Signatory



THIS REPORT RELATES ONLY TO THE ITEM(S) SUBMITTED. THIS REPORT SHALL NOT BE REPRODUCED EXCEPT IN FULL WITHOUT THE WRITTEN APPROVAL OF M/s. PERFECT CALIBRATION CENTRE PVT. LTD. ALL REFERENCE STANDARDS USED ARE TRACEABLE TO NATIONAL / INTERNATIONAL STANDARDS AS PER ISO / IEC 17025 - 2017 . THE RESULTS REPORTED ARE VALID AT THE TIME AND UNDER STATED CONDITIONS OF MEASUREMENTS. THE CALIBRATION INTERVAL IS TO BE DECIDED BY THE "USER" QF/7.8/01

SPB 0162



ULR - CC241423000001048F

CERT. NO.

PC-01-23/ATL/0202-01

Page No: 2 of 2

Calibration result

Sl No	Standard Instrument Reading				Device Under Calibration				Observed Deviation		Measurement Uncertainty (±)
	hr	min	sec	1/1000 sec	hr	min	sec	1/100 sec	sec	1/1000 sec	%
1	00	00	01	047	-	-	01	02	-00	-27	0.22
2	00	00	05	074	-	-	05	04	-00	-34	0.10
3	00	00	10	089	-	-	10	03	-00	-59	0.10
4	00	00	30	125	-	-	30	05	-00	-75	0.10
5	00	01	00	170	-	01	00	07	-00	-100	0.10
6	00	05	00	212	-	05	00	06	-00	-152	0.10
7	00	10	00	296	-	10	00	10	-00	-196	0.10
8	00	15	00	304	-	15	00	11	-00	-194	0.10
9	00	30	00	375	00	30	00	-	-00	375	0.10
10	00	45	00	424	00	45	00	-	-00	424	0.10
11	01	00	00	454	01	00	00	-	-00	454	0.10

Conclusion Remarks :

1 Measurement Uncertainty reported is at 95% confidence level with $k = 2$

Handwritten signature



Perfect Calibration Centre Pvt. Ltd.

No. 84, "Times Corner", Gengu Reddy Road, Egmore, Chennai - 600 008.
 Ph : (044) 28192530, 28192930, 28193130 www.perfectcallab.in
 Email : perfectcallab.info@gmail.com / info@perfectcallab.in



NABL LAB FOR : MECHANICAL • THERMAL • ET • AIR / FLUID FLOW • FORCE • MASS • OPTICAL

CERTIFICATE OF CALIBRATION

ULR -CC220723000003542F

CERTIFICATE NO. : PC - 01 - 23 / ATL / 0512 - 01

ISSUE DATE : 06/02/2023

CAL DATE : 01/02/2023

CUSTOMER : M/s. AMS HEALTH CARE ;

DUE DATE : 31/01/2024

ADDRESS : NO:770/1, JOTHI COMPLEX SECOND FLOOR,
 ALAGAR KOVIL MAIN ROAD,
 SURVEYOR COLONY, MADURAI - 625 007.

PAGE NO. : 1/1

DISCIPLINE:MECHANICAL

CUST REF : LETTER DATED : 31/01/2023

DEPT : MECHANICAL LAB

TACHOMETER (NON CONTACT TYPE)

DATE OF RECEIPT : 01/02/2023

TEMPERATURE : 20.6°C

PHYSICAL CONDITION : SATISFACTORY

HUMIDITY : 56% RH

INSTRUMENT DETAILS

MAKE : MEXTECH

MODEL : DT-2234C

RANGE : 5 to 99999 rpm

SL.NO : L161377

CAL.RANGE : 0 to 20000 rpm

ID.NO : -

L.C. : 0.1 rpm ,1 rpm

TYPE : DIGITAL

STANDARD USED	ID.NO	CERT. NO.	VALIDITY
TACHOMETER CALIBRATOR	PCCPL/TMC-01	PC-03-22-ATL-0685-01	06/03/2023

CALIBRATION PROCEDURE : WI - M - 39

CALIBRATION RESULTS : (ALL VALUES IN rpm)

SL.NO	ACTUAL VALUE	MEASURED VALUE	OBSERVED ERROR	UNCERTAINTY in (±) rpm
1	100.1	99.9	-0.2	0.8
2	500.0	499.5	-0.5	5.7
3	1000.1	999	-1.0	5.7
4	3000.2	2997	-3.2	5.7
5	5000.1	4996	-4.1	5.7
6	8000.4	7992	-8.4	5.7
7	12000.3	11990	-10.3	5.7
8	16000.4	15990	-10.4	5.7
9	20000.3	19988	-12.3	5.7

THE EXPANDED UNCERTAINTY AT A COVERAGE FACTOR $k = 2$, WHICH CORRESPONDS TO A CONFIDENCE LEVEL AT
 *** End Of Certificate ***

V.Srmivasan

Calibration Engineer & Prepared by



Prepared by



V.NAGARAJAN
 DEPUTY TECHNICAL MANAGER

Authorised Signatory



Calibrated / Checked by

THIS REPORT RELATES ONLY TO THE ITEM(S) SUBMITTED. THIS REPORT SHALL NOT BE REPRODUCED EXCEPT IN FULL WITHOUT THE WRITTEN APPROVAL OF M/s. PERFECT CALIBRATION CENTRE PVT. LTD. ALL REFERENCE STANDARDS USED ARE TRACEABLE TO NATIONAL / INTERNATIONAL STANDARDS AS PER ISO / IEC 17025 - 2017 . THE RESULTS REPORTED ARE VALID AT THE TIME AND UNDER STATED CONDITIONS OF MEASUREMENTS. THE CALIBRATION INTERVAL IS TO BE DECIDED BY THE "USER" QF/7.8/01

CHE 5383



Perfect Calibration Centre Pvt. Ltd.

No. 84, "Times Corner", Gengu Reddy Road, Egmore, Chennai - 600 008.
 Ph : (044) 28192530, 28192930, 28193130 www.perfectcallab.in
 Email : perfectcallab.info@gmail.com / info@perfectcallab.in



NABL LAB FOR : MECHANICAL • THERMAL • ET • AIR / FLUID FLOW • FORCE • MASS • OPTICAL

CERTIFICATE OF CALIBRATION

ULR -CC220723000003543F

CERTIFICATE NO. : PC-01-23/ATL/0512-02

ISSUE DATE : 06/02/2023

CUSTOMER : M/s. AMS HEALTH CARE ;

CAL DATE : 01/02/2023

NO:770/1, JOTHI COMPLEX SECOND FLOOR,

DUE DATE : 31/01/2024

ALAGAR KOVIL MAIN ROAD, SURVEYOR COLONY, MADURAI - 625 007. PAGE NO. : 1/3

CUST REF : LETTER DATED : 31/01/2023

CALIBRATION : AT LAB

ANALYTICAL BALANCE

DETAILS

MAKE : ELECTRONIC COMPACT SCALE

ENVIRONMENTAL CONDITION

MODEL : SF 400C

Temperature : 20.5°C

ID.NO : ACE/WB-01

Humidity : 52%RH

RANGE : 0 to 600 g (100 mg to 600 g)

Condition during calibration : Satisfactory

L.C. : 0.01 g

STANDARD USED	ID.NO	CERT. NO.	VALIDITY
MASTER WEIGHTS	WI/02/19/006-E1 / PCCPL/WB-E1-02	WI/Feb/22/001	02/02/2025
MASTER WEIGHTS	PCCPL/SW/008 to 012	TSC/21-22/12789-1&2	13/12/2023

REFERENCE STANDARD : O.I.M.L. RECOMMENDATION

CALIBRATION PROCEDURE : WI - M - 23

CALIBRATION RESULTS

MECHANICAL CALIBRATION

SL. NO.	ACTUAL VALUE	STANDARD WEIGHT READING in g	TEST BALANCE READING in g	OBSERVED DEVIATION in g	UNCERTAINTY (±) g
1	100 mg	0.0999991	0.10	0.00	0.006
2	200	0.2000027	0.20	0.00	0.006
3	500	0.5000049	0.50	0.00	0.006
4	1 g	1.0000054	1.00	0.00	0.006
5	2	2.0000054	2.00	0.00	0.006
6	5	5.000005	4.98	-0.02	0.006
7	10	10.0000078	9.98	-0.02	0.006
8	20	20.0000054	19.97	-0.03	0.006
9	50	50.0000122	49.95	-0.05	0.006
10	100	100.0000175	99.90	-0.10	0.006
11	200	200.0000027	199.84	-0.16	0.006
12	500	500.0000600	499.76	-0.24	0.006
13	600	600.0000775	599.60	-0.40	0.006

V. Srinivasan

Calibration Engineer & Prepared by



V. Nagarajan

DEPUTY TECHNICAL MANAGER



Calibrated / Checked by

Prepared by

Authorised Signatory

THIS REPORT RELATES ONLY TO THE ITEM(S) SUBMITTED. THIS REPORT SHALL NOT BE REPRODUCED EXCEPT IN FULL WITHOUT THE WRITTEN APPROVAL OF M/s. PERFECT CALIBRATION CENTRE PVT. LTD. ALL REFERENCE STANDARDS USED ARE TRACEABLE TO NATIONAL / INTERNATIONAL STANDARDS AS PER ISO / IEC 17025 - 2017. THE RESULTS REPORTED ARE VALID AT THE TIME AND UNDER STATED CONDITIONS OF MEASUREMENTS. THE CALIBRATION INTERVAL IS TO BE DECIDED BY THE "USER" QF/7.8/01

CHE 5452



Perfect Calibration Centre Pvt. Ltd.

No. 84, "Times Corner", Gengu Reddy Road, Egmore, Chennai - 600 008.
 Ph : (044) 28192530, 28192930, 28193130 www.perfectcallab.in
 Email : perfectcallab.info@gmail.com / info@perfectcallab.in



NABL LAB FOR : MECHANICAL • THERMAL • ET • AIR / FLUID FLOW • FORCE • MASS • OPTICAL

CERTIFICATE OF CALIBRATION

ULR -CC220723000003543F

CUSTOMER : M/s. AMS HEALTH CARE ;

CAL DATE : 01/02/2023

NO:770/1, JOTHI COMPLEX SECOND FLOOR,

DUE DATE : 31/01/2024

ALAGAR KOVIL MAIN ROAD, SURVEYOR COLONY, MADURAI - 625 007. PAGE NO. : 2/3

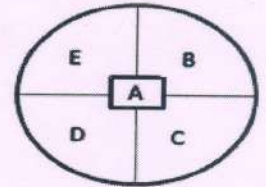
CUST REF : LETTER DATED : 31/01/2023

CALIBRATION: AT LAB

ANALYTICAL BALANCE

ECCENTRICITY TEST : CLOCK WISE DIRECTION

POSITION	APPLIED LOAD in g	STD. WEIGHT READING in g	TEST METER READING in g	CENTER TO CORNER DEVIATION in g
A	200	200.000027	199.84	0.00
B	200	200.000027	199.82	0.02
C	200	200.000027	199.83	0.01
D	200	200.000027	199.84	0.00
E	200	200.000027	199.83	0.01
A	200	200.000027	199.84	0.00



ECCENTRICITY TEST : ANTI CLOCK WISE DIRECTION

POSITION	APPLIED LOAD in g	STD. WEIGHT READING in g	TEST METER READING in g	CENTER TO CORNER DEVIATION in g
A	200	200.000027	199.84	0.00
B	200	200.000027	199.83	0.01
C	200	200.000027	199.84	0.00
D	200	200.000027	199.83	0.01
E	200	200.000027	199.82	0.02
A	200	200.000027	199.84	0.00

MAXIMUM ERROR BETWEEN CENTRE (A) AND OTHER POINT 0.02 g

REPEATABILITY TEST : HALF LOAD (50 %)

SL.NO.	APPLIED LOAD in g	STD. WEIGHT READING in g	TEST METER READING in g	DEVIATION in g
1	300	300.0000202	299.79	-0.21
2	300	300.0000202	299.79	-0.21
3	300	300.0000202	299.79	-0.21
4	300	300.0000202	299.79	-0.21
5	300	300.0000202	299.79	-0.21
6	300	300.0000202	299.79	-0.21
7	300	300.0000202	299.79	-0.21
8	300	300.0000202	299.79	-0.21
9	300	300.0000202	299.79	-0.21
10	300	300.0000202	299.79	-0.21

V.Srinivasan

Calibration Engineer & Prepared by

V.NAGARAJAN

DEPUTY TECHNICAL MANAGER

Calibrated / Checked by

Prepared by

Authorised Signatory



THIS REPORT RELATES ONLY TO THE ITEM(S) SUBMITTED. THIS REPORT SHALL NOT BE REPRODUCED EXCEPT IN FULL WITHOUT THE WRITTEN APPROVAL OF M/s. PERFECT CALIBRATION CENTRE PVT. LTD. ALL REFERENCE STANDARDS USED ARE TRACEABLE TO NATIONAL / INTERNATIONAL STANDARDS AS PER ISO / IEC 17025 - 2017 . THE RESULTS REPORTED ARE VALID AT THE TIME AND UNDER STATED CONDITIONS OF MEASUREMENTS. THE CALIBRATION INTERVAL IS TO BE DECIDED BY THE "USER" QF/7.8/01

CHE 5453



Perfect Calibration Centre Pvt. Ltd.

No. 84, "Times Corner", Gengu Reddy Road, Egmore, Chennai - 600 008.
Ph : (044) 28192530, 28192930, 28193130 www.perfectcallab.in
Email : perfectcallab.info@gmail.com / info@perfectcallab.in



CC - 2207

NABL LAB FOR : MECHANICAL • THERMAL • ET • AIR / FLUID FLOW • FORCE • MASS • OPTICAL

CERTIFICATE OF CALIBRATION

ULR -CC220723000003543F

CUSTOMER : M/s. AMS HEALTH CARE ;

NO:770/1, JOTHI COMPLEX SECOND FLOOR,

ALAGAR KOVIL MAIN ROAD, SURVEYOR COLONY, MADURAI - 625 007. PAGE NO . : 3/3

CAL DATE : 01/02/2023

DUE DATE : 31/01/2024

CUST REF : LETTER DATED : 31/01/2023

CALIBRATION: AT LAB

ANALYTICAL BALANCE

REPEATABILITY TEST : FULL LOAD (100 %)

SL.NO.	APPLIED LOAD in g	STD. WEIGHT READING in g	TEST METER READING in g	DEVIATION in g
1	600	600.0000775	599.60	-0.40
2	600	600.0000775	599.60	-0.40
3	600	600.0000775	599.60	-0.40
4	600	600.0000775	599.60	-0.40
5	600	600.0000775	599.60	-0.40
6	600	600.0000775	599.60	-0.40
7	600	600.0000775	599.60	-0.40
8	600	600.0000775	599.60	-0.40
9	600	600.0000775	599.60	-0.40
10	600	600.0000775	599.60	-0.40

CONCLUSION/ REMARKS :

THE REPORTED UNCERTAINTY AT COVERAGE FACTOR $k = 2$, WHICH CORRESPONDS TO A CONFIDENCE LEVEL AT 95%.

NOTE : THIS CALIBRATION CERTIFICATE IS VALID FOR SCIENTIFIC & INDUSTRIAL PURPOSE ONLY. HOWEVER, IF USED FOR COMMERCIAL TRADING, ADDITIONAL RECOGNITION / APPROVAL SHALL BE COMPLIED AS REQUIRED BY DEPT. OF LEGAL METROLOGY, REGULATORY BODIES, ETC.

End Of Certificate

V.Srinivasan

Calibration Engineer & Prepared by

V.Nagarajan

V.NAGARAJAN
DEPUTY TECHNICAL MANAGER

Calibrated / Checked by

Prepared by

Authorised Signatory



THIS REPORT RELATES ONLY TO THE ITEM(S) SUBMITTED. THIS REPORT SHALL NOT BE REPRODUCED EXCEPT IN FULL WITHOUT THE WRITTEN APPROVAL OF M/s. PERFECT CALIBRATION CENTRE PVT. LTD. ALL REFERENCE STANDARDS USED ARE TRACEABLE TO NATIONAL / INTERNATIONAL STANDARDS AS PER ISO / IEC 17025 - 2017. THE RESULTS REPORTED ARE VALID AT THE TIME AND UNDER STATED CONDITIONS OF MEASUREMENTS. THE CALIBRATION INTERVAL IS TO BE DECIDED BY THE "USER" QF/7.8/01

CHE 5454



Perfect Calibration Centre Pvt. Ltd.

No. 84, "Times Corner", Gengu Reddy Road, Egmore, Chennai - 600 008.
Ph : (044) 28192530, 28192930, 28193130 www.perfectcallab.in
Email : perfectcallab.info@gmail.com / info@perfectcallab.in



CC - 2207

NABL LAB FOR : MECHANICAL • THERMAL • ET • AIR / FLUID FLOW • FORCE • MASS • OPTICAL

CERTIFICATE OF CALIBRATION

ULR -CC220723000003544F

ISSUE DATE : 06/02/2023

CUSTOMER : M/s. AMS HEALTH CARE ;

ADDRESS : NO:770/1, JOTHI COMPLEX SECOND FLOOR,
ALAGAR KOVIL MAIN ROAD,
SURVEYOR COLONY, MADURAI - 625 007.

CUST REF : LETTER DATED : 31/01/2023

DEPT. : MECHANICAL LAB

CERTIFICATE NO : PC-01-23/ATL/0512-03

CAL DATE : 01/02/2023

DUE DATE : 31/01/2024

PAGE NO : 1/1

WEIGHT BOX :

DATE OF RECEIPT : 31/01/2022

PHYSICAL CONDITION : SATISFACTORY

TEMPERATURE : 20.6°C

HUMIDITY : 45%RH

WEIGHTS DETAIL :

MAKE : -

SL.NO : -

ID. NO. : -

ACC.CLASS : -

RANGE : AS MENTIONED BELOW

MATERIAL : BRASS

STANDARD USED	SL.NO/ID.NO	CERT. NO.	VALIDITY
MASTER WEIGHTS	WI/02/19/006-E1/PCPL/WB-E1-02	WI/Feb/22/001	02/02/2025

REFERENCE STANDARD : OIML-R111-1

CALIBRATION PROCEDURE : WI-M-SW-41(L)

METHOD OF CALIBRATION ABBA METHOD

CALIBRATION RESULTS :

SL. NO.	DENOMINATION	MEASURED VALUE	OBSERVED DEVIATION	UNCERTAINTY ±mg
1	1 g	1.00130 g	0.00130 g	0.01
2	2 g	2.00209 g	0.00209 g	0.01
3	5 g	5.00414 g	0.00414 g	0.01
4	10 g	10.00165 g	0.00165 g	0.02
5	20 g	20.00169 g	0.00169 g	0.02
6	50 g	50.0051 g	0.0051 g	0.02
7	100 g	99.9870 g	-0.0130 g	0.02
8	200 g	200.0001 g	0.0001 g	0.09

THE EXPANDED UNCERTAINTY AT A COVERAGE FACTOR $k = 2$, WHICH CORRESPONDS TO A CONFIDENCE LEVEL AT 95%
NOTE:

- 1 THE MEASURED MASS IS THE CONVENTIONAL MASS AND RELATED TO THE TRUE MASS BY
 $M_c = M_t(1 - 1.2(1/d - 1/8000))$, M_c = CONVENTIONAL MASS, M_t = TRUE MASS
 d = DENSITY OF THE TEST MASS MATERIAL IN kg/m³
- 2 THIS CALIBRATION CERTIFICATE IS VALID FOR SCIENTIFIC & INDUSTRIAL PURPOSE ONLY
AND NOT APPLICABLE FOR COMMERCIAL PURPOSE.

*** END OF CERTIFICATE ***

V. Srinivasan
Calibration Engineer & Prepared by



V. NAGARAJAN
DEPUTY TECHNICAL MANAGER

Calibrated / Checked by

Prepared by

Authorised Signatory



THIS REPORT RELATES ONLY TO THE ITEM(S) SUBMITTED. THIS REPORT SHALL NOT BE REPRODUCED EXCEPT IN FULL WITHOUT THE WRITTEN APPROVAL OF M/s. PERFECT CALIBRATION CENTRE PVT. LTD. ALL REFERENCE STANDARDS USED ARE TRACEABLE TO NATIONAL / INTERNATIONAL STANDARDS AS PER ISO / IEC 17025 - 2017 . THE RESULTS REPORTED ARE VALID AT THE TIME AND UNDER STATED CONDITIONS OF MEASUREMENTS. THE CALIBRATION INTERVAL IS TO BE DECIDED BY THE "USER" QF/7.8/01

CHE 5560



Perfect Calibration Centre Pvt. Ltd.

No. 84, "Times Corner", Gengu, Reddy Road, Egmore, Chennai - 600 008.
 Ph : (044) 28192530, 28192930, 28193130 www.perfectcallab.in
 Email : perfectcallab.info@gmail.com / info@perfectcallab.in



CC - 2207

NABL LAB FOR : MECHANICAL • THERMAL • ET • AIR / FLUID FLOW • FORCE • MASS • OPTICAL

CERTIFICATE OF CALIBRATION

ULR -CC220723000003545F
 ISSUE DATE : 06/02/2023

CERTIFICATE NO : PC-01-23/ATL/0512-04

CUS.NAME : M/s. AMS HEALTH CARE ;
 ADDRESS NO:770/1, JOTHI COMPLEX SECOND FLOOR,
 ALAGAR KOVIL MAIN ROAD,
 SURVEYOR COLONY, MADURAI - 625 007.

CALIBRATION DATE. : 01/02/2023
 DUE DATE. : 31/01/2024
 PAGE NO. : 1/2

CUST REF : LETTER DATED : 31/01/2023
 CALIBRATION : AT OUR LAB

DIGITAL MANOMETER DUC DETAILS

MAKE : LUTRON
 MODEL : PM - 9100
 SL.NO. : 625447
 ID.NO : -
 TYPE : DIGITAL
 RANGE : 0 to 2000 mbar
 L.C : 1 mbar
 ACCURACY (±) : 2 % FSD

DATE OF RECEIPT : 01/02/2023
 CONDITION ON RECEIPT : Visual Inspection Ok
 TEMPERATURE : 20.3°C
 HUMIDITY : 54%RH

STANDARDS USED FOR CALIBRATION

NOMENCLATURE	MAKE	ID.NO & SL.NO	RANGE & UNCERTAINTY	CERT. NO	VALIDITY
DIGITAL PRESSURE CALIBRATOR	R&D INSTRUMENTS	27961806	-1 to 2 bar(g) & ± 0.00026 bar	CS/22/LB/MP/474-03	04/11/2023

All Master Equipments are Traceable to National / International standards

CALIBRATION PROCEDURE : PCCPL/WI/M/22

CALIBRATION SEQUENCE C

REFERENCE STANDARD : DKD- R 6-1, IS 3624, EURAMET-cg-17.01

MEDIUM OF CALIBRATION : AIR

CALIBRATION RESULTS: MECHANICAL CALIBRATION

METHOD OF CALIBRATION : COMPARISON & METHOD

Pressure Calibration input:PI

SL.NO.	DUC Reading	STD Reading in	mbar	Mean value	Hysteresis	Observed Deviation	Error	Expanded Uncertainty (±)
	(P _{ind})	(P _{std})		\bar{P}	h	ΔP	FSD	U
	mbar	M ₁ ↑	M ₂ ↓	mbar	mbar	mbar	%	mbar
1	75	75.2	75.1	75.15	-0.10	-0.15	-0.008	0.597
2	150	150.2	150.1	150.15	-0.10	-0.15	-0.007	0.597
3	300	300.3	300.2	300.25	-0.10	-0.25	-0.013	0.597
4	600	600.3	600.2	600.25	-0.10	-0.25	-0.013	0.597
5	900	900.4	900.3	900.35	-0.10	-0.35	-0.017	0.597
6	1200	1200.6	1200.5	1200.55	-0.10	-0.55	-0.027	0.597
7	1500	1500.7	1500.6	1500.65	-0.10	-0.65	-0.033	0.597
8	1800	1800.9	1800.9	1800.90	0.00	-0.90	-0.045	0.577

V. Srinivasan

Calibration Engineer & Prepared by



V. Nagarajan

DEPUTY TECHNICAL MANAGER

Calibrated / Checked by

Prepared by

Authorised Signatory



THIS REPORT RELATES ONLY TO THE ITEM(S) SUBMITTED. THIS REPORT SHALL NOT BE REPRODUCED EXCEPT IN FULL WITHOUT THE WRITTEN APPROVAL OF M/s. PERFECT CALIBRATION CENTRE PVT. LTD. ALL REFERENCE STANDARDS USED ARE TRACEABLE TO NATIONAL / INTERNATIONAL STANDARDS AS PER ISO / IEC 17025 - 2017 . THE RESULTS REPORTED ARE VALID AT THE TIME AND UNDER STATED CONDITIONS OF MEASUREMENTS. THE CALIBRATION INTERVAL IS TO BE DECIDED BY THE "USER" QF/7.8/01

CHE 5561



Perfect Calibration Centre Pvt. Ltd.

No. 84, "Times Corner", Gengu Reddy Road, Egmore, Chennai - 600 008.
 Ph : (044) 28192530, 28192930, 28193130 www.perfectcallab.in
 Email : perfectcallab.info@gmail.com / info@perfectcallab.in



CC - 2207

NABL LAB FOR : MECHANICAL • THERMAL • ET • AIR / FLUID FLOW • FORCE • MASS • OPTICAL

CERTIFICATE OF CALIBRATION

ULR -CC220723000003545F

CERTIFICATE NO : PC-01-23/ATL/0512-04

PAGE NO. : 2/2

RANGE : 0 to 2000 mbar
 L.C : 1 mbar
 ACCURACY (±) : 2 % FSD

Pressure Calibration input:P2

SL.NO.	DUC Reading	STD Reading in	mbar		Mean value	Hysteresis	Observed Deviation	Error	Expanded Uncertainty (±)
	(P _{ind})	(P _{std})			\bar{P}	h	ΔP	FSD	U
	mbar	M ₁ ↑	M ₂ ↓		mbar	mbar	mbar	%	mbar
1	0	0.0	0.0		0.00	0.00	0.00	0.000	0.577
2	-75	-75.1	-75.0		-75.05	0.10	-0.05	-0.002	0.597
3	-150	-150.1	-150.0		-150.05	0.10	-0.05	-0.003	0.597
4	-300	-300.4	-300.3		-300.35	0.10	-0.35	-0.018	0.597
5	-600	-600.5	-600.4		-600.45	0.10	-0.45	-0.023	0.597
6	-900	-900.5	-900.4		-900.45	0.10	-0.45	-0.023	0.597
7	-1200	-1200.8	-1200.7		-1200.75	0.10	-0.75	-0.038	0.597
8	-1500	-1500.9	-1500.8		-1500.85	0.10	-0.85	-0.042	0.597
9	-1800	-1801.1	-1801.1		-1801.10	0.00	-1.10	-0.055	0.577

Differential Pressure Calibration input:P1&P2

SL.NO.	STD applied pressure in	mbar	Differential pressure to be	DUC Reading (Differential pressure)	Observed Deviation	Error	Expanded Uncertainty (±)
	(P _{std})		(P _{ind})	(P _{ind})	ΔP	FSD	U
	P1	P2	mbar	mbar	0	%	mbar
1	75.0	75.1	10.0	10	0.00	0.000	0.577
2	150.1	150.0	503.0	501	-2.00	-0.100	0.597
3	600.1	600.2	1005.0	1003	-2.00	-0.100	0.597
4	1200.2	1200.3	1507.0	1504	-3.00	-0.150	0.597
5	1500.2	1500.1	2007.0	2002	-5.00	-0.250	0.597
6	0.0	0.0	0.0	1	1.00	0.050	0.597

Conclusion/Remarks:

- The Calibration Results are within the accuracy limit
- The Expanded Uncertainty is at coverage factor $k=2$, which corresponds to a confidence level at 95 %
- This Calibration certificate used for scientific and industrial purpose only. However, if used for commercial trading, additional recognition/ approval shall be complied as required by Dept. of Legal metrology, Regulatory bodies, etc.
- Calibration status : Accepted


 V.Srinivasan

Calibration Engineer & Prepared by

End of the certificate


 V.NAGARAJAN

DEPUTY TECHNICAL MANAGER

Calibrated / Checked by

Prepared by

Authorised Signatory



THIS REPORT RELATES ONLY TO THE ITEM(S) SUBMITTED. THIS REPORT SHALL NOT BE REPRODUCED EXCEPT IN FULL WITHOUT THE WRITTEN APPROVAL OF M/s. PERFECT CALIBRATION CENTRE PVT. LTD. ALL REFERENCE STANDARDS USED ARE TRACEABLE TO NATIONAL / INTERNATIONAL STANDARDS AS PER ISO / IEC 17025 - 2017 . THE RESULTS REPORTED ARE VALID AT THE TIME AND UNDER STATED CONDITIONS OF MEASUREMENTS. THE CALIBRATION INTERVAL IS TO BE DECIDED BY THE "USER" QF/7.8/01

CHE 5562



Perfect Calibration Centre Pvt. Ltd.

No. 84, "Times Corner", Gengu Reddy Road, Egmore, Chennai - 600 008.
Ph : (044) 28192530, 28192930, 28193130 www.perfectcallab.in
Email : perfectcallab.info@gmail.com / info@perfectcallab.in



NABL LAB FOR : MECHANICAL • THERMAL • ET • AIR / FLUID FLOW • FORCE • MASS • OPTICAL

CERTIFICATE OF CALIBRATION

ULR -CC220723000003546F

ISSUE DATE : 06/02/2023

CUSTOMER : M/s. AMS HEALTH CARE ;

ADDRESS : NO:770/1, JOTHI COMPLEX SECOND FLOOR,
ALAGAR KOVIL MAIN ROAD,
SURVEYOR COLONY, MADURAI - 625 007.

CUST REF : LETTER DATED : 31/01/2023

DEPT. : MECHANICAL LAB

CERTIFICATE NO : PC-01-23/ATL/0512-06

CAL DATE : 01/02/2023

DUE DATE : 31/01/2024

PAGE NO :1/1

WEIGHT BOX :

DATE OF RECEIPT : 31/01/2023

PHYSICAL CONDITION : SATISFACTORY

TEMPERATURE : 20.6°C

HUMIDITY : 45%RH

WEIGHTS DETAIL :

MAKE : -

SL.NO : -

ID. NO. : -

ACC.CLASS : -

RANGE : AS MENTIONED BELOW

MATERIAL : BRASS

STANDARD USED	SL.NO/ID.NO	CERT. NO.	VALIDITY
MASTER WEIGHTS	PCCPL/SW-008	TVCSP21/12/1565-01	07/12/2023
MASTER WEIGHTS	WI/02/19/006-E1/PCCPL/WB-E1-02	WI/Feb/22/001	02/02/2025

REFERENCE STANDARD : OIML-R111-1

CALIBRATION PROCEDURE : WI-M-SW-41(L)

METHOD OF CALIBRATION ABBA METHOD

CALIBRATION RESULTS :

SL. NO.	DENOMINATION	MEASURED VALUE	OBSERVED DEVIATION	UNCERTAINTY ±mg
1	100 g	99.9820 g	-0.0180 g	0.01
2	500 g	499.81 g	-0.19 g	0.01

THE EXPANDED UNCERTAINTY AT A COVERAGE FACTOR $k = 2$, WHICH CORRESPONDS TO A CONFIDENCE LEVEL AT 95% NOTE:

- 1 THE MEASURED MASS IS THE CONVENTIONAL MASS AND RELATED TO THE TRUE MASS BY $M_c = M_t(1 - 1.2(1/d - 1/8000))$, M_c = CONVENTIONAL MASS, M_t = TRUE MASS
 d = DENSITY OF THE TEST MASS MATERIAL IN kg/m³
- 2 THIS CALIBRATION CERTIFICATE IS VALID FOR SCIENTIFIC & INDUSTRIAL PURPOSE ONLY AND NOT APPLICABLE FOR COMMERCIAL PURPOSE.

*** END OF CERTIFICATE ***

V.S.
V.Srinivasan

Calibration Engineer & Prepared by



V.N.
V.NAGARAJAN

DEPUTY TECHNICAL MANAGER

Calibrated / Checked by

Prepared by

Authorised Signatory



THIS REPORT RELATES ONLY TO THE ITEM(S) SUBMITTED. THIS REPORT SHALL NOT BE REPRODUCED EXCEPT IN FULL WITHOUT THE WRITTEN APPROVAL OF M/s. PERFECT CALIBRATION CENTRE PVT. LTD. ALL REFERENCE STANDARDS USED ARE TRACEABLE TO NATIONAL / INTERNATIONAL STANDARDS AS PER ISO / IEC 17025 - 2017 . THE RESULTS REPORTED ARE VALID AT THE TIME AND UNDER STATED CONDITIONS OF MEASUREMENTS. THE CALIBRATION INTERVAL IS TO BE DECIDED BY THE "USER" QF/7.8/01

CHE 5559



Perfect Calibration Centre Pvt. Ltd.

No.40, 71st Cross, 5th Block, Rajaji Nagar, Bangalore - 560 010.
 Ph : 080-2315 5522, 2315 5577, 2315 5588, 99726 97733
 E-mail : infoblr@perfectcallab.in / perfectblr@yahoo.in
 Website : www.perfectcallab.in



NABL LAB FOR : MECHANICAL • THERMAL • ET • AIR / FLUID FLOW • FORCE • MASS • OPTICAL

ULR CC224723000001955F — CERTIFICATE OF CALIBRATION —

ISSUE DATE : 06/02/2023

CERTIFICATE NO : PC-01-22/ATL/0214-01

CUSTOMER : M/s. AMS HEALTH CARE ;
 NO:770/1, JOTHI COMPLEX SECOND FLOOR,
 ALAGAR KOVIL MAIN ROAD, SURVEYOR COLONY, MADURAI - 625 007.
CUST REF : LETTER DATED : 31/01/2023
DEPT. : AT OUR LAB

CAL DATE : 01/02/2023
DUE DATE : 31/01/2024
PAGE NO. : 1/1

DATE OF RECEIPT : 31/01/2023
 PHYSICAL CONDITION ON RECEIPT : SATISFACTORY

DETAILS OF DEVICE UNDER CALIBRATION

LUX METER

MAKE	HTC	RANGE	0 to 200000 Lux
MODEL	LX103	L.C	0.1, x1, x10, x100 Lux
SL. NO.	T119527	TYPE	DIGITAL
ID.NO	-	LOCATION	-

ENVIRONMENTAL CONDITIONS:

TEMPERATURE : 20.4° C
 HUMIDITY : 51 % RH

NO.	STANDARD USED	SL. NO.	CERT. NO.	VALIDITY
1	LUX METER	0438	PC-08-22/ATL/013-02	09/08/2023

CALIBRATION PROCEDURE : PCCPL/CAL/OP/001

CALIBRATION RESULTS:

SL.NO.	STD METER	UUC METER	OBSERVED	UNCERTAINTY MEASUREMENT
	READING in lux	READING in lux	DEVIATION in lux	(%)
1	100.1	99.7	-0.4	6.5
2	300.0	299.1	-0.9	6.5
3	500.2	498.6	-1.6	6.6
4	1000	997	-3	6.6
5	2000	1988	-12	6.6

- 1.THE REPORTED UNCERTAINTY IS AT COVERAGE FACTOR $k = 2$, WHICH CORRESPONDS TO A CONFIDENCE LEVEL AT 95 %.
- 2.CALIBRATION POINTS ARE SUGGESTED BY CUSTOMER.

*** End Of Certificate ***

DEEPA.U
 Calibration Engineer & Prepared by
 Calibrated / Checked by



Prepared by



N.PRABHU
 TECHNICAL MANAGER
 Authorised Signatory



THIS REPORT RELATES ONLY TO THE ITEM(S) SUBMITTED. THIS REPORT SHALL NOT BE REPRODUCED EXCEPT IN FULL WITHOUT THE WRITTEN APPROVAL OF M/s. PERFECT CALIBRATION CENTRE PVT. LTD. ALL REFERENCE STANDARDS USED ARE TRACEABLE TO NATIONAL / INTERNATIONAL STANDARDS AS PER ISO / IEC 17025 - 2017 . THE RESULTS REPORTED ARE VALID AT THE TIME AND UNDER STATED CONDITIONS OF MEASUREMENTS. THE CALIBRATION INTERVAL IS TO BE DECIDED BY THE "USER" QF/7.8/01



Perfect Calibration Centre Pvt. Ltd.

No. 84, 1st Floor, "Times Corner", Gengu Reddy Road, Egmore, Chennai - 600 008.
Ph : (044) 28192530, 28192930, 28193130 www.perfectcallab.in
Email : perfectcallab.info@gmail.com / info@perfectcallab.in

CERTIFICATE OF CALIBRATION

CUSTOMER : M/s. AMS HEALTH CARE ;
ADDRESS : NO:770/1, JOTHI COMPLEX SECOND FLOOR,
 ALAGAR KOVIL MAIN ROAD, SURVEYOR COLONY, MADURAI - 625 007.

CERTIFICATE NO. : PC-01-22/ATL/0512-05
CAL DATE : 01/02/2023
DUE DATE : 31/01/2024
PAGE NO. : 1/1

CUST REF : LETTER DATED : 31/01/2023
DEPT : MECHANICAL LAB

DISTANCE METER

DATE OF RECEIPT : 01/02/2023
PHYSICAL CONDITION : SATISFACTORY

TEMPERATURE : 20.4°C
HUMIDITY : 51%RH

INSTRUMENT DETAILS

MAKE : BOSCH
RANGE : 0 to 50 m
CAL.RANGE : 0 to 1000 mm
L.C. : 0.01 cm

MODEL : GLM 500
SL.NO. : 029532867
ID.NO. : -

STANDARD USED	SL.NO. / ID.NO.	CERT. NO.	VALIDITY
LENGTH BAR	10838/PCCPL/LB-03	KCP/02/21-22/8232	04/12/2023

CALIBRATION RESULTS

ACTUAL LENGTH BAR VALUE in mm	MEASURED VALUE in cm
0	0.00
20	20.00
50	50.00
100	100.00
125	125.00
150	150.00
200	200.00
300	300.00
400	400.00
500	500.00
600	600.01
700	700.01
800	800.01
900	900.01
1000	1000.02

THE EXPANDED UNCERTAINTY AT A COVERAGE FACTOR $k = 2$, WHICH CORRESPONDS TO A CONFIDENCE LEVEL OF

V.SRINIVASAN

CALIBRATION ENGINEER & PREPARED BY



RAMESH L.

QUALITY MANAGER

Authorised Signatory

Calibrated / Checked by