



Urine Routine Analysis

ALL METHOD REPORT

Lab Code: 2620

Cycle - 12/2023
Round No -01


Date: 28/02/2023

Parameters	Units	No.of. Participants	Consensus		Consensus Result	Your Value	Remark
			Number	%			
Specific Gravity	-	260	202	78%	1.010-1.020	1.010	Within Consensus
pH	-	258	250	97%	6.0-7.0	7.0	Within Consensus
Leukocytes	/µl	254	189	74%	2+3	3+	Within Consensus
Nitrite	-	253	250	99%	Positive	Positive	Within Consensus
Protein	mg/dl	257	181	70%	2+3	2+	Within Consensus
Glucose	mg/dl	259	214	83%	3+4	3+	Within Consensus
Ketones	-	260	180	69%	2+3	2+	Within Consensus
Urobilinogen	mg/dl	257	187	73%	2+3	3+	Within Consensus
Bilirubin	mg/dl	257	250	97%	2+3	3+	Within Consensus
Blood (Hemoglobin)	/µl	257	248	76%	3+5	5+	Within Consensus

Legends	≥ 60% Consensus	(*) Outside Consensus	(@) No Consensus	(.) Not Reported	(#)Late Result Submission
---------	-----------------	-----------------------	------------------	------------------	---------------------------

Chief Coordinator


Dr.Sanjay Mehrotra

Checked By: 

Prepared By: RK

Programme Director


Dr.Bandana Mehrotra

Page 1 of 4

Doc. No.: ASS / FR / 10 / R 01 / Dt.: 05.01.2022



Address: B-171, Nirala Nagar, Lucknow-226020. Ph.: 4034100-130 (30 Lines), 4077180, 2788444 Fax : (0522)2788555
Email: rmlresearchfoundation@gmail.com Website: www.rmlpathology.com

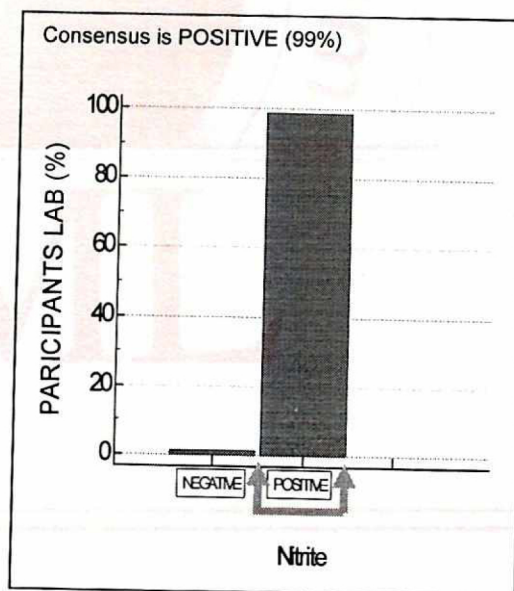
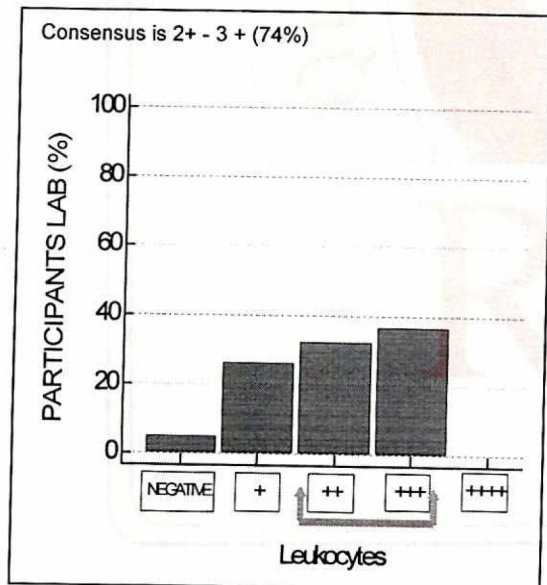
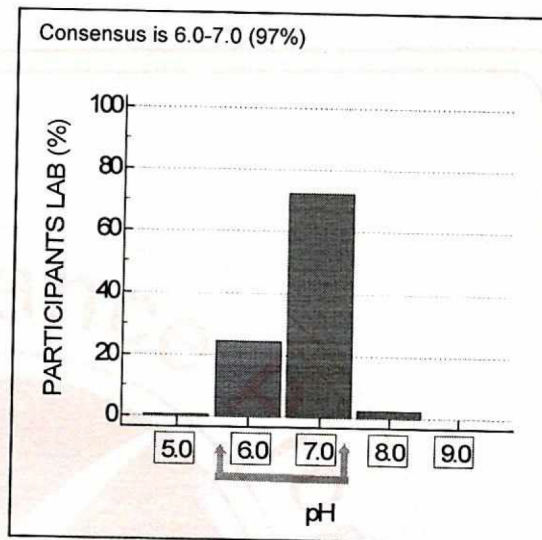
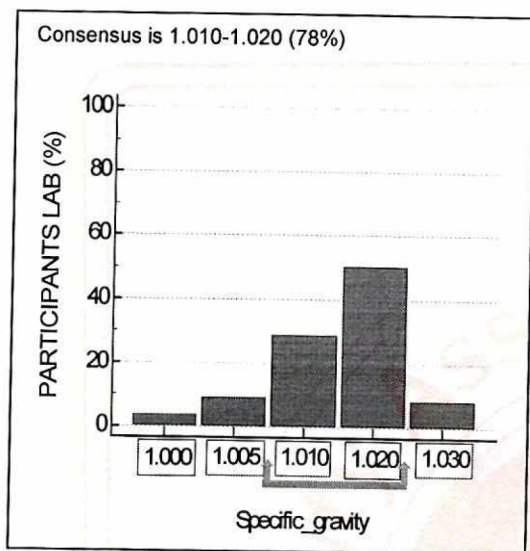
URINE ROUTINE ANALYSIS

GRAPHICAL REPORT

Cycle - 12/2023

Round-1

Date:28/02/2023



Page 2 of 4

Doc. No.: ASS / FR / 02 / R 00 / Dt.: 01.07.2012

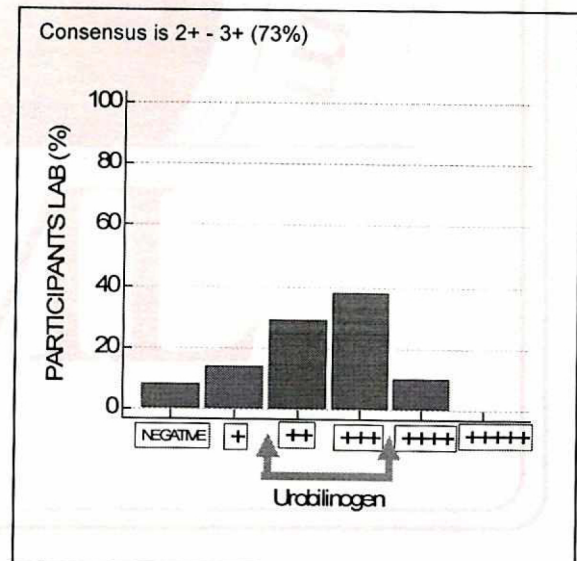
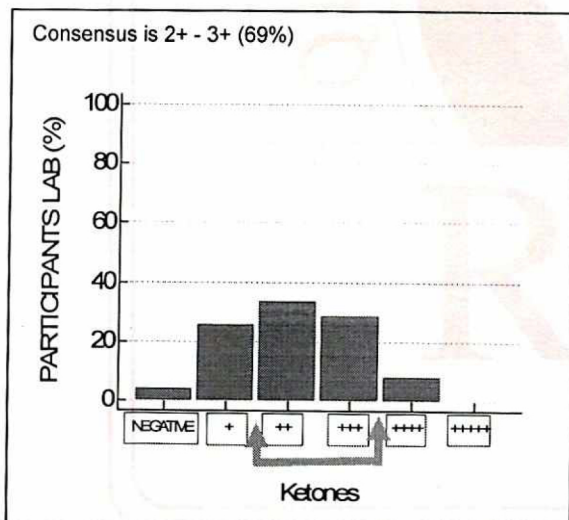
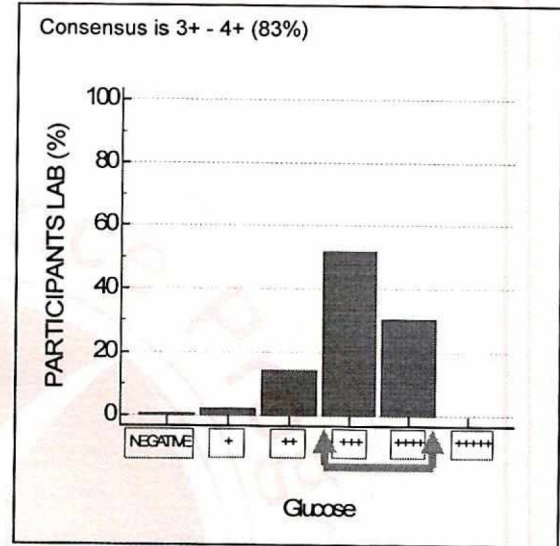
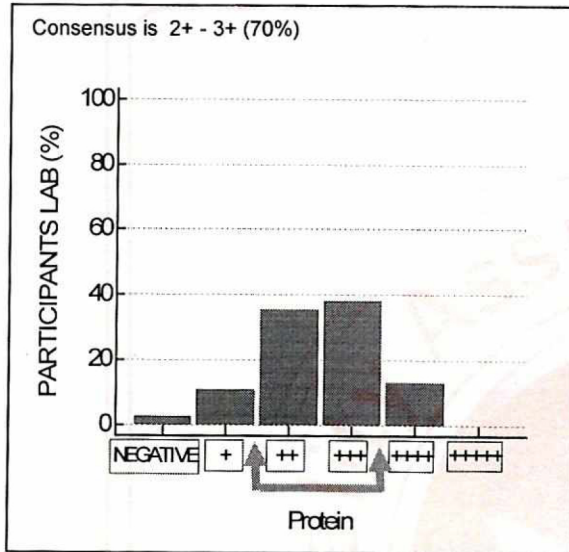
URINE ROUTINE ANALYSIS

GRAPHICAL REPORT

Cycle - 12/2023

Round-1

Date:28/02/2023

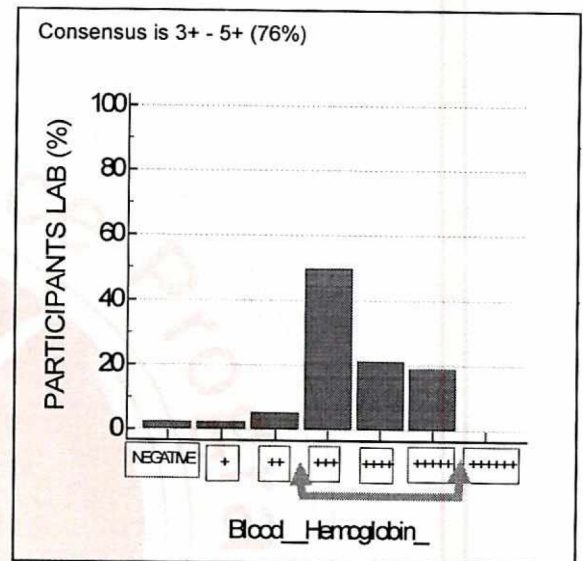
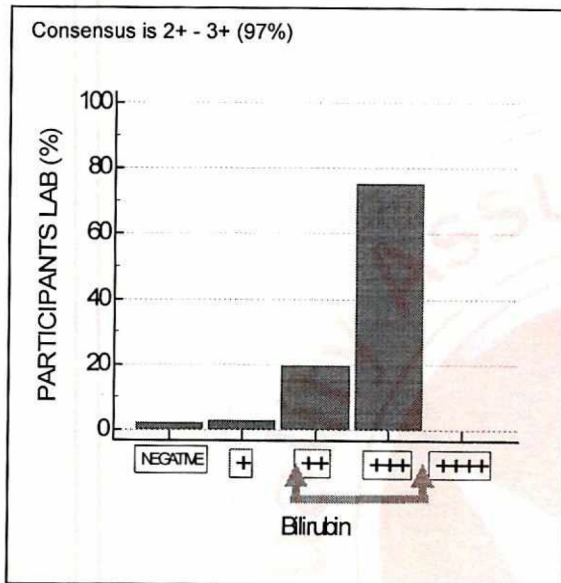


URINE ROUTINE ANALYSIS

GRAPHICAL REPORT

Cycle - 12/2023
Round-1

Date:28/02/2023





Urine Routine Analysis

ALL METHOD REPORT

Lab Code: 2620

Cycle - 12/2023
Round No -02

Date: 28/02/2023

Parameters	Units	No.of. Participants	Consensus		Consensus Result	Your Value	Remark
			Number	%			
Specific Gravity	-	239	185	77%	1.010 - 1.020	.	-
pH	-	239	169	71%	7.0	.	-
Leukocytes	/μl	234	164	70%	2+ - 3+	.	-
Nitrite	-	229	222	97%	Positive	.	-
Protein	mg/dl	240	180	75%	2+ - 3+	.	-
Glucose	mg/dl	240	188	78%	3+ - 4+	.	-
Ketones	-	238	153	64%	2+ - 3+	.	-
Urobilinogen	mg/dl	236	163	69%	2+ - 3+	.	-
Bilirubin	mg/dl	236	194	82%	3+	.	-
Blood (Hemoglobin)	/μl	237	170	72%	3+ - 4+	.	-

Legends	≥ 60% Consensus	(*) Outside Consensus	(@) No Consensus	(.) Not Reported	(#) Late Result Submission
---------	-----------------	-----------------------	------------------	------------------	----------------------------

Chief Coordinator

Dr. Sanjay Mehrotra

Checked By:

Prepared By: RK

Programme Director

Dr. Bandana Mehrotra

Page 1 of 4

Doc. No.: ASS/FR/10/R 01/Dt.: 05.01.2022



Address: B-171, Nirala Nagar, Lucknow-226020. Ph.: 4034100-130 (30 Lines), 4077180, 2788444 Fax : (0522)2788555
Email: rmlresearchfoundation@gmail.com Website: www.rmlpathology.com

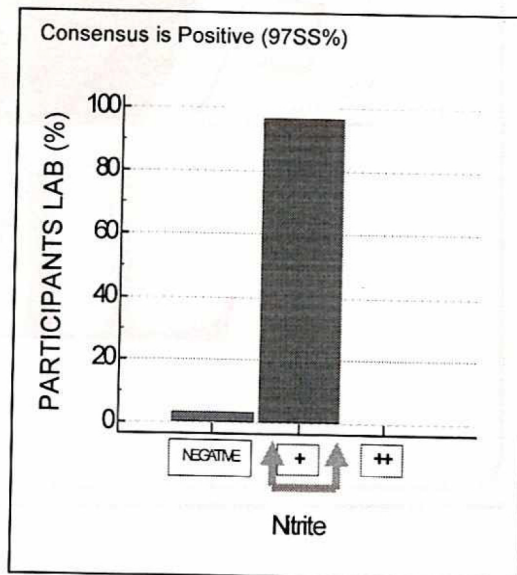
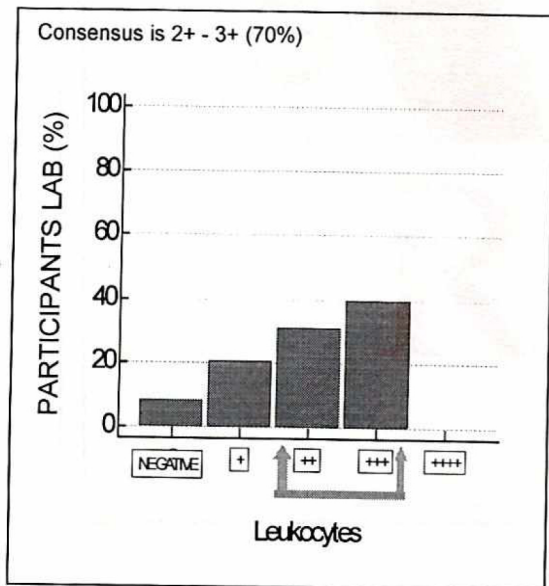
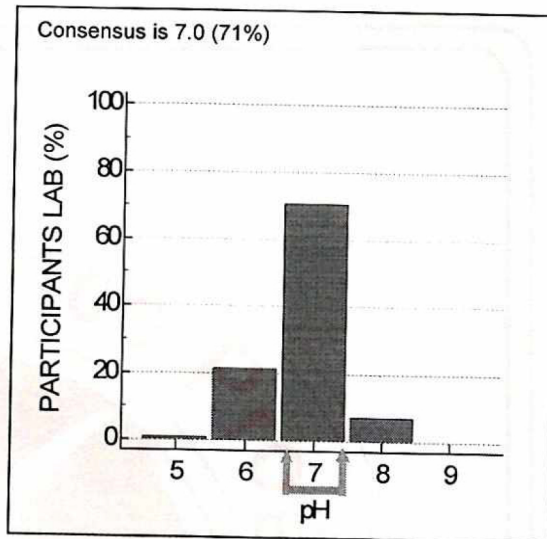
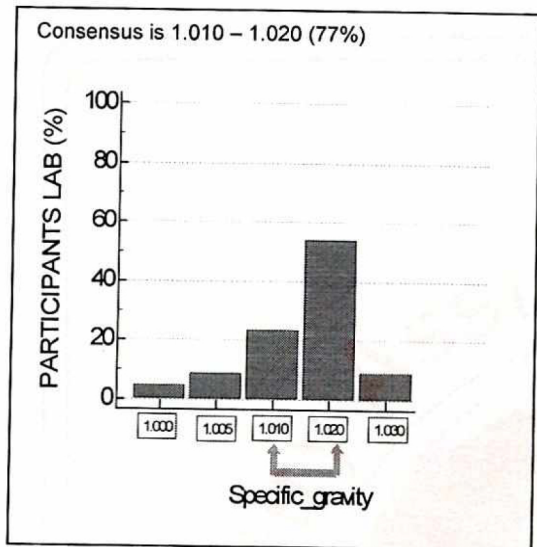
URINE ROUTINE ANALYSIS

GRAPHICAL REPORT

Cycle - 12/2023

Round-2

Date:28/02/2023



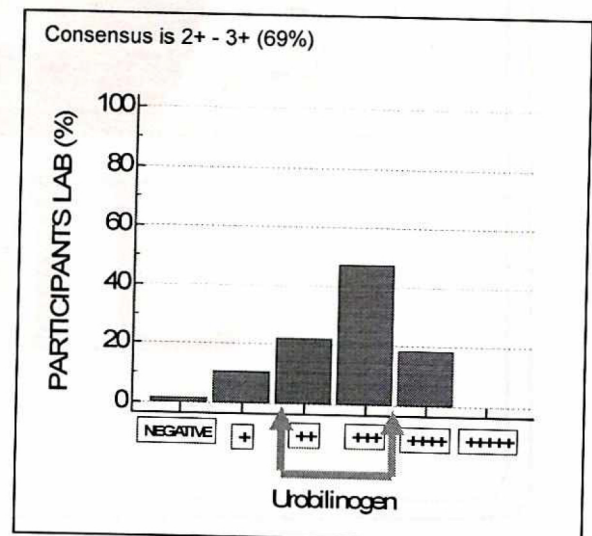
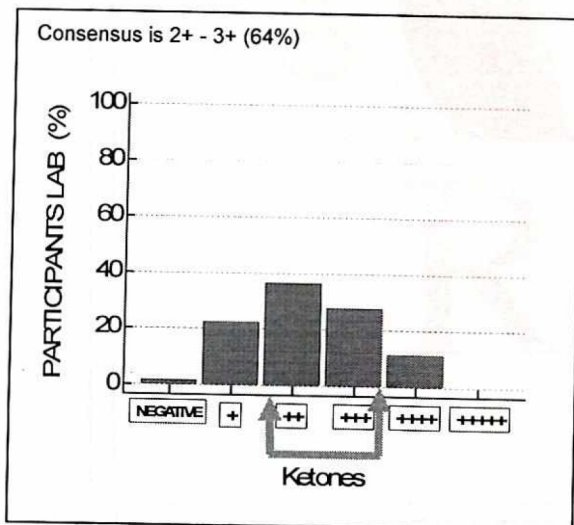
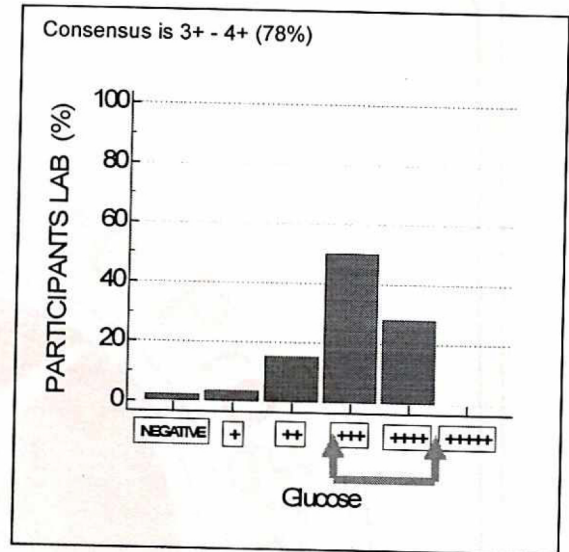
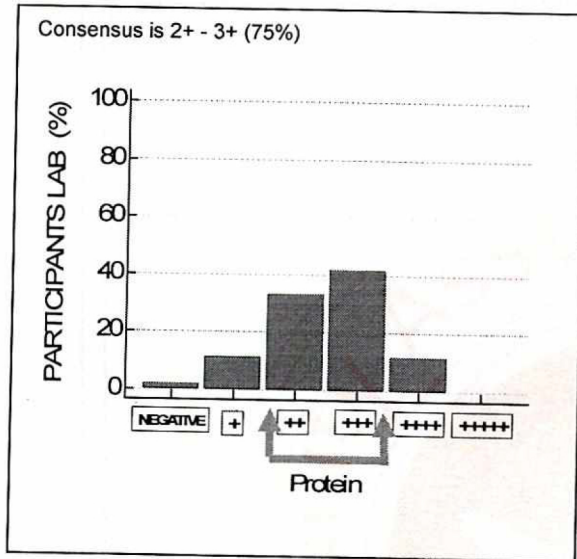
URINE ROUTINE ANALYSIS

GRAPHICAL REPORT

Cycle - 12/2023

Round-2

Date:28/02/2023



URINE ROUTINE ANALYSIS

GRAPHICAL REPORT

Cycle - 12/2023

Round-2

Date:28/02/2023

