

RML- Quality Assurance Program (RML-QAP)



Urine Routine Analysis

ALL METHOD REPORT

Lab Code: 2723


Cycle - 12/2023
Round No -03

Date: 31/03/2023

Parameters	Units	No.of. Participants	Consensus		Consensus Result	Your Value	Remark
			Number	%			
Specific Gravity	-	312	273	88%	1.010-1.020	1.010	Within Consensus
pH	-	313	261	83%	6.0	6.0	Within Consensus
Leukocytes	/µl	305	297	97%	Negative	Negative	Within Consensus
Nitrite	-	304	292	96%	Negative	Negative	Within Consensus
Protein	mg/dl	311	294	95%	Negative	Negative	Within Consensus
Glucose	mg/dl	313	302	96%	Negative	Negative	Within Consensus
Ketones	-	312	309	99%	Negative	Negative	Within Consensus
Urobilinogen	mg/dl	309	301	97%	Negative	Negative	Within Consensus
Bilirubin	mg/dl	309	300	97%	Negative	Negative	Within Consensus
Blood (Hemoglobin)	/µl	309	297	96%	Negative	Negative	Within Consensus

Legends	≥ 60% Consensus	(*) Outside Consensus	(@) No Consensus	(.) Not Reported	(#) Late Result Submission
---------	-----------------	-----------------------	------------------	------------------	----------------------------

Chief Coordinator


Dr. Sanjay Mehrotra

Checked By 

Prepared By: S

Programme Director


Dr. Bandana Mehrotra

Page 1 of 4

Doc. No.: ASS/FR/01/R-01/Dir-05.01.2022


RML
Research Foundation

Address: B-171, Nirala Nagar, Lucknow-226020. Ph.: 4034100-130 (30 Lines), 4077180, 2788444 Fax: (0522)2788555
Email: rmlresearchfoundation@gmail.com Website: www.rmlpathology.com

Continuous Efforts And Execution Leads To Quality Excellence



Scanned with OKEN Scanner

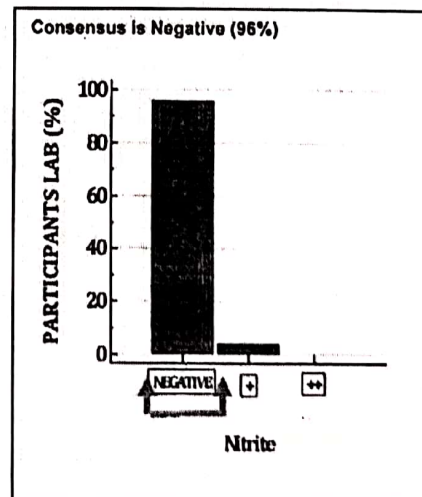
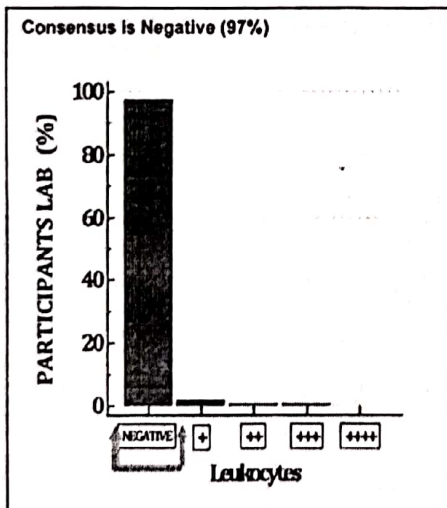
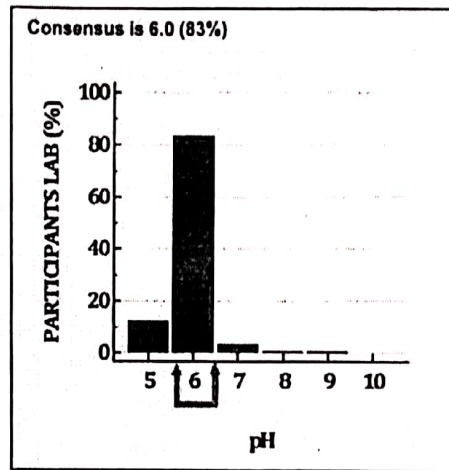
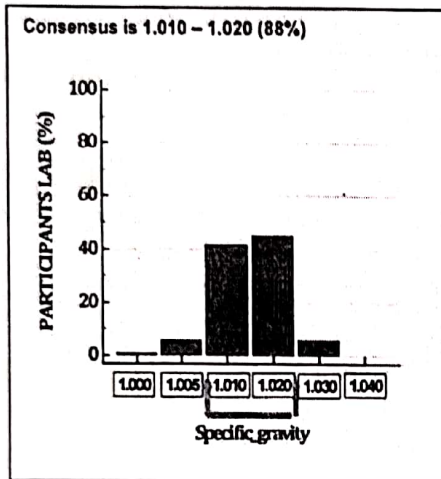


URINE ROUTINE ANALYSIS

GRAPHICAL REPORT

Cycle - 12/2023
Round-3

Date:31/03/2023



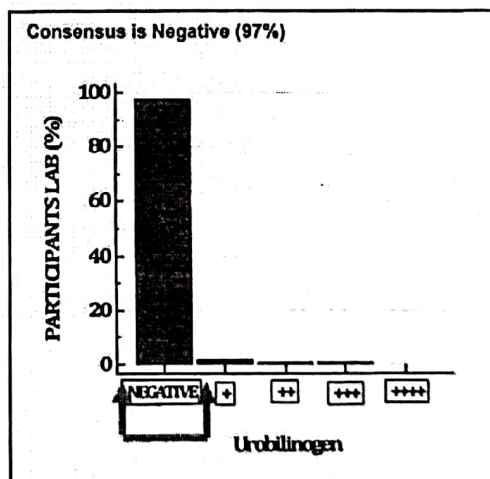
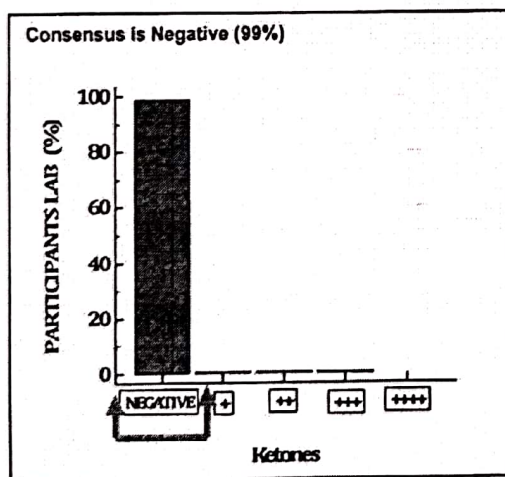
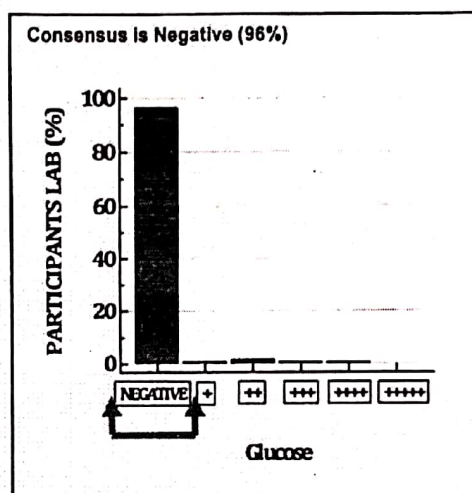
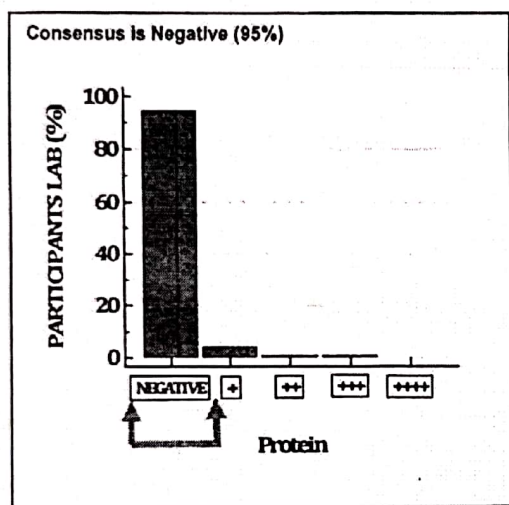


URINE ROUTINE ANALYSIS

GRAPHICAL REPORT

Cycle - 12/2023
Round-3

Date:31/03/2023





URINE ROUTINE ANALYSIS

GRAPHICAL REPORT

Cycle - 12/2023
Round-3

Date:31/03/2023

