



Issued by QA:

Department: HEMATOLOGY	Month / Year: May 2023
PT Provider: Metropolitan Healthcare	Distribution / Lot No: 230104
Analyte(Test): PLT, RBC, TCC, DLC, Hb, MCV, MCH, MCHC, HCT, RDW, CV%.	
Machine used: AD3200 plus	Kit used: ASPEN
Test done by: ABWishale	Done on: 10/05/2023
Report uploaded by: ABWishale	Report uploaded on: 12/05/2023
Software used: Online web / Portal	
EQAS Report received on 19/05/2023	
Reviewed by: Arun 22/05/2023	Approved by: Arun 22/05/2023
Observations: All test results found satisfactory except PLT, RBC. RCA & CAPA attached.	

\*If results are ungraded, please attach self-assessment. If satisfactory no corrective and preventive action required. But if unsatisfactory, corrective and preventive action is required with optimum evidence.


Self-Assessment Result:  Satisfactory  Unsatisfactory

Attachment:  Yes  No

Please investigate failure for unsatisfactory performance and submit a report to QA and Medical Director in \_\_\_\_\_ Days.

Approved by

Signature  
(Lab Director/Designee)




Analyte	Instrument	Result Value	Standard Unit
No Outlier			
Legend @ : Acceptable X : Unacceptable # : Not Evaluated ⊙ : Delayed Result Entry			

Problem Classification: *There is no outlier found  
 all data found satisfactory*

Corrective Action: *Not Required*

Reviewed by: *[Signature]*



Dated: *22/05/2023*

*[Signature]*  
 22/05/2023

Instrument : -

Analyte	Standard Unit	Result Value	Accepted Value
@ Neutrophil.	-	40-70%	40-70%
@ Lymphocyte.	-	20-40%	20-40%
@ Eosinophil.	-	<6%	<6%

Legend @ : Acceptable	<table border="1"> <tr> <td>Total Parameters</td> <td>3</td> </tr> <tr> <td>Not Evaluated Parameters</td> <td>0</td> </tr> <tr> <td>Evaluated Parameters</td> <td>3</td> </tr> <tr> <td>Outlier Parameters (X)</td> <td>0</td> </tr> <tr> <td>EQAS Score Haematology-PS Slide Count Qualitative</td> <td>100.00 %</td> </tr> </table>	Total Parameters	3	Not Evaluated Parameters	0	Evaluated Parameters	3	Outlier Parameters (X)	0	EQAS Score Haematology-PS Slide Count Qualitative	100.00 %
Total Parameters		3									
Not Evaluated Parameters		0									
Evaluated Parameters		3									
Outlier Parameters (X)		0									
EQAS Score Haematology-PS Slide Count Qualitative	100.00 %										
@ : Acceptable											
X : Unacceptable											
# : Not Evaluated											
⊙ : Delayed Result Entry											

*(Signature)*  
 21/5/2023

*Dr Puneet Kumar Nigam*

Dr Puneet Kumar Nigam  
 PT coordinator & Technical Manager, MHL EQAS  
 Unit No. 409-416.  
 Commercial Building - 1A  
 Kohinoor Mall, Kirod Road, Kurla (W),  
 Mumbai - 400070

Analyte	Instrument	Result Value	Standard Unit	Z-Score
* Platelet Count	Aspen AD-3200 Plus	0.37	1000/ $\mu$ L	-

Legend @ : z score  $\leq$  2.0 - Acceptable  
 ! : 2.0 < z score < 3.0 - Warning  
 X : z score  $\geq$  3 - Unacceptable  
 # : Not Evaluated  
 ⊙ : Delayed Result Entry  
 \* : Not considered for evaluation.


**Problem Classification:**

There is difference in value computation in EQAS portal other result found satisfactory

**Corrective Action:**

After taking Result cross check value with Machine data.

**Reviewed by:**



Dated: 22/05/2023

*(Signature)*  
 22/05/2023

Instrument : Aspen AD-3200 Plus

Analyte	Standard Unit	Result Value	Mean	Z-Score	RMZ
* Platelet Count	1000/ $\mu$ L	0.37	--	-4.56 *	0.00
@ Erythrocyte (RBC) Count	mill/cu.mm	1.03	--	-0.71	18.42
@ Total Leucocytes (WBC) count	/c.mm	1200.00	--	-0.28	-0.03
@ Haemoglobin	g/dL	2.50	--	-0.16	-0.21
@ MCV (Mean Corpuscular Volume)	fL	110.10	--	-0.71	-0.40
@ MCH (Mean Corpuscular Hb)	pg	24.20	--	-0.03	0.14
@ MCHC (Mean Corpuscular Hb Concentration)	g/dL	22.10	--	0.78	0.73
@ Hematocrit	%	11.30	--	-1.08	-0.73
@ RDW CV%	%	17.70	--	-1.34	-1.06

Legend @ : Acceptable

! : 2.0 < z score < 3.0 - Warning

X : z score  $\geq$ 3 - Unacceptable

# : Not Evaluated

⊙ : Delayed Result Entry

\* : Not considered for evaluation.

Total Parameters	9
Not Evaluated Parameters	0
Evaluated Parameters	9
Outlier Parameters (X)	1
EQAS Score Haematology - CBC	88.89 %

*(Signature)*  
 22/05/2023

*Dr Puneet Kumar Nigam*

Dr Puneet Kumar Nigam  
 PT coordinator & Technical Manager, MHL EQAS  
 Unit No. 409-416,  
 Commercial Building - 1A  
 Kohinoor Mall, Kirof Road, Kurla (W),  
 Mumbai - 400070

Analyte	Instrument	Result Value	Standard Unit
No Outlier			
Legend @ : Acceptable			
X : Unacceptable			
# : Not Evaluated			
⊙ Delayed Result Entry			

**Problem Classification:**

*There is no problem all Result are acceptable and within limit.*

**Corrective Action:**

*There is no need for corrective action all value are accepted.*

**Reviewed by:**

**Dated:** 22/05/2023

*(Signature)*  
22/05/2023

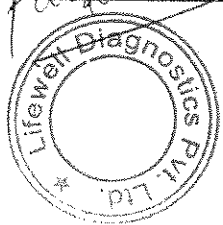
Analyte	Instrument	Result Value	Standard Unit	Z-Score
X Erythrocyte (RBC) Count	Aspen AD-3200 Plus	8.80	10 <sup>6</sup> /μL	37.54
* Platelet Count	Aspen AD-3200 Plus	2.02	1000/ μL	*

Legend @ : z score ≤ 2.0 - Acceptable  
 ! : 2.0 < z score < 3.0 - Warning  
 X : z score ≥ 3 - Unacceptable  
 # : Not Evaluated  
 ⊙ : Delayed Result Entry  
 \* : Not considered for evaluation.

**Problem Classification:** Error in Data Entry. Machine values are satisfactory.

All results satisfactory except RBC & Platelet count. RCB by CAPA taken and attached.

**Corrective Action:** We have cross checked with Machine Data, Machine Data is not matched with portal Data. Re-training is given to the particular technician.

**Reviewed by:** [Signature]  


**Dated:** 22/05/2023

[Signature]  
22/05/2023

Instrument : Aspen AD-3200 Plus

Analyte	Standard Unit	Result Value	Mean	Z-Score	RMZ
X Erythrocyte (RBC) Count	mill/cu.mm	8.80	--	37.54	18.42
* Platelet Count	1000/ $\mu$ L	2.02	--	-5.87 *	0.00
@ Total Leucocytes (WBC) count	/c.mm	8800.00	--	0.22	-0.03
@ Haemoglobin	g/dL	7.50	--	-0.25	-0.21
@ MCV (Mean Corpuscular Volume)	fL	132.50	--	-0.09	-0.40
@ MCH (Mean Corpuscular Hb)	pg	32.00	--	0.30	0.14
@ MCHC (Mean Corpuscular Hb Concentration)	g/dL	24.10	--	0.67	0.73
@ Hematocrit	%	31.00	--	-0.38	-0.73
@ RDW CV%	%	16.90	--	-0.78	-1.06

Legend @ : Acceptable

! : 2.0 < z score < 3.0 - Warning

X : z score  $\geq$  3 - Unacceptable

# : Not Evaluated

⊙ : Delayed Result Entry

\* : Not considered for evaluation.

Total Parameters	9
Not Evaluated Parameters	0
Evaluated Parameters	9
Outlier Parameters (X)	2
EQAS Score Haematology - CBC	77.78 %

*Qm*  
22/05/2023

*Dr Nigam*

Dr Puneet Kumar Nigam  
PT coordinator & Technical Manager, MHL EQAS  
Unit No. 409-416.  
Commercial Building - 1A  
Kohinoor Mall, Kirod Road, Kuria (W),  
Mumbai - 400070



Issued by QUA:

Department	Hematology		
PT provider	MHC		
Survey Name:			
Date Survey received	07/05/2023	Date Analysis Performed:	05/05/2023
Date Survey Results Submitted	17/5/2023	Date Results received:	28/05/2023

Investigation performed by	Amy Kumar (Parent Gupta) / Abudabul	
Lab director		Date

Unacceptable Result 1			
Specimen No.	Sample No. 4	Analyte	RBC
Reported result	8.80	Intended result/range	2.42
Acceptable Lower Limit	2.08	Acceptable Higher Limit	2.76
SD	-	CV%	-

Unacceptable Result 2			
Specimen No.	Sample No. 04	Analyte	Platelets
Reported result	2.02	Intended result/range	220.79
Acceptable Lower Limit	146.234	Acceptable Higher Limit	245.34
SD	-	CV%	-

Unacceptable Result 3			
Specimen No.	Sample No. 03	Analyte	Platelets
Reported result	0.07	Intended result/range	29.12
Acceptable Lower Limit	16.52	Acceptable Higher Limit	41.72
SD	-	CV%	-

**EVALUATION OF POSSIBLE SOURCES OF ERROR**

Clerical	Yes	No	N/A
Incorrect transcription of the result from the instrument read-out or report? (Check the raw data.)			✓
Incorrect instrument/method/reagent reported on the result form (Check instrument log book)			✓
Mis-match of the units of measure between the result form and the instrument results			✓
Incorrect decimal placement			✓
Errors in calculations.			✓
Mis-match between result reported on the 'result form' and on the 'proficiency testing evaluation report'			✓
Mis-match between result reported on the 'result form' and on the 'proficiency testing evaluation report'			✓

Any other clerical problem?

	/	/
--	---	---

A response of "Yes" to any of these questions may indicate a clerical error.

Although reporting of PT results is unlike those for patient results, clerical errors may indicate a need for additional staff training, review of instructions provided with PT or investigation of the reporting format provided by the testing device. If results reported on the result form do not match the results found on the evaluation report, please contact PT provider.

Procedural	Yes	No	N/A
Written procedure not followed	/		/
Improper preparation of reagents			/
Reagents open stability not within acceptable range			/
Faulty standards run			/
Unacceptable IQC results (Run accepted in non-linear range/though controls were out of range)			/
Incorrect interpretation of microscopic examinations			/
Incorrect dilution or pipetting error			/
Incorrect staining or interpretation			/
Time delay between reconstitution and analysis			/
Media preparation related			/
Antibiotic disc potency			/
Any other procedural problem			/

A response of "Yes" to any of these questions may indicate a procedural error. These errors indicate inappropriate operation of equipment or performance of a method.

A review of the instructions provided with the proficiency testing material and/or review of laboratory procedures may be required.

Analytical	Yes	No	N/A
Most recent calibration unacceptable or not within established stability limits at the time of PT	/		/
Instrument repaired or replaced recently at time of PT run			/
Review of past PT results indicate unevenly distributed data or a bias			/
Intended result not within the measuring range for the instrument			/
Was instrument maintenance performed on schedule?			/
Review of records indicate there was related instrument/test problems noted prior to or after the PT was performed			/
Any other analytical problem?			/

A response of "Yes" to any of these questions may indicate an analytical error. These types of errors could indicate a failure to follow recommended instrument maintenance and calibration.

<b>Specimen handling</b>	<b>Yes</b>	<b>No</b>	<b>N/A</b>
Survey specimens not reconstituted as indicated in the Kit Instructions			/
Survey specimens not stored as indicated in the Kit Instructions			/
Special instructions provided in the Kit Instructions not performed as indicated			/
Correct tests not performed on the correct vial of proficiency testing material			/
Survey specimen mix-up			/
Any other problem related to specimen handling?			/

A response of "Yes" to any of these questions may indicate a specimen handling error. These types of errors could indicate a failure to read the material provided with the Surveys materials.

<b>PT Material</b>	<b>Yes</b>	<b>No</b>	<b>N/A</b>
Late shipment			/
Hemolysed sample			/
Bacterial contamination			/
Perceived survey bias			/
Poor growth in culture			/
Unstable PT material			/
Matrix effect incompatible with method			/
No comparable peer group			/
Inappropriate peer group based on method reported on result form			/
Acceptable range too low			/
Any other problem?			/

A response of "Yes" to any of these questions may indicate a problem with the PT material. If a delay in receipt of material in the laboratory is an issue, ensure timely receipt of Surveys after arrival in the institution. If you believe your result was compared to an inappropriate peer group, verify the method reported on the result form. Contact PT provider for additional information if needed.

<b>Miscellaneous</b>	<b>Yes</b>	<b>No</b>	<b>N/A</b>
Was analysis performed by technically competent personnel? (Check technical competence records)			/
Were all patient reports satisfactory on day of run? (i.e. there were no patient complaints)			/
Were the results of rerun (where possible) the same?			/
Any other actions (please specify)			/

**SUMMARY REPORT**

**Root-cause analysis**

We calculate our result as per the given Unit for platelets.  
and RBCs we put the wrong value (Typing Error)

**Corrective Action proposed**

- 1. found the result Units are Not correct for platelets and we put the data of the the Unit correction and it's acceptable for Platelets.
- 2. for the RBCs we cross check the value before giving the results.

**Corrective Action taken (To be filled within 30 days of receipt of EQAS result)**

for the RBCs attaching the Treatment Data which is acceptable as per MHL Results.  
and for platelets we change the units.  
Sample 1 → 202  
2 → 37




**Evidence that problem is solved after corrective action (To be attached)**

Treatment Data is Attached.

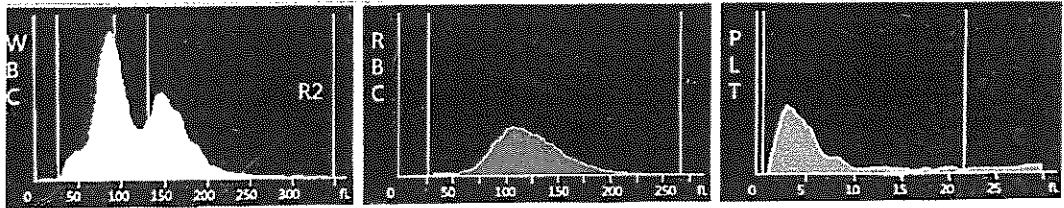
**Preventive Action (if any) proposed:**

**Conclusion and future plan if no evidence found:**

First Value Clearly by technician and the  
checked with manager the report result

Recorded by (Sign / Date)	
Reviewed by Lab/Medical Director (Sign / Date)	
Reviewed by Head – QA (Sign / Date)	

Name:	ID:HCBC SAMPLE 3					Group:General		
Age:	Gender:					Time:2023-05-10 09:18		
PARAM	RESULT	UNIT	PARAM	RESULT	UNIT	PARAM	RESULT	UNIT
WBC	L 1.3	10 <sup>9</sup> /L	RBC	L 1.03	10 <sup>12</sup> /L	PLT	L 37	10 <sup>9</sup> /L
YM%	36.3	%	HGB	L 2.5	g/dL	MPV	6.6	fL
MID%	H 25.2	%	HCT	L 11.3	%	PCT	L 0.02	%
IRAN%	L 38.5	%	MCV	H 110.2	fL	P_LCR	14.6	%
YM#	L 0.4	10 <sup>9</sup> /L	MCH	L 24.2	pg	P_LCC	L 5	10 <sup>9</sup> /L
MID#	0.3	10 <sup>9</sup> /L	MCHC	L 22.1	g/dL	PDW_SD	10.0	fL
IRAN#	L 0.6	10 <sup>9</sup> /L	RDW_CV	H 18.1	%	PDW_CV	17.8	%
			RDW_SD	53.1	fL			



Operator:admin    Next ID:23011269156    Printer Status:Printer Online    2023-05-24 12:16

Name:	ID:HCBC SAMPLE 4					Group:General		
Age:	Gender:					Time:2023-05-10 09:20		
PARAM	RESULT	UNIT	PARAM	RESULT	UNIT	PARAM	RESULT	UNIT
WBC	8.8	10 <sup>9</sup> /L	RBC	L 2.34	10 <sup>12</sup> /L	PLT	202	10 <sup>9</sup> /L
LYM%	L 11.7	%	HGB	L 7.5	g/dL	MPV	6.6	fL
MID%	H 20.9	%	HCT	L 31.0	%	PCT	0.13	%
GRAN%	67.4	%	MCV	H 132.5	fL	P_LCR	12.8	%
LYM#	1.0	10 <sup>9</sup> /L	MCH	32.0	pg	P_LCC	25	10 <sup>9</sup> /L
MID#	1.8	10 <sup>9</sup> /L	MCHC	L 24.1	g/dL	PDW_SD	10.0	fL
GRAN#	6.0	10 <sup>9</sup> /L	RDW_CV	H 16.9	%	PDW_CV	15.3	%
			RDW_SD	55.9	fL			

