



# RML- Quality Assurance Program (RML-QAP)



## BIO-CHEMISTRY-01

### ALL METHOD REPORT

Lab Code: 2724

Cycle - 12/2023

Round No - 4

Date: 29/04/2023

Parameters	Units	No.of. Participants	Robust Mean	Robust Standard deviation (SD)	Uncertainty of Assign Values	Range ( $\pm 2$ SD)	Your Value	Z Score
Albumin	g/dL	192	4.1	0.3	0.03	3.5-4.7	4.4	0.9
Alkaline Phosphatase	U/L	190	177.3	33.0	3.00	111.2-243.4	151	-0.8
Bilirubin Total	mg/dL	194	1.5	0.2	0.02	1.2-1.8	1.7	1.2
Calcium(Total)	mg/dL	176	8.9	0.6	0.06	7.6-10.1	9.7	1.4
Cholesterol (Total)	mg/dL	190	151.4	9.2	0.84	132.9-169.8	150	-0.1
Creatinine	mg/dL	194	1.5	0.2	0.01	1.2-1.8	1.7	1.3
Glucose	mg/dL	197	100.6	6.5	0.58	87.7-113.6	93	-1.2
HDL	mg/dL	179	47.2	7.4	0.69	32.5-62.0	41.6	-0.8
Potassium	mEq/L	164	4.0	0.1	0.01	3.8-4.3	4.0	-0.2
Protein (Total)	g/dl	190	5.8	0.5	0.04	4.9-6.8	6.3	1.0
Sodium	mEq/L	164	139.4	3.7	0.37	131.9-146.9	139	-0.1
SGPT/ALT	U/L	194	31.0	4.5	0.40	22.0-40.0	29	-0.4
SGOT/AST	U/L	194	30.6	3.3	0.30	24.0-37.3	25	-1.7
Triglyceride	mg/dL	188	98.9	7.4	0.67	84.1-113.7	92	-0.9
Urea	mg/dL	192	43.3	3.9	0.35	35.6-51.1	41	-0.6
Uric Acid	mg/dl	189	5.9	0.5	0.04	5.0-6.8	5.1	-1.6

#### Interpretation of Z Score :

Z Score Value(+/-)	$ Z  \leq 2.0$	$2.0 <  Z  < 3.0$	$ Z  \geq 3.0$
Interpretation	Satisfactory Performance No signal	Questionable Warning Signal	Unsatisfactory Performance action Signal

Legends	(*) Excluded From Group Mean	(.) Not Reported	(#)Late Result Submission	(\$)\$ Reported in other Unit
---------	------------------------------	------------------	---------------------------	-------------------------------

Chief Coordinator

Dr.Sanjay Mehrotra

Checked By

Prepared by: NT

Programme Director

Dr.Bandana Mehrotra

Page 1 of 7

Doc. No.: ASS / FR / QSA / R 01 / DL: 05.01.2022



Address: B-171, Nirala Nagar, Lucknow-226020. Ph.: 4034100, 4077180, Fax: (0522)2788555  
Email: rmlresearchfoundation@gmail.com Website: www.rmlpathology.com

Continuous Efforts And Execution Leads To Quality Excellence



# RML- Quality Assurance Program (RML-QAP)



## BIO-CHEMISTRY-01

### METHOD WISE REPORT

Cycle - 12/2023

Round No - 4

Date: 29/04/2023

Lab Code: 2724

Parameters	Units	Method Group	No.of. Participants	Robust Mean	Robust Standard deviation (SD)	Uncertainty of Assign Values	Range ( $\pm 2$ SD)	Your Value	Z Score
Albumin	g/dL	Bromocresal Green (BCG)	105	4.2	0.3	0.03	3.6-4.7	4.4	0.9
Alkaline Phosphatase	U/L	PNPP	107	174.8	31.2	3.76	112.5-237.1	151	-0.8
Bilirubin Total	mg/dL	Diazonium Ion	68	1.5	0.1	0.02	1.4-1.7	1.7	1.7
Calcium(Total)	mg/dL	Arsenazo iii	73	8.9	0.5	0.08	7.9-10.0	9.7	1.5
Cholesterol (Total)	mg/dL	Cholesterol Oxidase,esterase, peroxidase	108	150.4	5.9	0.71	138.6-162.1	150	-0.1
Creatinine	mg/dL	Alkaline Picrate	68	1.5	0.2	0.02	1.2-1.8	1.7	1.3
Glucose	mg/dL	Glucose oxidase,hydrogen peroxide(Trinder)	81	102.1	4.9	0.67	92.4-111.8	93	-1.9
HDL	mg/dL	Direct Measure	100	46.8	8.1	1.02	30.6-63.0	41.6	-0.6
Potassium	mEq/L	ISE Direct	88	4.1	0.1	0.01	3.9-4.3	4.0	-0.9
Protein (Total)	g/dl	Protein Biuret	106	5.8	0.4	0.05	5.0-6.7	6.3	1.1
Sodium	mEq/L	ISE Direct	83	139.8	3.2	0.44	133.3-146.2	139	-0.2
SGPT/ALT	U/L	UV with PSP	53	31.0	4.9	0.83	21.3-40.7	29	-0.4
SGOT/AST	U/L	UV with PSP	55	30.7	3.6	0.61	23.5-37.9	25	-1.6
Triglyceride	mg/dL	Enzymatic	107	99.9	6.3	0.76	87.3-112.5	92	-1.3
Urea	mg/dL	Urease	112	43.4	3.5	0.41	36.5-50.3	41	-0.7
Uric Acid	mg/dl	Uricase	113	5.9	0.4	0.04	5.2-6.6	5.1	-2.3

#### Interpretation of Z Score :

Z Score Value(+/-)	$ Z  \leq 2.0$	$2.0 <  Z  < 3.0$	$ Z  \geq 3.0$
Interpretation	Satisfactory Performance No signal	Questionable Warning Signal	Unsatisfactory Performance action Signal

Legends	(*) Excluded From Group Mean	{ } Not Reported	(#)Late Result Submission	(S)Reported in other Unit
---------	------------------------------	------------------	---------------------------	---------------------------

Chief Coordinator

Programme Director

Dr.Sanjay Mehrotra

Dr.Bandana Mehrotra

Checked By:

Prepared by:

Page 2 of 7

Doc. No.: ASSY FR / 03A / R 01 / Dt.: 05.01.2022



Address: B-171, Nirala Nagar, Lucknow-226020. Ph.: 4034100, 4077180, Fax: (0522)2788555  
Email: rmlresearchfoundation@gmail.com Website: www.rmlpathology.com

Continuous Efforts And Execution Leads To Quality Excellence



# RML- Quality Assurance Program (RML-QAP)



## BIO-CHEMISTRY-01

### METHOD WISE REPORT-PART-02

Cycle - 12/2023

Round No - 4

Date: 29/04/2023

Lab Code: 2724

Note: Your Lab is not the part of this method group

Parameters	Units	Method Group	No.of. Participants	Robust Mean	Robust Standard deviation (SD)	Uncertainty of Assign Values	Range ( $\pm 2$ SD)	Your Value	Z Score
Creatinine	mg/dL	Enzymatic	44	1.5	0.2	0.03	1.2-1.8	-	-
Glucose	mg/dL	Hexokinase	35	101.6	3.6	0.76	94.4-108.9	-	-
SGPT/ALT	U/L	UV without PSP	57	31.1	5.2	0.86	20.8-41.5	-	-
SGOT/AST	U/L	UV without PSP	57	30.7	3.7	0.61	23.3-38.1	-	-

#### Interpretation of Z Score :

Z Score Value(+/-)	$ Z  \leq 2.0$	$2.0 <  Z  < 3.0$	$ Z  \geq 3.0$
Interpretation	Satisfactory Performance No signal	Questionable Warning Signal	Unsatisfactory Performance action Signal

Legends	(*) Excluded From Group Mean	{ } Not Reported	(#) Late Result Submission	(\$) Reported in other Unit
---------	------------------------------	------------------	----------------------------	-----------------------------

Chief Coordinator

Dr. Sanjay Mehrotra

Checked By

Prepared by: NT

Programme Director

Dr. Bandana Mehrotra

Page 3 of 7

Doc. No.: ASS / FR / 03 B / R 01 / Dt.: 05.01.2022



Address: B-171, Nirala Nagar, Lucknow-226020. Ph.: 4034100, 4077180, Fax: (0522)2788555  
Email: rmlresearchfoundation@gmail.com Website: www.rmlpathology.com

Continuous Efforts And Execution Leads To Quality Excellence



Scanned with OKEN Scanner

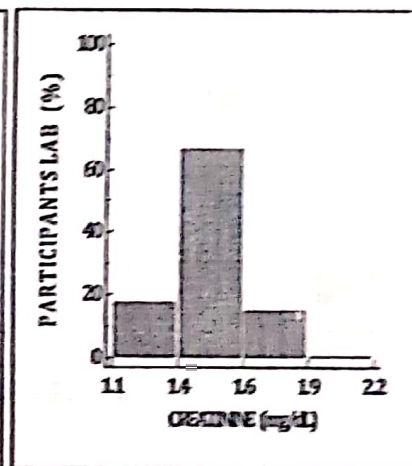
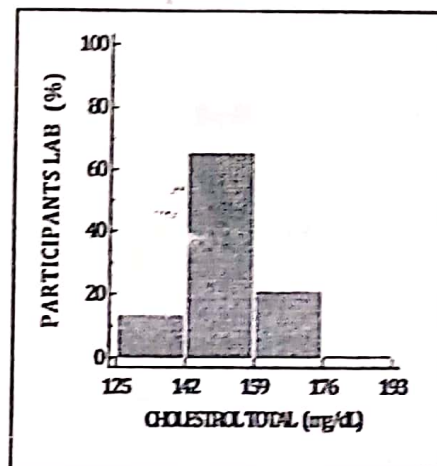
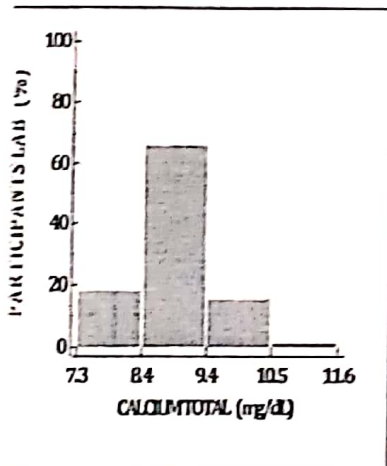
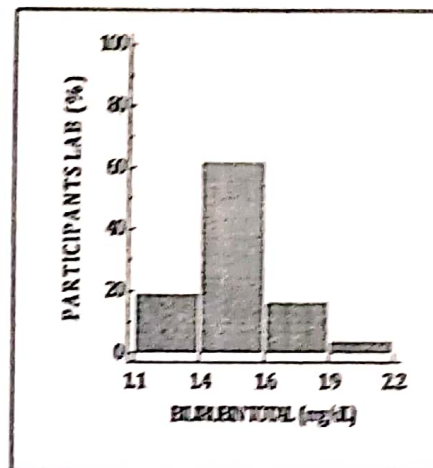
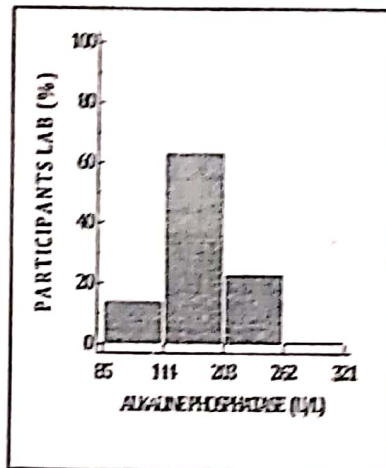
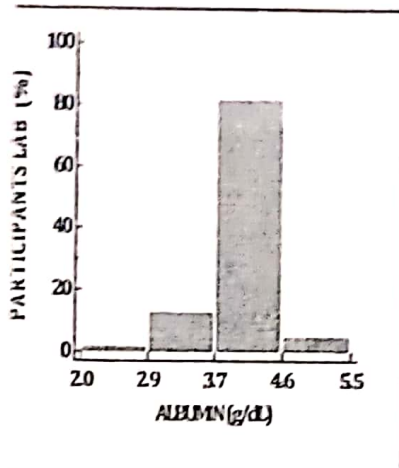


BIO-CHEMISTRY-01

GRAPHICAL REPORT

Cycle - 12/2023  
Round-4

Date: 29/04/2023



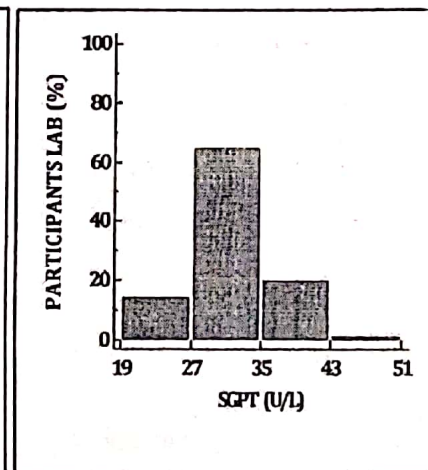
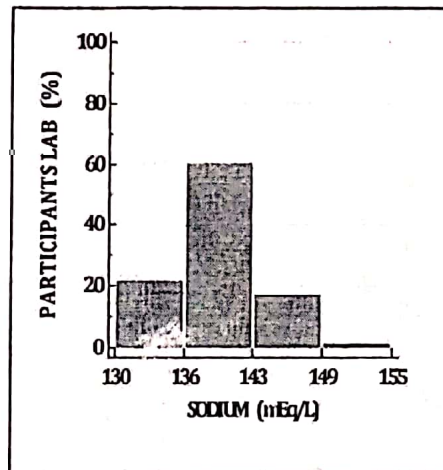
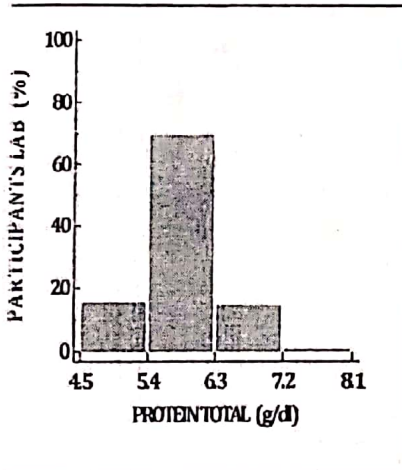
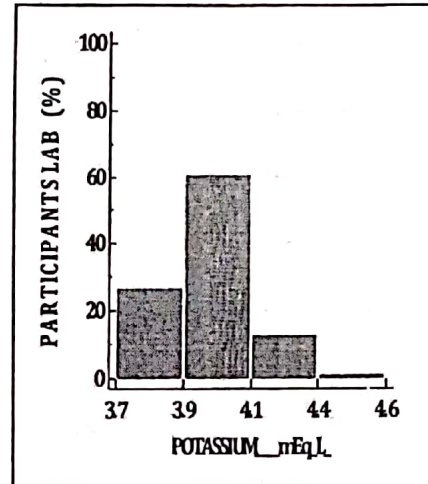
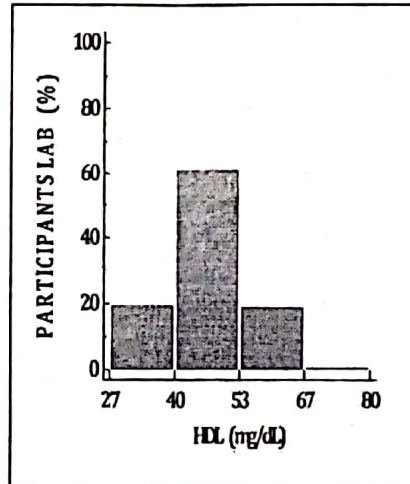
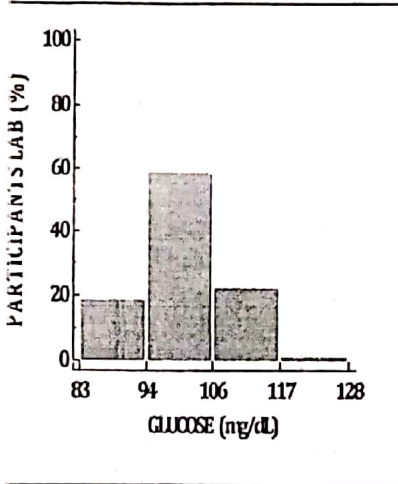


BIO-CHEMISTRY-01

GRAPHICAL REPORT

Cycle - 12/2023  
Round-4

Date: 29/04/2023



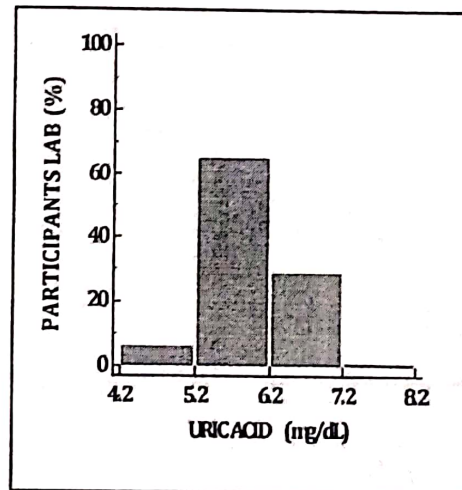
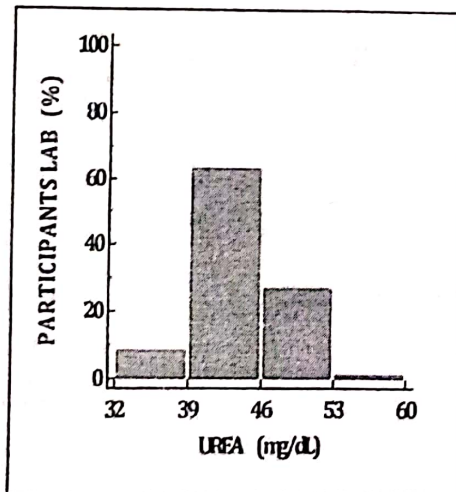
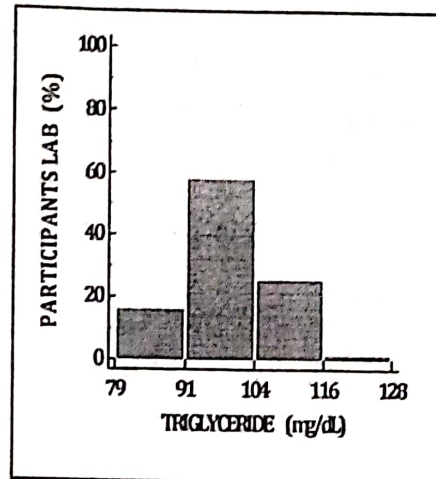
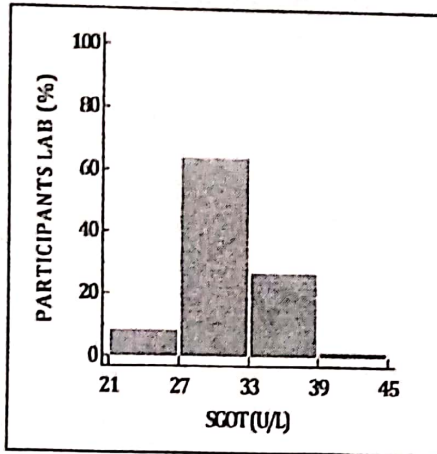


BIO-CHEMISTRY-01

GRAPHICAL REPORT

Cycle - 12/2023  
Round-4

Date: 29/04/2023





## Basic Biochemistry-01

### ALL PARTICIPANTS COMPLETE DATA REPORT

Cycle - 12/2023

Round No -04

Date: 29/04/2023

**Note:-** This report is only for information about the participants performance in the particular round

Parameters	Total No. of Participants	No. of Responses	No of Participant Excluded from Robust Group Mean	No. of Participants Z Score b/w 0.0 - 2	No. of Participants Z Score b/w 2.1 - 2.9	No. of Participants Z Score >3
Albumin	241	192	7	175	10	7
Alkaline Phosphatase	241	190	18	165	7	18
Bilirubin Total	241	194	14	168	12	14
Calcium(Total)	241	176	18	148	10	18
Cholesterol (Total)	241	190	22	159	9	22
Creatinine	241	194	13	176	5	13
Glucose	241	197	14	172	11	14
HDL	241	179	4	169	6	4
Potassium	241	164	25	122	17	25
Protien (Total)	241	190	10	167	13	10
Sodium	241	164	12	144	8	12
SGPT/ALT	241	194	13	172	9	13
SGOT/AST	241	194	26	158	10	26
Triglyceride	241	188	16	162	10	16
Urea	241	193	14	167	12	14
Uric Acid	241	190	11	166	13	11

**\*\*End of Report\*\***

Page 7 of 7

Doc. No.: ASS / FR / 01 / R 00 / Dt.: 01.07.2012



Address: B-171, Nirala Nagar, Lucknow-226020. Ph.: 4034100, 4077180, Fax: (0522)2788555  
Email: rmlresearchfoundation@gmail.com Website: www.rmlpathology.com

Continuous Efforts And Execution Leads To Quality Excellence