



# RML – Quality Assurance Program (RML – QAP)



## Urine Routine Analysis

### ALL METHOD REPORT

Lab Code: 2724

Cycle - 12/2023  
Round No -04

Date: 29/04/2023

Parameters	Units	No.of. Participants	Consensus		Consensus Result	Your Value	Remark
			Number	%			
Specific Gravity	-	313	245	78%	1.010.1.020	1.010	Within Consensus
pH	-	312	223	71%	7.0	7.0	Within Consensus
Leukocytes	/µl	306	228	75%	2+ - 3+	2+	Within Consensus
Nitrite	-	297	275	93%	Positive	Positive	Within Consensus
Protein	mg/dl	312	233	75%	2+ - 3+	3+	Within Consensus
Glucose	mg/dl	313	237	76%	3+ - 4+	3+	Within Consensus
Ketones	-	312	202	65%	1+ - 2+	1+	Within Consensus
Urobilinogen	mg/dl	307	220	72%	2+ - 3+	3+	Within Consensus
Bilirubin	mg/dl	307	244	79%	3+	3+	Within Consensus
Blood (Hemoglobin)	/µl	310	235	76%	3+ - 4+	3+	Within Consensus

Legends	≥ 60% Consensus	(*) Outside Consensus	(@) No Consensus	(.) Not Reported	(#) Late Result Submission
---------	-----------------	-----------------------	------------------	------------------	----------------------------

Chief Coordinator

Dr. Sanjay Mehrotra

Checked By


Prepared By: S.S

Programme Director

Dr. Bandana Mehrotra

Page 1 of 4

Doc No: ASS-FR/10/R 01/DL/05.01.2022



Address: B-171, Nirala Nagar, Lucknow - 226 020. Ph. : 403-1100-130 (30 Lines), 4077180, 2788-444 Fax : (0522)2788555

Email: rmlresearchfoundation@gmail.com Website: www.rmlpathology.com

Continuous Efforts And Execution Leads To Quality Excellence



Scanned with OKEN Scanner

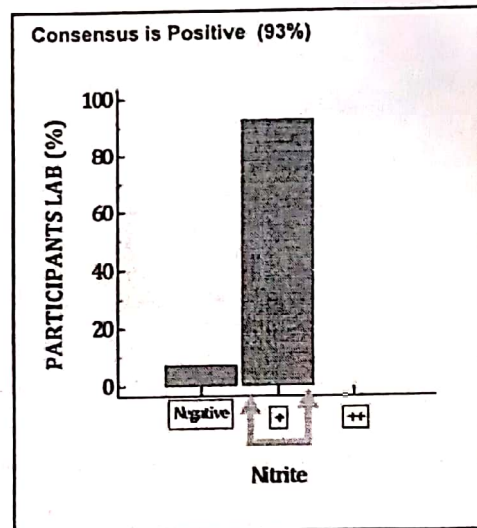
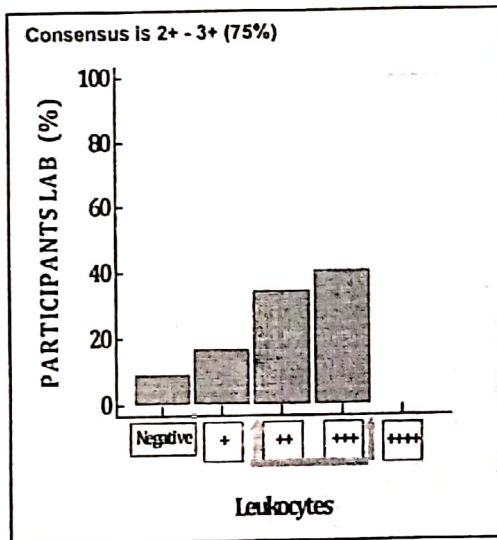
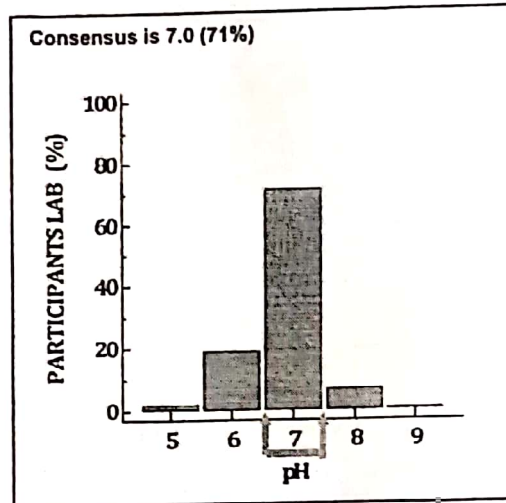
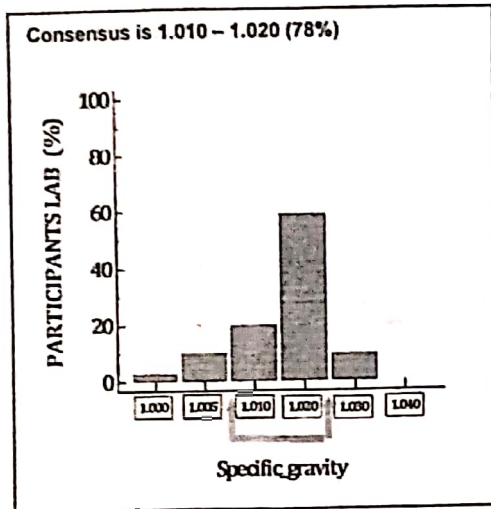


## URINE ROUTINE ANALYSIS

### GRAPHICAL REPORT

Cycle - 12/2023  
Round-4

Date:29/04/2023



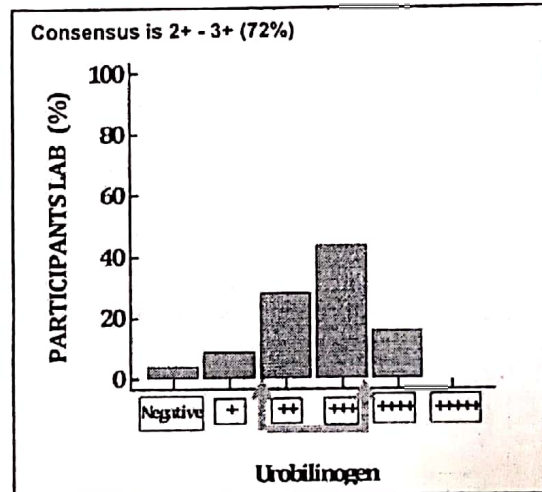
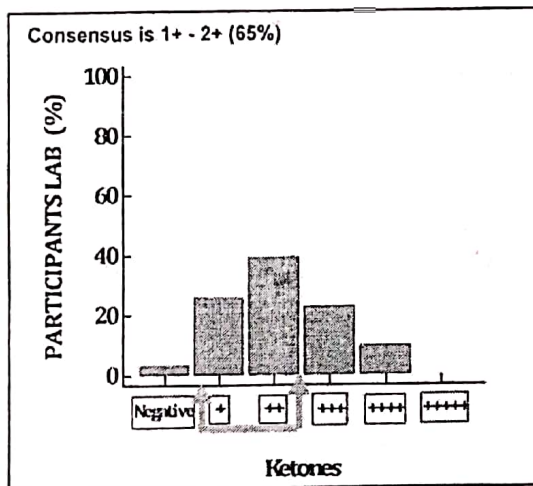
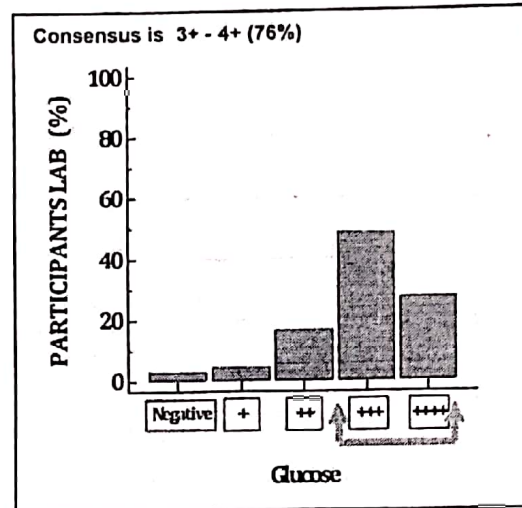
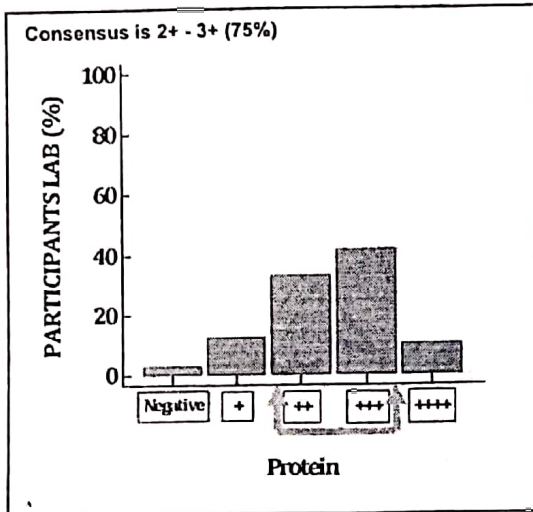


## URINE ROUTINE ANALYSIS

### GRAPHICAL REPORT

Cycle - 12/2023  
Round-4

Date:29/04/2023





## URINE ROUTINE ANALYSIS

### GRAPHICAL REPORT

Cycle - 12/2023  
Round-4

Date:29/04/2023

