



PC 1001

# RML- Quality Assurance Program (RML-QAP)



## BIO-CHEMISTRY-01

### ALL METHOD REPORT

Cycle - 12/2023

Round No - 5

Date: 31/05/2023

Lab Code: 3000

Parameters	Units	No.of Participants	Robust Mean	Robust Standard deviation (SD)	Uncertainty of Assign Values	Range ( $\pm 2$ SD)	Your Value	Z Score
Albumin	g/dL	212	4.1	0.3	0.03	3.6-4.7	4.3	0.7
Alkaline Phosphatase	U/L	201	181.4	33.4	2.94	114.6-248.2	220	1.2
Bilirubin Total	mg/dL	214	1.5	0.2	0.02	1.1-1.8	1.4	-0.5
Calcium(Total)	mg/dL	192	8.8	0.6	0.06	7.5-10.0	*12.1	5.4
Cholesterol (Total)	mg/dL	206	148.9	7.3	0.64	134.2-163.5	155	0.8
Creatinine	mg/dL	216	1.5	0.2	0.02	1.1-1.8	1.6	0.5
Glucose	mg/dL	218	100.4	5.5	0.47	89.5-111.4	*119	3.4
HDL	mg/dL	193	47.6	7.7	0.69	32.2-62.9	35.1	-1.6
Potassium	mEq/L	172	4.1	0.1	0.01	3.8-4.3	4.2	1.0
Protein (Total)	g/dl	210	5.8	0.5	0.04	4.9-6.7	6.3	1.0
Sodium	mEq/L	172	139.2	4.4	0.42	130.5-148.0	147	1.8
SGPT/ALT	U/L	214	30.8	4.0	0.34	22.8-38.7	33	0.6
SGOT/AST	U/L	214	30.5	3.7	0.32	23.2-37.8	39	2.3
Triglyceride	mg/dL	205	99.0	7.5	0.65	84.0-114.1	101	0.3
Urea	mg/dL	215	43.4	3.7	0.32	36.0-50.7	41	-0.6
Uric Acid	mg/dl	207	5.9	0.5	0.04	4.9-6.9	*3.9	-4.0

### Interpretation of Z Score

Z Score Value(+/-)	$[Z] \leq 2.0$	$2.0 < [Z] < 3.0$	$[Z] \geq 3.0$
Interpretation	Satisfactory Performance No signal	Questionable Warning Signal	Unsatisfactory Performance action Signal

Legends	(*) Excluded From Group Mean	{,} Not Reported	(#)Late Result Submission	(\$)Reported in other Unit
---------	------------------------------	------------------	---------------------------	----------------------------

Chief Coordinator

Dr.Sanjay Mehrotra

Checked By:

Prepared by: SKK

Programme Director

Dr.Bandana Mehrotra

Page 1 of 7

Doc. No.: ASS / FR / 03A / R 01 / Dt.: 05.01.2022



Address: B-171, Nirala Nagar, Lucknow-226020. Ph.: 4034100, 4077180, Fax: (0522)2788555  
 Email: rmlresearchfoundation@gmail.com Website: www.rmlpathology.com



# RML- Quality Assurance Program (RML-QAP)



## BIO-CHEMISTRY-01

### METHOD WISE REPORT

Lab Code: 3000

Cycle - 12/2023

Round No - 5

Date: 31/05/2023

Note: Your lab is not the part of method group

Parameters	Units	Method Group	No. of Participants	Robust Mean	Robust Standard deviation (SD)	Uncertainty of Assign Values	Range ( $\pm 2$ SD)	Your Value	Z Score
Albumin	g/dL	Bromcresal Green (BCG)	111	4.1	0.3	0.04	3.6-4.7	-	-
Alkaline Phosphatase	U/L	PNPP	111	178.0	31.8	3.77	114.4-241.6	-	-
Bilirubin Total	mg/dL	Diazonium Ion	73	1.5	0.2	0.03	1.2-1.8	-	-
Calcium(Total)	mg/dL	Arsenazo iii	81	8.9	0.6	0.08	7.6-10.1	-	-
Cholesterol (Total)	mg/dL	Cholesterol Oxidase,esterase, peroxidase	115	148.2	6.5	0.76	135.2-161.2	-	-
Creatinine	mg/dL	Alkaline Picrate	76	1.5	0.2	0.03	1.1-1.9	-	-
Glucose	mg/dL	Glucose oxidase,hydrogen peroxide(Trinder)	88	100.7	4.9	0.65	90.9-110.4	-	-
HDL	mg/dL	Direct Measure	104	48.1	7.2	0.88	33.6-62.5	-	-
Potassium	mEq/L	ISE Direct	88	4.1	0.1	0.01	3.9-4.3	-	-
Protein (Total)	g/dl	Protein Biuret	114	5.8	0.5	0.06	4.9-6.7	-	-
Sodium	mEq/L	ISE Direct	84	139.3	3.4	0.46	132.4-146.2	-	-
SGPT/ALT	U/L	UV with P5P	60	31.2	4.0	0.65	23.3-39.1	-	-
SGOT/AST	U/L	UV with P5P	62	31.0	3.5	0.56	24.1-37.9	-	-
Triglyceride	mg/dL	Enzymatic	115	99.1	7.0	0.82	85.2-113.1	-	-
Urea	mg/dL	Urease	119	43.5	3.1	0.36	37.4-49.7	-	-
Uric Acid	mg/dl	Uricase	120	5.9	0.4	0.05	5.0-6.8	-	-

### Interpretation of Z Score :

Z Score Value(+/-)	$[Z] \leq 2.0$	$2.0 < [Z] < 3.0$	$[Z] \geq 3.0$
Interpretation	Satisfactory Performance No signal	Questionable Warning Signal	Unsatisfactory Performance action Signal

Legends	(*) Excluded From Group Mean	{,} Not Reported	(#)Late Result Submission	(\$)Reported in other Unit
---------	------------------------------	------------------	---------------------------	----------------------------

Chief Coordinator

Programme Director

Dr. Sanjay Mehrotra

Dr. Bandana Mehrotra

Checked By:

Page 2 of 7

Prepared by: SHK

Doc. No.: ASS / FR / 03A / R 01 / Dt.: 05.01.2022



Address: B-171, Nirala Nagar, Lucknow-226020. Ph.: 4034100, 4077180, Fax: (0522)2788555  
Email: rmlresearchfoundation@gmail.com Website: www.rmlpathology.com



## BIO-CHEMISTRY-01

### METHOD WISE REPORT-PART-02

Cycle - 12/2023

Round No - 5

Date: 31/05/2023

Lab Code: 3000

Note: Your Lab is not the part of this method group

Parameters	Units	Method Group	No. of Participants	Robust Mean	Robust Standard deviation (SD)	Uncertainty of Assign Values	Range ( $\pm 2$ SD)	Your Value	Z Score
Creatinine	mg/dL	Enzymatic	43	1.4	0.1	0.02	1.2-1.6	-	-
Glucose	mg/dL	Hexokinase	34	101.1	4.0	0.86	93.1-109.0	-	-
HDL	mg/dL	Direct Measure, Immunoinhibition	21	45.6	11.9	3.25	21.8-69.4	-	-
SGPT/ALT	U/L	UV without P5P	59	30.9	4.4	0.72	22.0-39.8	-	-
SGOT/AST	U/L	UV without P5P	59	29.7	3.5	0.57	22.7-36.8	-	-
Urea	mg/dL	Urease, UV	56	43.5	2.6	0.43	38.3-48.7	-	-

#### Interpretation of Z Score :

Z Score Value(+/-)	$[Z] \leq 2.0$	$2.0 < [Z] < 3.0$	$[Z] \geq 3.0$
Interpretation	Satisfactory Performance No signal	Questionable Warning Signal	Unsatisfactory Performance action Signal

Legends	(*) Excluded From Group Mean	(.) Not Reported	(#)Late Result Submission	(\$)Reported in other Unit
---------	------------------------------	------------------	---------------------------	----------------------------

Chief Coordinator

Dr.Sanjay Mehrotra

Checked By:

Prepared by: SHK

Programme Director

Dr.Bandana Mehrotra

Page 3 of 7

Doc. No.: ASS / FR / 03 B / R 01 / Dt.: 05.01.2022



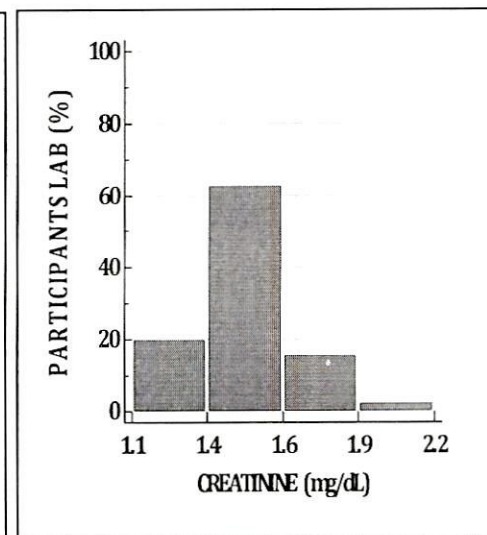
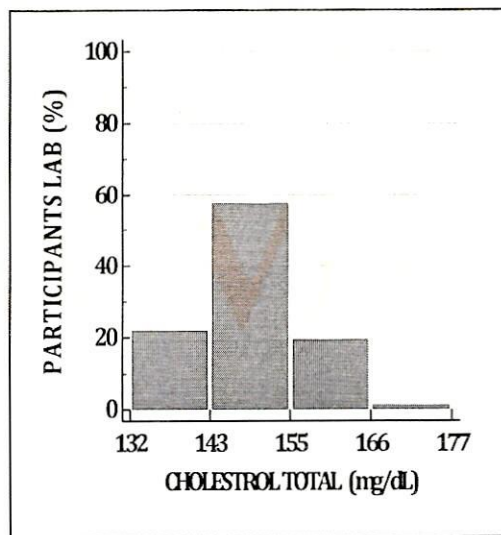
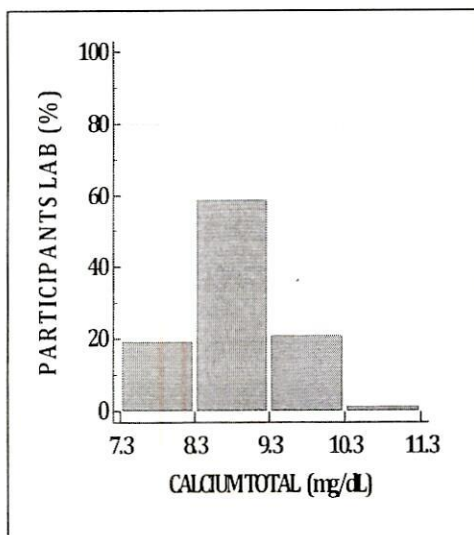
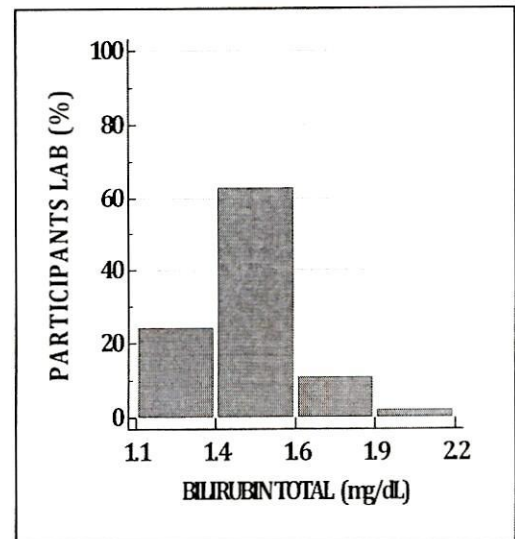
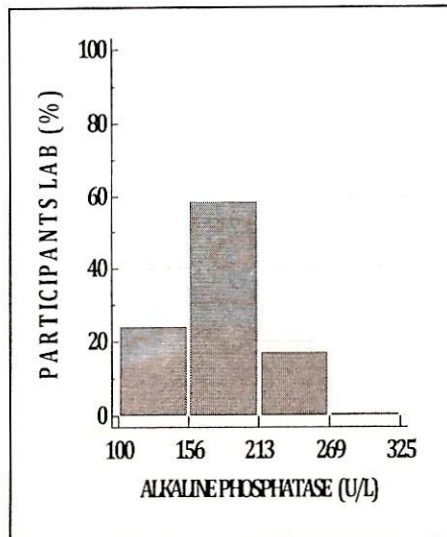
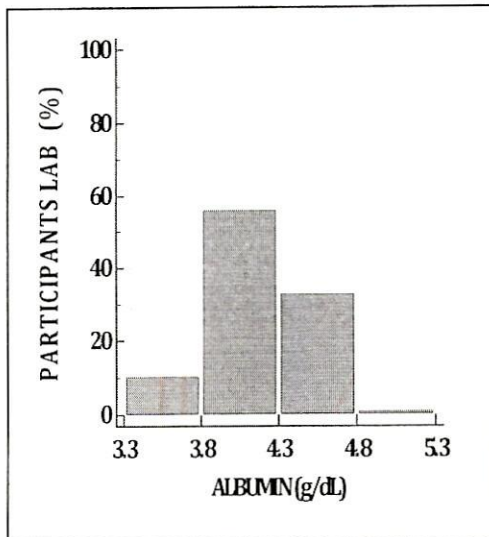


## BIO-CHEMISTRY-01

### GRAPHICAL REPORT

Cycle - 12/2023  
Round- 5

Date: 31/05/2023



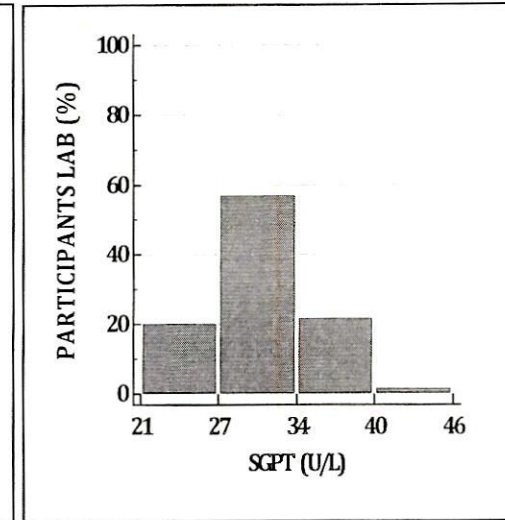
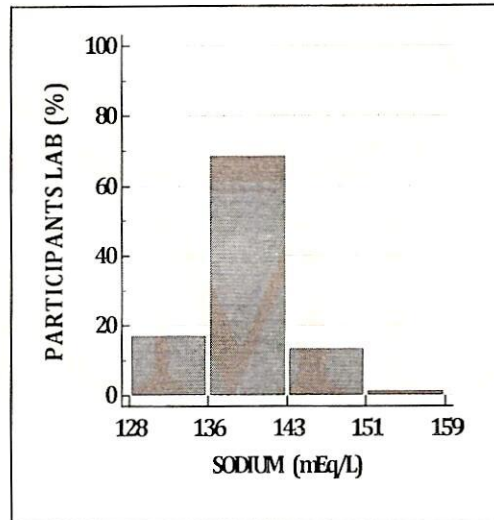
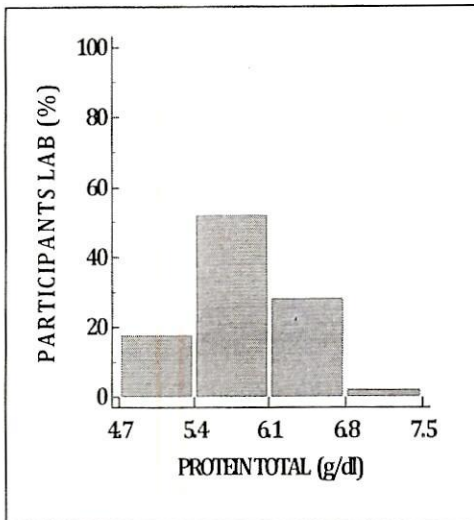
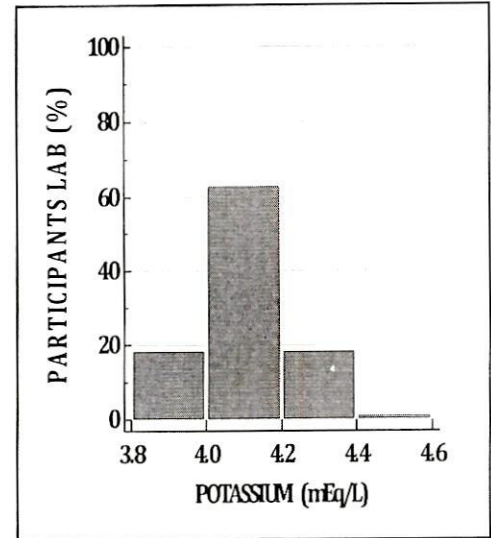
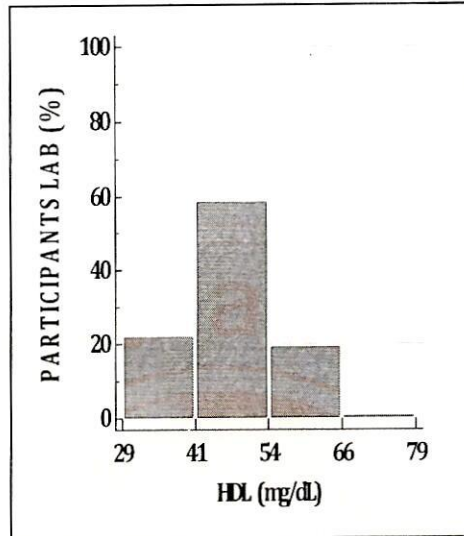
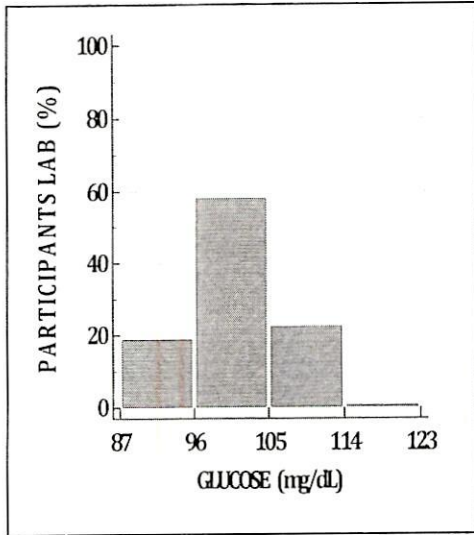


BIO-CHEMISTRY-01

GRAPHICAL REPORT

Cycle - 12/2023  
Round- 5

Date: 31/05/2023

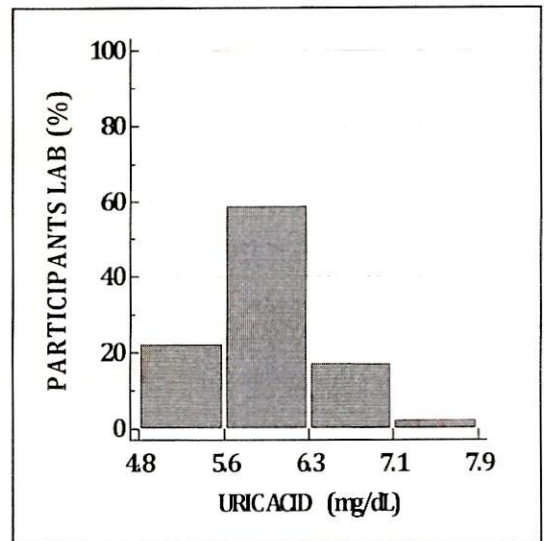
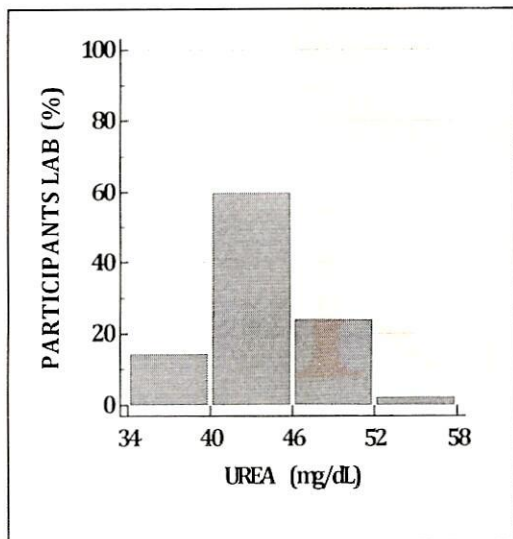
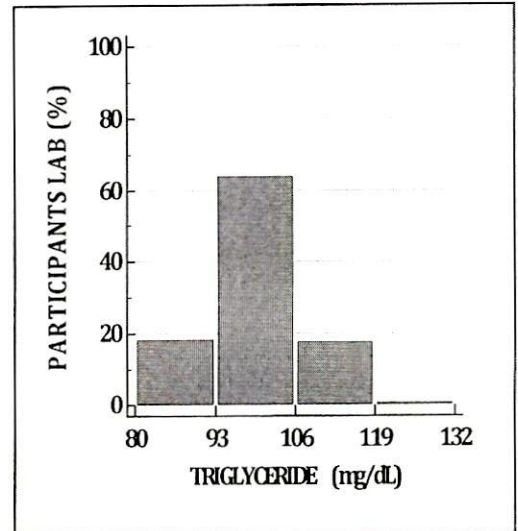
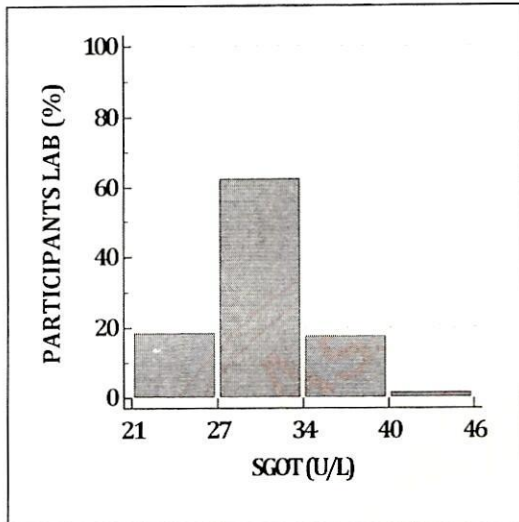


BIO-CHEMISTRY-01

GRAPHICAL REPORT

Cycle - 12/2023  
Round- 5

Date: 31/05/2023





## Basic Biochemistry-01

ALL PARTICIPANTS COMPLETE DATA REPORT

Cycle - 12/2023

Round No -05

Date: 31/05/2023

**Note:-** This report is only for information about the participants performance in the particular round

Parameters	Total No. of Participants	No. of Responses	No of Participant Excluded from Robust Group Mean	No. of Participants Z Score b/w 0.0 - 2	No. of Participants Z Score b/w 2.1 - 2.9	No. of Participants Z Score >3
Albumin	258	212	15	190	7	15
Alkaline Phosphatase	258	201	9	177	15	9
Bilirubin Total	258	214	17	193	4	17
Calcium(Total)	258	192	16	162	14	16
Cholesterol (Total)	258	206	33	155	18	33
Creatinine	258	216	7	201	8	7
Glucose	258	218	26	181	11	26
HDL	258	193	10	173	10	10
Potassium	258	172	40	132	0	40
Protien (Total)	258	210	11	190	9	11
Sodium	258	172	8	151	13	8
SGPT/ALT	258	214	14	184	16	14
SGOT/AST	258	214	23	178	13	23
Triglyceride	258	205	20	173	12	20
Urea	258	215	17	185	13	17
Uric Acid	258	207	11	179	17	11

**\*\*End of Report\*\***

Page 7 of 7

Doc. No.: ASS / FR / 01 / R 00 / Dt.: 01.07.2012



Address: B-171, Nirala Nagar, Lucknow-226020. Ph.: 4034100, 4077180, Fax: (0522)2788555  
Email: rmlresearchfoundation@gmail.com Website: www.rmlpathology.com