

# CHRISTIAN MEDICAL COLLEGE

DEPARTMENT OF CLINICAL BIOCHEMISTRY

CMC EXTERNAL QUALITY ASSURANCE SCHEME

MONTHLY SUMMARY REPORT - JANUARY 2023



PC-1024

Lab Name **SHIFA HOSPITAL** Lab No **14938**  
 Constituent Group **Chemistry I** Date of Result Entered : **20/01/2023**  
 PT item **Lyophilized human serum based** Date of Report Published : **09/02/2023**

Sl.No	Analyte	Method / Principle Name	Analyzer Name	No of Participants	DV	Participants		Your Value	SDI	U
						CV	SD			
1	GLUCOSE	GOD-POD	Agape	163	177.82	4.74	8.42	182 mg/dL	0.50	1.32
2	UREA	Urease UV / GLDH	Agape	188	31.30	8.45	2.64	32 mg/dL	0.26	0.39
3	CREATININE	Jaffes Kinetic - Alkaline picrate	Agape	105	1.40	8.84	0.12	1.5 mg/dL	0.81	0.02
4	T.BILIRUBIN	Diazonium salt ( Colorimetric ) / Jendrassik	Agape	156	3.21	9.61	0.31	3.86 mg/dL	2.11	0.05
5	T-PROTEIN	Biuret - Colorimetric	Agape	184	5.38	6.33	0.34	5.1 g/dL	-0.82	0.05
6	ALBUMIN	BCG - colorimetric	Agape	179	3.49	4.98	0.17	3.25 g/dL	-1.38	0.03
7	CALCIUM	Arsenazo III	Agape	141	9.71	5.02	0.49	10.3 mg/dL	1.21	0.08
8	PHOSPHORUS	Molybdate UV / Phosphomolybdate complex	Agape	93	6.17	5.39	0.33	6.3 mg/dL	0.39	0.07
9	URIC ACID	Enzymatic / Uricase Colorimetric	Agape	191	4.52	9.40	0.42	3.8 mg/dL	-1.69	0.06
10	CHOLESTEROL	CHOD-PAP	Agape	197	106.07	6.43	6.82	103 mg/dL	-0.45	0.97
11	TRIGLYCERIDE	GPO-PAP / Enzymatic Colorimetric / End Point	Agape	187	103.78	6.80	7.06	100 mg/dL	-0.54	1.03
12	HDL	Direct method / Enzymatic colorimetric	Agape	162	25.79	9.23	2.38	40.8 mg/dL	6.31	0.37
13	SODIUM	ISE - Direct	Any Analyser (Automation / Semi Automation )	969	132.67	2.93	3.88	133 mmol/L	0.08	0.25
14	POTASSIUM	ISE - Direct	Any Analyser (Automation / Semi Automation )	997	3.42	5.15	0.18	3.3 mmol/L	-0.68	0.01
15	CHLORIDE	ISE - Direct	Any Analyser (Automation / Semi Automation )	809	97.51	4.13	4.03	103 mmol/L	1.36	0.28
16	AST	UV kinetic(with & without PLP (P-5-P))	Agape	182	48.99	9.47	4.64	48.7 U/L	-0.06	0.69
17	ALT	UV kinetic(with & without PLP (P-5-P))	Agape	170	63.25	14.09	8.91	69 U/L	0.65	1.37
18	ALP	PNP DEA kinetic	Any Analyser (Automation / Semi Automation )	273	134.63	19.06	25.66	164 U/L	1.14	3.11
19	AMYLASE	CNPG3	Agape	83	34.27	17.61	6.04	32.7 U/L	-0.26	1.32

SDI Range	Interpretation
Within -1.00 to +1.00	Excellent.
Within ±1.01 to ±2.00	Good.
Within ±2.01 to ±2.99	Accept with caution. Warning Signal.
Beyond ±3.0	Unacceptable performance. Action Signal.

LAB ADDRESS :


SHIFA HOSPITAL  
MANAGED BY SIMPLE MEDICAL SOLUTIONS PVT LTD, 59, PATTUKOTTAI ROAD  
ADIRAMPATTINAM  
TAMILNADU614701

Coordinator Contact Details:  
Email: [clinqc@cmcvellore.ac.in](mailto:clinqc@cmcvellore.ac.in)  
Contact Number: 0416-2283102

*Pamela Christudoss*

Dr. Pamela Christudoss  
CMC EQAS Coordinator  
Christian Medical College, Vellore

Homogeneity and Stability of the sample is passed.  
Data in CMC EQAS reports is confidential  
CMC EQAS does not sub contract any components  
\*\*\*\*\* End of Report \*\*\*\*\*



# CHRISTIAN MEDICAL COLLEGE

DEPARTMENT OF CLINICAL BIOCHEMISTRY  
CMC EXTERNAL QUALITY ASSURANCE SCHEME  
MONTHLY SUMMARY REPORT - JANUARY 2023



Lab Name **SHIFA HOSPITAL** Lab No **14938**  
Constituent Group **HbA1c** Date of Result Entered : **20/01/2023**  
PT item **Lyophilized human whole blood based** Date of Report Published : **09/02/2023**

Sl.No	Analyte	Method / Principle Name	Analyzer Name	No of Participants	DV	Participants		Your Value	SDI	U
						CV	SD			
1	HbA1c	OTHERS ( Any Other Principles / Methods )	Any Analyser (Automation / Semi Automation )	262	6.17	9.74	0.60	6.58 %	0.68	0.07

SDI Range	Interpretation
Within -1.00 to +1.00	Excellent.
Within $\pm 1.01$ to $\pm 2.00$	Good.
Within $\pm 2.01$ to $\pm 2.99$	Accept with caution. Warning Signal.
Beyond $\pm 3.0$	Unacceptable performance. Action Signal.

**LAB ADDRESS :**

**SHIFA HOSPITAL**  
**MANAGED BY SIMPLE MEDICAL SOLUTIONS PVT LTD, 59, PATTUKOTTAI ROAD**  
**ADIRAMPATTINAM**  
**TAMILNADU614701**

Coordinator Contact Details:  
Email: [clinqc@cmcvellore.ac.in](mailto:clinqc@cmcvellore.ac.in)  
Contact Number: 0416-2283102


*Pamela Christudoss*  
Dr. Pamela Christudoss  
CMC EQAS Coordinator  
Christian Medical College, Vellore

Homogeneity and Stability of the sample is passed.

Data in CMC EQAS reports is confidential

CMC EQAS does not sub contract any components

\*\*\*\*\* End of Report \*\*\*\*\*



# CHRISTIAN MEDICAL COLLEGE

DEPARTMENT OF CLINICAL BIOCHEMISTRY

CMC EXTERNAL QUALITY ASSURANCE SCHEME

MONTHLY SUMMARY REPORT - FEBRUARY 2023



PC-1024

Lab Name **SHIFA HOSPITAL**

Lab No **14938**

Constituent Group **Chemistry I**

Date of Result Entered : **22/02/2023**

PT item **Lyophilized human serum based**

Date of Report Published : **08/03/2023**

Sl.No	Analyte	Method / Principle Name	Analyzer Name	No of Participants	DV	Participants		Your Value	SDI	U
						CV	SD			
1	GLUCOSE	GOD-POD	Agape	187	121.28	5.94	7.20	130.1 mg/dL	1.22	1.05
2	UREA	Urease UV / GLDH	Agape	209	128.72	7.50	9.66	149.27 mg/dL	2.13	1.34
3	CREATININE	Jaffes Kinetic - Alkaline picrate	Agape	105	4.46	8.26	0.37	5.17 mg/dL	1.93	0.07
4	T.BILIRUBIN	Diazonium salt ( Colorimetric ) / Jendrassik	Agape	161	1.45	12.86	0.19	1.67 mg/dL	1.18	0.03
5	T-PROTEIN	Biuret - Colorimetric	Agape	203	4.62	6.82	0.32	4.96 g/dL	1.08	0.04
6	ALBUMIN	BCG - colorimetric	Agape	195	3.14	6.59	0.21	3.09 g/dL	-0.24	0.03
7	CALCIUM	Arsenazo III	Agape	152	10.84	5.96	0.65	12.14 mg/dL	2.01	0.10
8	PHOSPHORUS	Molybdate UV / Phosphomolybdate complex	Agape	106	4.13	5.85	0.24	4.3 mg/dL	0.70	0.05
9	URIC ACID	Enzymatic / Uricase Colorimetric	Agape	210	7.31	7.47	0.55	7.3 mg/dL	-0.02	0.08
10	CHOLESTEROL	CHOD-PAP	Agape	220	92.59	8.46	7.83	99.8 mg/dL	0.92	1.06
11	TRIGLYCERIDE	GPO-PAP / Enzymatic Colorimetric / End Point	Agape	207	82.77	9.23	7.64	92.5 mg/dL	1.27	1.06
12	HDL	Direct method / Enzymatic colorimetric	Agape	156	22.46	10.65	2.39	28 mg/dL	2.32	0.38
13	SODIUM	ISE - Direct	Any Analyser (Automation / Semi Automation )	1147	120.46	4.12	4.96	125 mmol/L	0.91	0.29
14	POTASSIUM	ISE - Direct	Any Analyser (Automation / Semi Automation )	1129	5.00	5.46	0.27	5.4 mmol/L	1.47	0.02
15	CHLORIDE	ISE - Direct	Any Analyser (Automation / Semi Automation )	921	92.85	4.47	4.15	100 mmol/L	1.72	0.27
16	AST	UV kinetic(with & without PLP (P-5-P))	Agape	190	198.94	8.49	16.89	219.9 U/L	1.24	2.45
17	ALT	UV kinetic(with & without PLP (P-5-P))	Agape	186	51.58	16.41	8.46	59 U/L	0.88	1.24
18	ALP	PNP DEA kinetic	Any Analyser (Automation / Semi Automation )	338	250.37	15.97	39.99	314.24 U/L	1.6	4.35
19	AMYLASE	CNPG3	Agape	100	67.88	13.76	9.34	73 U/L	0.55	1.87

SDI Range	Interpretation
Within -1.00 to +1.00	Excellent.
Within $\pm 1.01$ to $\pm 2.00$	Good.
Within $\pm 2.01$ to $\pm 2.99$	Accept with caution. Warning Signal.
Beyond $\pm 3.0$	Unacceptable performance. Action Signal.

LAB ADDRESS :  
SHIFA HOSPITAL  
MANAGED BY SIMPLE MEDICAL SOLUTIONS PVT LTD, 59, PATTUKOTTAI ROAD  
ADIRAMPATTINAM  
TAMILNADU614701

Coordinator Contact Details:  
Email: [clinqc@cmcvellore.ac.in](mailto:clinqc@cmcvellore.ac.in)  
Contact Number: 0416-2283102

*Pamela Christudoss*


Dr. Pamela Christudoss  
CMC EQAS Coordinator  
Christian Medical College, Vellore

Homogeneity and Stability of the sample is passed.

Data in CMC EQAS reports is confidential

CMC EQAS does not sub contract any components

\*\*\*\*\* End of Report \*\*\*\*\*



# CHRISTIAN MEDICAL COLLEGE

DEPARTMENT OF CLINICAL BIOCHEMISTRY  
CMC EXTERNAL QUALITY ASSURANCE SCHEME  
MONTHLY SUMMARY REPORT - FEBRUARY 2023



Lab Name **SHIFA HOSPITAL** Lab No **14938**  
Constituent Group **HbA1c** Date of Result Entered : **21/02/2023**  
PT item **Lyophilized human whole blood based** Date of Report Published : **08/03/2023**

Sl.No	Analyte	Method / Principle Name	Analyzer Name	No of Participants	DV	Participants CV	Participants SD	Your Value	SDI	U
1	HbA1c	OTHERS ( Any Other Principles / Methods )	Any Analyser (Automation / Semi Automation )	249	8.03	12.42	1.00	8.93 %	0.90	0.13

SDI Range	Interpretation
Within -1.00 to +1.00	Excellent.
Within $\pm 1.01$ to $\pm 2.00$	Good.
Within $\pm 2.01$ to $\pm 2.99$	Accept with caution. Warning Signal.
Beyond $\pm 3.0$	Unacceptable performance. Action Signal.

**LAB ADDRESS :**

**SHIFA HOSPITAL**  
**MANAGED BY SIMPLE MEDICAL SOLUTIONS PVT LTD, 59, PATTUKOTTAI ROAD**  
**ADIRAMPATTINAM**  
**TAMILNADU614701**

Coordinator Contact Details:  
Email: [clinqc@cmcvellore.ac.in](mailto:clinqc@cmcvellore.ac.in)  
Contact Number: 0416-2283102


*Pamela Christudoss*  
Dr. Pamela Christudoss  
CMC EQAS Coordinator  
Christian Medical College, Vellore

Homogeneity and Stability of the sample is passed.

Data in CMC EQAS reports is confidential

CMC EQAS does not sub contract any components

\*\*\*\*\* End of Report \*\*\*\*\*



# CHRISTIAN MEDICAL COLLEGE

DEPARTMENT OF CLINICAL BIOCHEMISTRY

CMC EXTERNAL QUALITY ASSURANCE SCHEME

MONTHLY SUMMARY REPORT - MARCH 2023



PC-1024

Lab Name **SHIFA HOSPITAL** Lab No **14938**  
 Constituent Group **Chemistry I** Date of Result Entered : **19/03/2023**  
 PT item **Lyophilized human serum based** Date of Report Published : **04/04/2023**

Sl.No	Analyte	Method / Principle Name	Analyzer Name	No of Participants	DV	Participants		Your Value	SDI	U
						CV	SD			
1	GLUCOSE	GOD-POD	Agape	184	332.90	5.98	19.91	419.6 mg/dL	4.35	2.94
2	UREA	Urease UV / GLDH	Agape	211	59.19	7.80	4.62	64.79 mg/dL	1.21	0.64
3	CREATININE	Jaffes Kinetic - Alkaline picrate	Agape	111	1.87	9.93	0.19	2.32 mg/dL	2.42	0.04
4	T.BILIRUBIN	Diazonium salt ( Colorimetric ) / Jendrassik	Agape	178	5.52	9.41	0.52	5.59 mg/dL	0.13	0.08
5	T-PROTEIN	Biuret - Colorimetric	Agape	209	5.37	6.56	0.35	5.58 g/dL	0.60	0.05
6	ALBUMIN	BCG - colorimetric	Agape	199	3.50	6.38	0.22	3.64 g/dL	0.63	0.03
7	CALCIUM	Arsenazo III	Agape	159	9.71	6.31	0.61	11.25 mg/dL	2.51	0.10
8	PHOSPHORUS	Molybdate UV / Phosphomolybdate complex	Agape	108	8.22	7.51	0.62	9.3 mg/dL	1.75	0.12
9	URIC ACID	Enzymatic / Uricase Colorimetric	Agape	183	3.89	9.41	0.37	4.1 mg/dL	0.57	0.05
10	CHOLESTEROL	CHOD-PAP	Agape	224	102.93	8.27	8.52	107.4 mg/dL	0.52	1.14
11	TRIGLYCERIDE	GPO-PAP / Enzymatic Colorimetric / End Point	Agape	213	138.28	7.41	10.25	155.1 mg/dL	1.64	1.41
12	HDL	Direct method / Enzymatic colorimetric	Agape	163	25.63	9.62	2.46	25.9 mg/dL	0.11	0.39
13	SODIUM	ISE - Direct	Any Analyser (Automation / Semi Automation )	1170	137.65	3.04	4.19	139 mmol/L	0.32	0.24
14	POTASSIUM	ISE - Direct	Any Analyser (Automation / Semi Automation )	1181	4.06	4.95	0.20	4.1 mmol/L	0.20	0.01
15	CHLORIDE	ISE - Direct	Any Analyser (Automation / Semi Automation )	963	100.03	4.12	4.12	103 mmol/L	0.72	0.27
16	AST	UV kinetic(with & without PLP (P-5-P))	Agape	203	67.58	9.27	6.26	78.1 U/L	1.68	0.88
17	ALT	UV kinetic(with & without PLP (P-5-P))	Agape	179	219.88	16.88	37.12	290.6 U/L	1.91	5.55
18	ALP	PNP DEA kinetic	Any Analyser (Automation / Semi Automation )	259	79.56	18.89	15.03	100.06 U/L	1.36	1.87
19	AMYLASE	CNPG3	Agape	89	88.12	11.87	10.46	88.5 U/L	0.04	2.22

SDI Range	Interpretation
Within -1.00 to +1.00	Excellent.
Within ±1.01 to ±2.00	Good.
Within ±2.01 to ±2.99	Accept with caution. Warning Signal.
Beyond ±3.0	Unacceptable performance. Action Signal.

**LAB ADDRESS :**  
**SHIFA HOSPITAL**  
**MANAGED BY SIMPLE MEDICAL SOLUTIONS PVT LTD, 59, PATTUKOTTAI ROAD**  
**ADIRAMPATTINAM**  
**TAMILNADU614701**

**Coordinator Contact Details:**  
**Email: [clinqc@cmcvellore.ac.in](mailto:clinqc@cmcvellore.ac.in)**  
**Contact Number: 0416-2283102**

*Pamela Christudoss*

**Dr. Pamela Christudoss**  
**CMC EQAS Coordinator**  
**Christian Medical College, Vellore**


**Homogeneity and Stability of the sample is passed.**

**Data in CMC EQAS reports is confidential**

**CMC EQAS does not sub contract any components**

**\*\*\*\*\* End of Report \*\*\*\*\***





# CHRISTIAN MEDICAL COLLEGE

DEPARTMENT OF CLINICAL BIOCHEMISTRY  
CMC EXTERNAL QUALITY ASSURANCE SCHEME  
MONTHLY SUMMARY REPORT - MARCH 2023



Lab Name **SHIFA HOSPITAL** Lab No **14938**  
Constituent Group **HbA1c** Date of Result Entered : **19/03/2023**  
PT item **Lyophilized human whole blood based** Date of Report Published : **04/04/2023**

Sl.No	Analyte	Method / Principle Name	Analyzer Name	No of Participants	DV	Participants		Your Value	SDI	U
						CV	SD			
1	HbA1c	OTHERS ( Any Other Principles / Methods )	Any Analyser (Automation / Semi Automation )	277	6.36	8.73	0.56	5.56 %	-1.44	0.07

SDI Range	Interpretation
Within -1.00 to +1.00	Excellent.
Within $\pm 1.01$ to $\pm 2.00$	Good.
Within $\pm 2.01$ to $\pm 2.99$	Accept with caution. Warning Signal.
Beyond $\pm 3.0$	Unacceptable performance. Action Signal.

**LAB ADDRESS :**

**SHIFA HOSPITAL**  
**MANAGED BY SIMPLE MEDICAL SOLUTIONS PVT LTD, 59, PATTUKOTTAI ROAD**  
**ADIRAMPATTINAM**  
**TAMILNADU614701**

Coordinator Contact Details:  
Email: [clinqc@cmcvellore.ac.in](mailto:clinqc@cmcvellore.ac.in)  
Contact Number: 0416-2283102


*Pamela Christudoss*  
Dr. Pamela Christudoss  
CMC EQAS Coordinator  
Christian Medical College, Vellore

Homogeneity and Stability of the sample is passed.

Data in CMC EQAS reports is confidential

CMC EQAS does not sub contract any components

\*\*\*\*\* End of Report \*\*\*\*\*



# CHRISTIAN MEDICAL COLLEGE

DEPARTMENT OF CLINICAL BIOCHEMISTRY

CMC EXTERNAL QUALITY ASSURANCE SCHEME

MONTHLY SUMMARY REPORT - APRIL 2023



PC-1024

Lab Name **SHIFA HOSPITAL**

Lab No **14938**

Constituent Group **Chemistry I**

Date of Result Entered : **20/04/2023**

PT item **Lyophilized human serum based**

Date of Report Published : **08/05/2023**

Sl.No	Analyte	Method / Principle Name	Analyzer Name	No of Participants	DV	Participants		Your Value	SDI	U
						CV	SD			
1	GLUCOSE	GOD-POD	Agape	206	153.88	6.23	9.58	168.6 mg/dL	1.54	1.34
2	UREA	Urease UV / GLDH	Agape	204	37.80	7.79	2.94	39.79 mg/dL	0.68	0.41
3	CREATININE	Jaffes Kinetic - Alkaline picrate	Agape	115	2.67	8.12	0.22	2.78 mg/dL	0.51	0.04
4	T.BILIRUBIN	Diazonium salt ( Colorimetric ) / Jendrassik	Agape	162	2.99	9.32	0.28	2.9 mg/dL	-0.32	0.04
5	T-PROTEIN	Biuret - Colorimetric	Agape	201	5.50	5.40	0.30	5.41 g/dL	-0.30	0.04
6	ALBUMIN	BCG - colorimetric	Agape	201	3.57	4.90	0.18	3.64 g/dL	0.40	0.02
7	CALCIUM	Arsenazo III	Agape	158	11.65	7.03	0.82	12.02 mg/dL	0.45	0.13
8	PHOSPHORUS	Molybdate UV / Phosphomolybdate complex	Agape	110	3.79	8.19	0.31	3.8 mg/dL	0.03	0.06
9	URIC ACID	Enzymatic / Uricase Colorimetric	Agape	218	5.52	8.39	0.46	6.5 mg/dL	2.12	0.06
10	CHOLESTEROL	CHOD-PAP	Agape	212	113.16	6.71	7.59	123.5 mg/dL	1.36	1.04
11	TRIGLYCERIDE	GPO-PAP / Enzymatic Colorimetric / End Point	Agape	212	102.69	8.34	8.57	107.6 mg/dL	0.57	1.18
12	HDL	Direct method / Enzymatic colorimetric	Agape	164	25.61	9.05	2.32	23.3 mg/dL	-1.00	0.36
13	SODIUM	ISE - Direct	Any Analyser (Automation / Semi Automation)	1181	131.83	3.23	4.26	133 mmol/L	0.27	0.25
14	POTASSIUM	ISE - Direct	Any Analyser (Automation / Semi Automation)	1175	5.43	5.95	0.32	5.8 mmol/L	1.15	0.02
15	CHLORIDE	ISE - Direct	Any Analyser (Automation / Semi Automation)	1011	102.67	3.93	4.03	105 mmol/L	0.58	0.25
16	AST	UV kinetic(with & without PLP (P-5-P))	Agape	208	87.37	8.76	7.65	94.7 U/L	0.96	1.06
17	ALT	UV kinetic(with & without PLP (P-5-P))	Agape	203	72.34	15.83	11.45	66 U/L	-0.55	1.61
18	ALP	PNP DEA kinetic	Any Analyser (Automation / Semi Automation)	355	130.78	23.06	30.15	163.83 U/L	1.10	3.20
19	AMYLASE	CNPG3	Agape	110	36.74	16.64	6.12	36.3 U/L	-0.07	1.17

SDI Range	Interpretation
Within -1.00 to +1.00	Excellent.
Within ±1.01 to ±2.00	Good.
Within ±2.01 to ±2.99	Accept with caution. Warning Signal.
Beyond ±3.0	Unacceptable performance. Action Signal.

**LAB ADDRESS :**  
**SHIFA HOSPITAL**  
**MANAGED BY SIMPLE MEDICAL SOLUTIONS PVT LTD, 59, PATTUKOTTAI ROAD**  
**ADIRAMPATTINAM**  
**TAMILNADU614701**

**Coordinator Contact Details:**  
**Email: [clinqc@cmcvellore.ac.in](mailto:clinqc@cmcvellore.ac.in)**  
**Contact Number: 0416-2283102**

*Pamela Christudoss*


**Dr. Pamela Christudoss**  
**CMC EQAS Coordinator**  
**Christian Medical College, Vellore**

**Homogeneity and Stability of the sample is passed.**

**Data in CMC EQAS reports is confidential**

**CMC EQAS does not sub contract any components**

**\*\*\*\*\* End of Report \*\*\*\*\***



# CHRISTIAN MEDICAL COLLEGE

DEPARTMENT OF CLINICAL BIOCHEMISTRY  
CMC EXTERNAL QUALITY ASSURANCE SCHEME  
MONTHLY SUMMARY REPORT - APRIL 2023



Lab Name **SHIFA HOSPITAL** Lab No **14938**  
Constituent Group **HbA1c** Date of Result Entered : **20/04/2023**  
PT item **Lyophilized human whole blood based** Date of Report Published : **06/05/2023**

Sl.No	Analyte	Method / Principle Name	Analyzer Name	No of Participants	DV	Participants CV	SD	Your Value	SDI	U
1	HbA1c	OTHERS ( Any Other Principles / Methods )	Any Analyser (Automation / Semi Automation )	305	7.58	12.87	0.98	<b>8.51 %</b>	0.95	0.11

SDI Range	Interpretation
Within -1.00 to +1.00	Excellent.
Within $\pm 1.01$ to $\pm 2.00$	Good.
Within $\pm 2.01$ to $\pm 2.99$	Accept with caution. Warning Signal.
Beyond $\pm 3.0$	Unacceptable performance. Action Signal.

**LAB ADDRESS :**

**SHIFA HOSPITAL**  
**MANAGED BY SIMPLE MEDICAL SOLUTIONS PVT LTD, 59, PATTUKOTTAI ROAD**  
**ADIRAMPATTINAM**  
**TAMILNADU614701**

Coordinator Contact Details:  
Email: [clinqc@cmcvellore.ac.in](mailto:clinqc@cmcvellore.ac.in)  
Contact Number: 0416-2283102


*Pamela Christudoss*  
Dr. Pamela Christudoss  
CMC EQAS Coordinator  
Christian Medical College, Vellore

Homogeneity and Stability of the sample is passed.

Data in CMC EQAS reports is confidential

CMC EQAS does not sub contract any components

\*\*\*\*\* End of Report \*\*\*\*\*



# CHRISTIAN MEDICAL COLLEGE

DEPARTMENT OF CLINICAL BIOCHEMISTRY

CMC EXTERNAL QUALITY ASSURANCE SCHEME

MONTHLY SUMMARY REPORT - MAY 2023



PC-1024

Lab Name **SHIFA HOSPITAL** Lab No **14938**  
 Constituent Group **Chemistry I** Date of Result Entered : **20/05/2023**  
 PT item **Lyophilized human serum based** Date of Report Published : **05/06/2023**

Sl.No	Analyte	Method / Principle Name	Analyzer Name	No of Participants	DV	Participants		Your Value	SDI	U
						CV	SD			
1	GLUCOSE	GOD-POD	Agape	202	248.93	6.22	15.47	274.5 mg/dL	1.65	2.18
2	UREA	Urease UV / GLDH	Agape	229	78.36	6.80	5.33	82.18 mg/dL	0.72	0.70
3	CREATININE	Jaffes Kinetic - Alkaline picrate	Agape	111	1.51	11.09	0.17	1.7 mg/dL	1.14	0.03
4	T.BILIRUBIN	Diazonium salt ( Colorimetric ) / Jendrassik	Agape	186	4.17	10.40	0.43	4.01 mg/dL	-0.37	0.06
5	T-PROTEIN	Biuret - Colorimetric	Agape	222	5.13	6.67	0.34	5.05 g/dL	-0.23	0.05
6	ALBUMIN	BCG - colorimetric	Agape	210	3.38	6.76	0.23	3.45 g/dL	0.31	0.03
7	CALCIUM	Arsenazo III	Agape	162	9.68	6.29	0.61	10.89 mg/dL	1.99	0.10
8	PHOSPHORUS	Molybdate UV / Phosphomolybdate complex	Agape	113	5.67	5.56	0.32	5.8 mg/dL	0.41	0.06
9	URIC ACID	Enzymatic / Uricase Colorimetric	Agape	212	8.39	6.88	0.58	9.6 mg/dL	2.10	0.08
10	CHOLESTEROL	CHOD-PAP	Agape	221	104.92	7.07	7.42	114 mg/dL	1.22	1.00
11	TRIGLYCERIDE	GPO-PAP / Enzymatic Colorimetric / End Point	Agape	225	127.84	8.31	10.62	130 mg/dL	0.20	1.42
12	HDL	Direct method / Enzymatic colorimetric	Agape	170	23.72	10.12	2.40	23.3 mg/dL	-0.17	0.37
13	SODIUM	ISE - Direct	Any Analyser (Automation / Semi Automation )	1209	134.44	3.09	4.16	134 mmol/L	-0.11	0.24
14	POTASSIUM	ISE - Direct	Any Analyser (Automation / Semi Automation )	1220	3.12	5.73	0.18	3.1 mmol/L	-0.11	0.01
15	CHLORIDE	ISE - Direct	Any Analyser (Automation / Semi Automation )	1011	98.34	4.20	4.14	99 mmol/L	0.16	0.26
16	AST	UV kinetic(with & without PLP (P-5-P))	Agape	202	137.41	8.66	11.90	151.3 U/L	1.17	1.67
17	ALT	UV kinetic(with & without PLP (P-5-P))	Agape	206	78.79	16.97	13.37	89.6 U/L	0.81	1.86
18	ALP	PNP DEA kinetic	Any Analyser (Automation / Semi Automation )	391	348.86	17.23	60.10	428.71 U/L	1.33	6.08
19	AMYLASE	CNPG3	Agape	98	73.41	12.79	9.39	72.4 U/L	-0.11	1.90


SDI Range	Interpretation
Within -1.00 to +1.00	Excellent.
Within ±1.01 to ±2.00	Good.
Within ±2.01 to ±2.99	Accept with caution. Warning Signal.
Beyond ±3.0	Unacceptable performance. Action Signal.

**LAB ADDRESS :**  
**SHIFA HOSPITAL**  
**MANAGED BY SIMPLE MEDICAL SOLUTIONS PVT LTD, 59, PATTUKOTTAI ROAD**  
**ADIRAMPATTINAM**  
**TAMILNADU614701**

**Coordinator Contact Details:**  
**Email: [clinqc@cmcvellore.ac.in](mailto:clinqc@cmcvellore.ac.in)**  
**Contact Number: 0416-2283102**

*Pamela Christudoss*  
**Dr. Pamela Christudoss**  
**CMC EQAS Coordinator**  
**Christian Medical College, Vellore**

**Homogeneity and Stability of the sample is passed.**  
**Data in CMC EQAS reports is confidential**  
**CMC EQAS does not sub contract any components**  
**\*\*\*\*\* End of Report \*\*\*\*\***



# CHRISTIAN MEDICAL COLLEGE

DEPARTMENT OF CLINICAL BIOCHEMISTRY  
CMC EXTERNAL QUALITY ASSURANCE SCHEME  
MONTHLY SUMMARY REPORT - MAY 2023



Lab Name **SHIFA HOSPITAL** Lab No **14938**  
Constituent Group **HbA1c** Date of Result Entered : **20/05/2023**  
PT item **Lyophilized human whole blood based** Date of Report Published : **05/06/2023**

Sl.No	Analyte	Method / Principle Name	Analyzer Name	No of Participants	DV	Participants		Your Value	SDI	U
						CV	SD			
1	HbA1c	OTHERS ( Any Other Principles / Methods )	Any Analyser (Automation / Semi Automation )	297	6.27	9.91	0.62	7.24 %	1.56	0.07

SDI Range	Interpretation
Within -1.00 to +1.00	Excellent.
Within $\pm 1.01$ to $\pm 2.00$	Good.
Within $\pm 2.01$ to $\pm 2.99$	Accept with caution. Warning Signal.
Beyond $\pm 3.0$	Unacceptable performance. Action Signal.

**LAB ADDRESS :**

**SHIFA HOSPITAL**  
**MANAGED BY SIMPLE MEDICAL SOLUTIONS PVT LTD, 59, PATTUKOTTAI ROAD**  
**ADIRAMPATTINAM**  
**TAMILNADU614701**

Coordinator Contact Details:  
Email: [clinqc@cmcvellore.ac.in](mailto:clinqc@cmcvellore.ac.in)  
Contact Number: 0416-2283102

*Pamela Christudoss*  
Dr. Pamela Christudoss  
CMC EQAS Coordinator  
Christian Medical College, Vellore

Homogeneity and Stability of the sample is passed.

Data in CMC EQAS reports is confidential

CMC EQAS does not sub contract any components

\*\*\*\*\* End of Report \*\*\*\*\*