



# RML – Quality Assurance Program (RML – QAP)



## Hemoglobin (Hb1Ac)

### ALL METHOD REPORT

Cycle - 12/2023

Date: 29/04/2023

Lab Code: 2740

Round No - 1

Parameters	Units	No.of. Participants	Robust Mean	Robust Standard deviation (SD)	Uncertainty of Assign Values	Range ( $\pm 2$ SD)	Your Value	Z Score
Hemoglobin (Hb A1C)	%	90	10.20	0.60	0.08	9.0-11.3	9.7	-0.8

### Interpretation of Z Score :

Z Score Value(+/-)	$[Z] \leq 2.0$	$2.0 < [Z] < 3.0$	$[Z] \geq 3.0$
Interpretation	Satisfactory Performance No signal	Questionable Warning Signal	Unsatisfactory Performance action Signal

Legends	(*) Excluded From Group Mean	{,} Not Reported	(#)Late Result Submission	(\$)Reported in other Unit
---------	------------------------------	------------------	---------------------------	----------------------------

Chief Coordinator

Dr.Sanjay Mehrotra

Checked By:

Preparaed by:SS

Programme Director

Dr.Bandana Mehrotra

Page 1of 1



Address: B-171, Nirala Nagar, Lucknow - 226 020. Ph. : 4034100-130 (30 Lines), 4077180, 2788444 Fax :(0522)2788555

Email: rmlresearchfoundation@gmail.com Website: www.rmlpathology.com

Continuous Efforts And Execution Leads To Quality Excellence



## Hemoglobin ( Hb A1C)

### METHOD WISE REPORT

Lab Code: 2740

Cycle - 12/2023  
Round No - 1

Date: 29/04/2023

Note: Your lab is not the part of method group


Parameters	Units	Method Group	No.of Participants	Robust Mean	Robust Standard deviation (SD)	Uncertainty of Assign Values	Range ( $\pm 2$ SD)	Your Value	Z Score
Hemoglobin (Hb A1C)	%	HPLC	41	10.2	0.60	0.12	9.0-11.4	-	-

#### Interpretation of Z Score :

Z Score Value(+/-)	$[Z] \leq 2.0$	$2.0 < [Z] < 3.0$	$[Z] \geq 3.0$
Interpretation	Satisfactory Performance No signal	Questionable Warning Signal	Unsatisfactory Performance action Signal

Legends	(*) Excluded From Group Mean	{,} Not Reported	(#)Late Result Submission	(\$ )Reported in other Unit
---------	------------------------------	------------------	---------------------------	-----------------------------


Chief Coordinator

  
Dr.Sanjay Mehrotra

Checked By:

Preparaed by:S.S

Programme Director

  
Dr.Bandana Mehrotra

Page 2 of 5





## Hemoglobin ( Hb A1C)

### METHOD WISE REPORT- PART-02

Lab Code: 2740

Cycle - 12/2023  
Round No - 1

Date: 29/04/2023

Note: Your lab is not the part of method group


Parameters	Units	Method Group	No. of Participants	Robust Mean	Robust Standard deviation (SD)	Uncertainty of Assign Values	Range ( $\pm 2$ SD)	Your Value	Z Score
Hemoglobin (Hb A1C)	%	Immunoturbidimetric	24	9.90	0.60	0.15	8.7-11.2	9.7	-0.3

#### Interpretation of Z Score :

Z Score Value(+/-)	$[Z] \leq 2.0$	$2.0 < [Z] < 3.0$	$[Z] \geq 3.0$
Interpretation	Satisfactory Performance No signal	Questionable Warning Signal	Unsatisfactory Performance action Signal

Legends	(*) Excluded From Group Mean	{.} Not Reported	(#)Late Result Submission	(\$)Reported in other Unit
---------	------------------------------	------------------	---------------------------	----------------------------


Chief Coordinator

  
Dr.Sanjay Mehrotra

Checked By:

Prepared by:SS

Programme Director

  
Dr.Bandana Mehrotra

Page 3 of 5

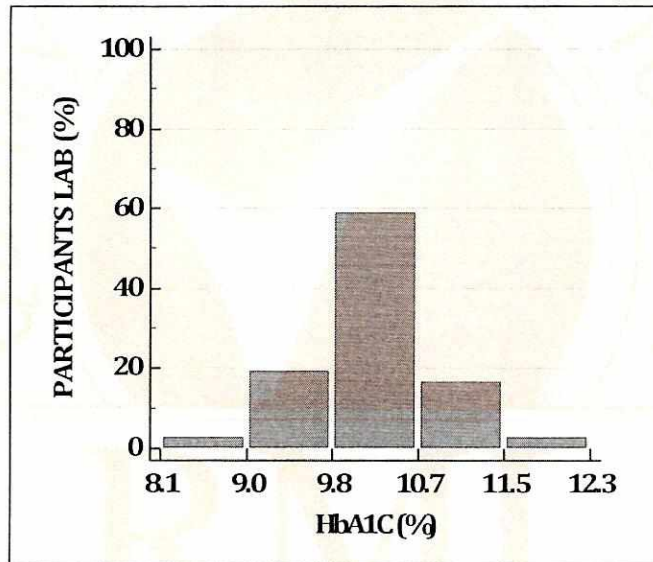


# Hemoglobin (HbA1C)

## GRAPHICAL REPORT

Cycle - 12/2023  
Round-1

Date: 29/04/2023





## HbA1C

ALL PARTICIPANTS COMPLETE DATA REPORT

Cycle - 12/2023  
Round No -1

Date: 29/04/2023

**Note:-** This report is only for information about the participant's performance in the particular round

Parameters	Total No. of Participants	No. of Responses	No of Participant Excluded from Robust Group Mean	No. of Participants Z Score b/w 0.0 - 2	No. of Participants Z Score b/w 2.1 - 2.9	No. of Participants Z Score >=3
HbA1C (%)	107	90	14	70	6	14

**\*\*End of Report\*\***

