



RML- Quality Assurance Program (RML-QAP)



Urine Routine Analysis

ALL METHOD REPORT

Cycle - 12/2023
Round No -06

Date: 30/06/2023

Lab Code: 2543

Parameters	Units	No.of. Participants	Consensus		Consensus Result	Your Value	Remark
			Number	%			
Specific Gravity	-	312	286	92%	1.010-1.020	1.010	Within consensus
pH	-	312	277	89%	6.0	6.0	Within consensus
Leukocytes	/µl	305	302	99%	Negative	Negative	Within consensus
Nitrite	-	302	295	98%	Negative	Negative	Within consensus
Protein	mg/dl	311	303	97%	Negative	Negative	Within consensus
Glucose	mg/dl	312	307	98%	Negative	Negative	Within consensus
Ketones	-	311	307	99%	Negative	Negative	Within consensus
Urobilinogen	mg/dl	306	298	97%	Negative	Negative	Within consensus
Bilirubin	mg/dl	308	303	98%	Negative	Negative	Within consensus
Blood (Hemoglobin)	/µl	309	302	98%	Negative	Negative	Within consensus

Legends	≥ 60% Consensus	(*) Outside Consensus	(@) No Consensus	(.) Not Reported	(#)Late Result Submission
---------	-----------------	-----------------------	------------------	------------------	---------------------------

Chief Coordinator

Dr.Sanjay Mehrotra

Programme Director

Dr.Bandana Mehrotra

Checked By:

Prepared By: L.G.

Page 1 of 4

Doc. No.: ASS/FR/10/R.01/Dt: 05.01.2022



Address: B-171, Nirala Nagar, Lucknow-226020. Ph.: 4034100, 4077180, Fax: (0522)2788555
Email: rmlresearchfoundation@gmail.com Website: www.rmlpathology.com

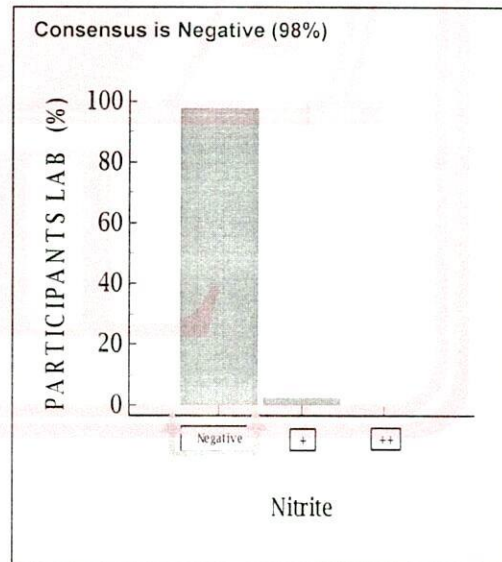
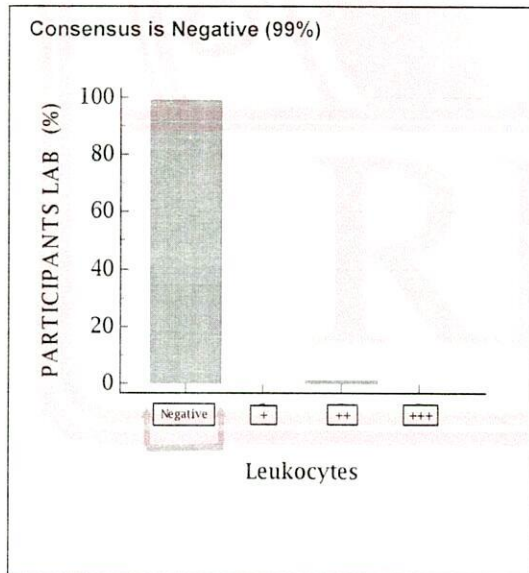
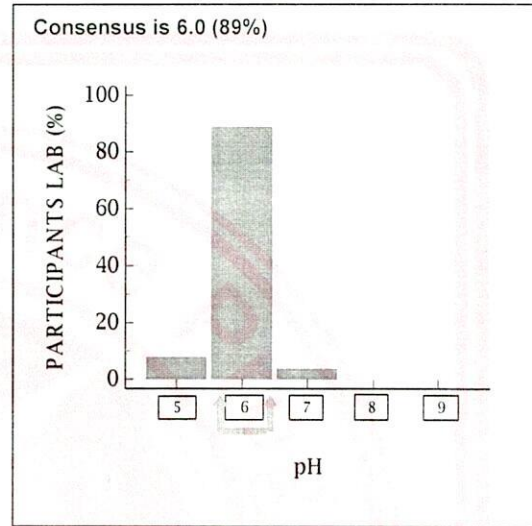
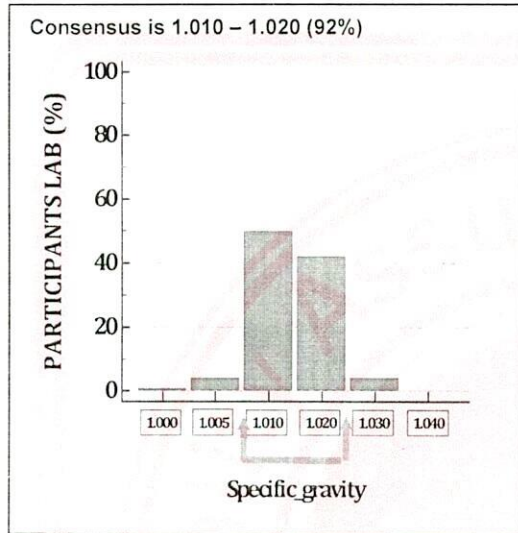
URINE ROUTINE ANALYSIS

GRAPHICAL REPORT

Cycle - 12/2023

Round-6

Date:30/06/2023



Page 2 of 4

Doc. No.: ASS / FR / 02 / R 00 / Dt.: 01.07.2012

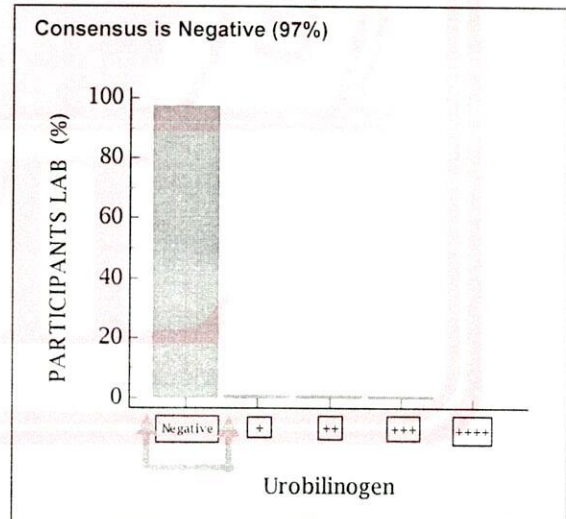
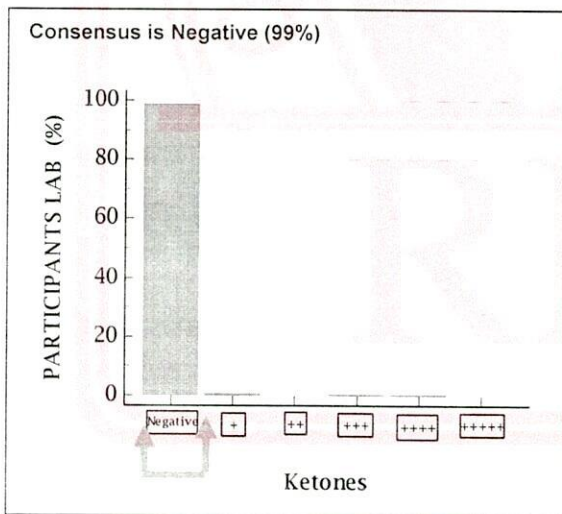
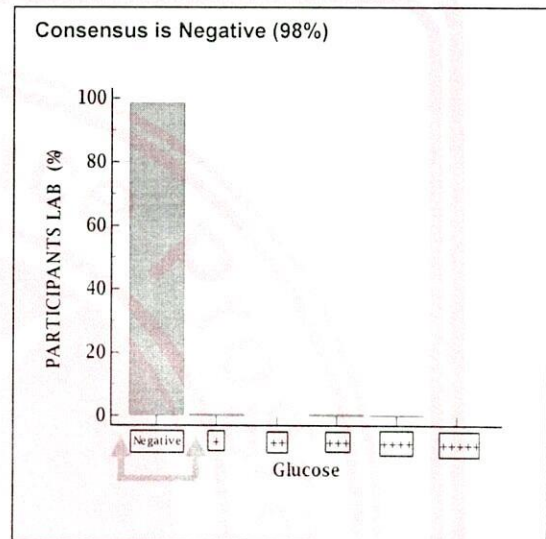
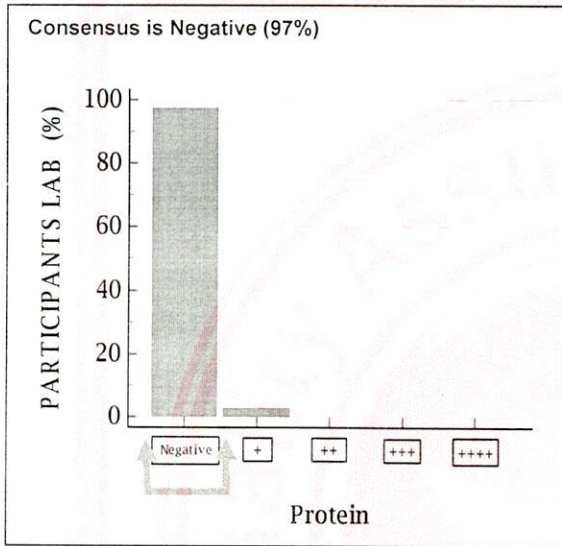
URINE ROUTINE ANALYSIS

GRAPHICAL REPORT

Cycle - 12/2023

Round-6

Date:30/06/2023



URINE ROUTINE ANALYSIS

GRAPHICAL REPORT

Cycle - 12/2023

Round-6

Date:30/06/2023

