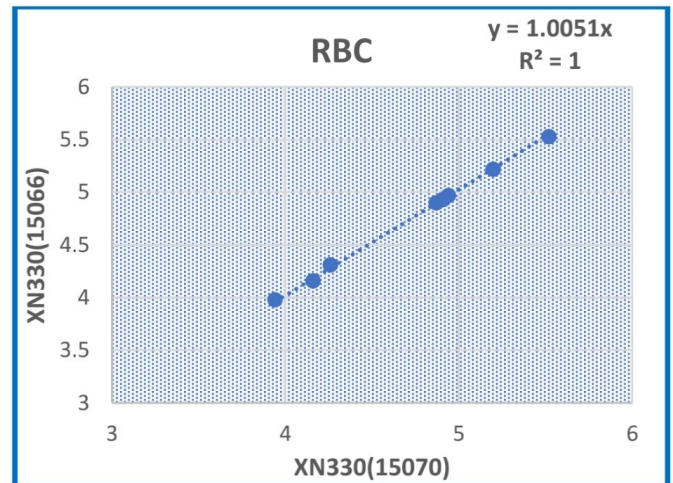
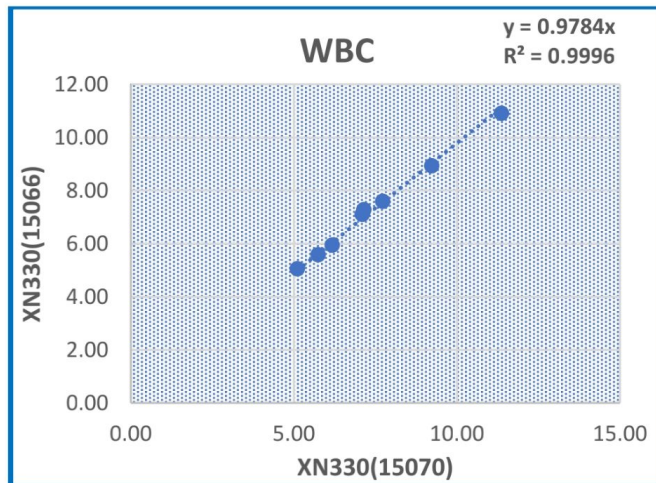


**VIJAY DIABETICS THYROID AND ENDOCRINE CLINIC, PONDICHERRY**  
**SYSMEX XN330 AUTOMATED HEMATOLOGY ANALYSER SAMPLE CORRELATION(INTRA)**  
**SYSMEX XN330(S.NO:15070) VS SYSMEX XN330(S.NO:15066)**

Sample Correlation Performed On: 01-07-2023

WBC			
S.No	Sample No	XN330 15070	XN330 15066
1	3194 KANTHAN	5.74	5.58
2	49977 GEORGE	7.14	7.28
3	9932RAJALAKSHMI	6.17	5.95
4	9068 SASI KUMAR	11.36	10.91
5	10248 DAYALAN	5.1	5.06
6	3553 FATHIMA	7.1	7.1
7	49906 SANDHIYA	9.22	8.93
8	44205 GURUDASS	7.72	7.6

RBC			
S.No	Sample No	XN10 50655	XN10 44494
1	3194 KANTHAN	5.2	5.22
2	49977 GEORGE	4.94	4.97
3	9932RAJALAKSHMI	4.16	4.16
4	9068 SASI KUMAR	5.52	5.53
5	10248 DAYALAN	4.26	4.31
6	3553 FATHIMA	4.91	4.93
7	49906 SANDHIYA	3.94	3.98
8	44205 GURUDASS	4.87	4.9



<b>WBC</b>	<b>N=8</b>	<b>R<sup>2</sup>=0.9996</b>
------------	------------	-----------------------------

<b>RBC</b>	<b>N=8</b>	<b>R<sup>2</sup>=1.000</b>
------------	------------	----------------------------

Prepared by

P.Ganesan  
 Sr. Application Specialist

Approved by

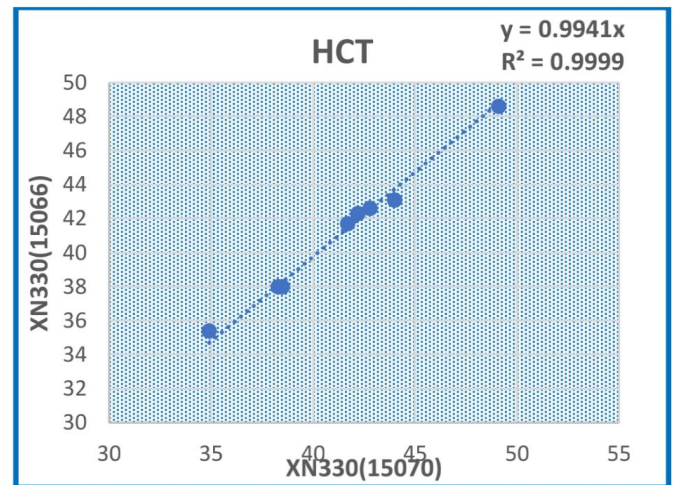
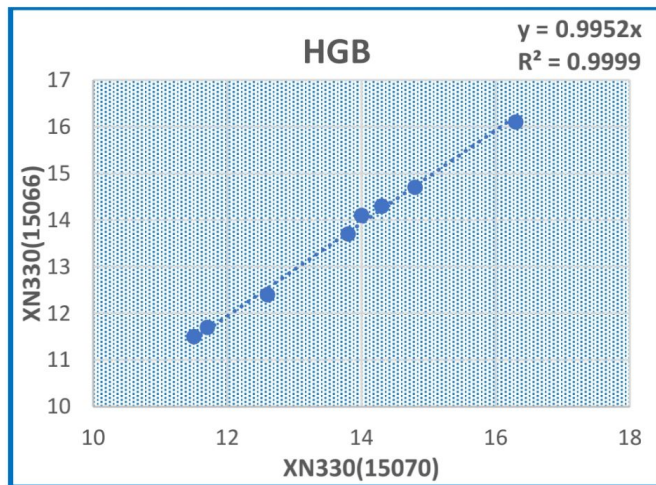
Dr.Vijay Baskar Reddy  
 Managing Director

**VIJAY DIABETICS THYROID AND ENDOCRINE CLINIC, PONDICHERRY**  
**SYSMEX XN330 AUTOMATED HEMATOLOGY ANALYSER SAMPLE CORRELATION (INTRA)**  
**SYSMEX XN330(S.NO:15070) VS SYSMEX XN330(S.NO:15066)**

Sample Correlation Performed On: 01-07-2023

HGB			
S.No	Sample No	XN330 15070	XN330 15066
1	3194 KANTHAN	14.8	14.7
2	49977 GEORGE	13.8	13.7
3	9932RAJALAKSHMI	12.6	12.4
4	9068 SASI KUMAR	16.3	16.1
5	10248 DAYALAN	14.3	14.3
6	3553 FATHIMA	11.7	11.7
7	49906 SANDHIYA	11.5	11.5
8	44205 GURUDASS	14.0	14.1

HCT			
S.No	Sample No	XN10 50655	XN10 44494
1	3194 KANTHAN	44.0	43.1
2	49977 GEORGE	42.2	42.3
3	9932RAJALAKSHMI	38.5	38.0
4	9068 SASI KUMAR	49.1	48.6
5	10248 DAYALAN	41.7	41.7
6	3553 FATHIMA	38.3	38.0
7	49906 SANDHIYA	34.9	35.4
8	44205 GURUDASS	42.8	42.6



<b>HGB</b>	<b>N=8</b>	<b>R<sup>2</sup>=0.9999</b>
------------	------------	-----------------------------

<b>HCT</b>	<b>N=8</b>	<b>R<sup>2</sup>=0.9999</b>
------------	------------	-----------------------------

Prepared by

P.Ganesan  
Sr. Application Specialist

Approved by

Dr.Vijay Baskar Reddy  
Managing Director

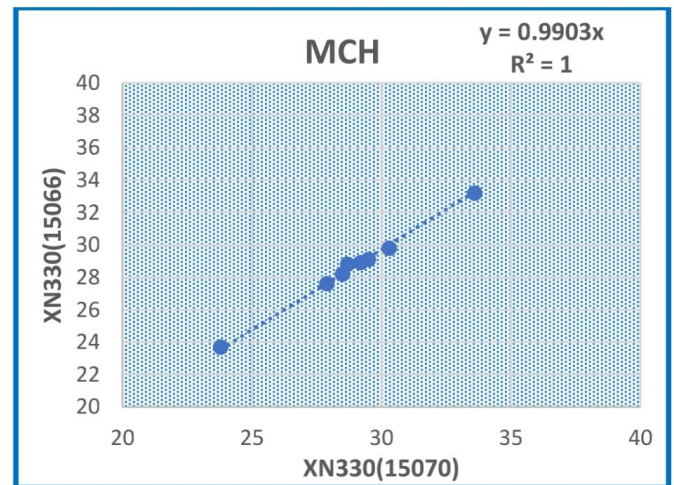
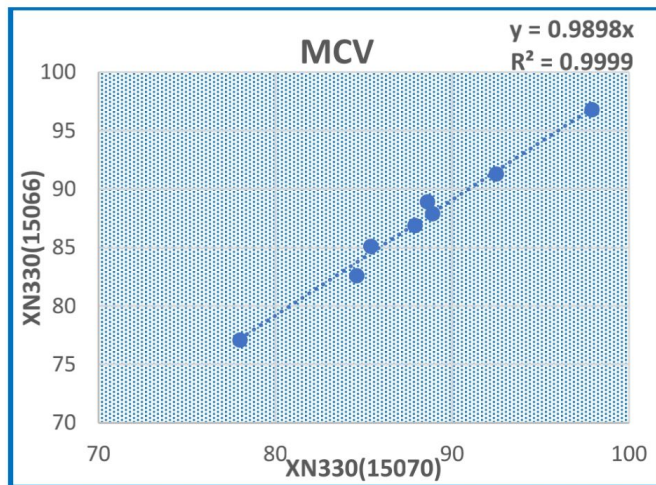
**VIJAY DIABETICS THYROID AND ENDOCRINE CLINIC, PONDICHERRY**  
**SYSMEX XN330 AUTOMATED HEMATOLOGY ANALYSER SAMPLE CORRELATION (INTRA)**

**SYSMEX XN330(S.NO:15070) VS SYSMEX XN330(S.NO:15066)**

Sample Correlation Performed On: 01-07-2023

MCV			
S.No	Sample No	XN330 15070	XN330 15066
1	3194 KANTHAN	84.6	82.6
2	49977 GEORGE	85.4	85.1
3	9932RAJALAKSHMI	92.5	91.3
4	9068 SASI KUMAR	88.9	87.9
5	10248 DAYALAN	97.9	96.8
6	3553 FATHIMA	78.0	77.1
7	49906 SANDHIYA	88.6	88.9
8	44205 GURUDASS	87.9	86.9

MCH			
S.No	Sample No	XN10 50655	XN10 44494
1	3194 KANTHAN	28.5	28.2
2	49977 GEORGE	27.9	27.6
3	9932RAJALAKSHMI	30.3	29.8
4	9068 SASI KUMAR	29.5	29.1
5	10248 DAYALAN	33.6	33.2
6	3553 FATHIMA	23.8	23.7
7	49906 SANDHIYA	29.2	28.9
8	44205 GURUDASS	28.7	28.8



<b>MCV</b>	<b>N=8</b>	<b>R<sup>2</sup>=0.9999</b>
------------	------------	-----------------------------

<b>MCH</b>	<b>N=8</b>	<b>R<sup>2</sup>=1.000</b>
------------	------------	----------------------------

Prepared by

P.Ganesan  
 Sr. Application Specialist

Approved by

Dr.Vijay Baskar Reddy  
 Managing Director

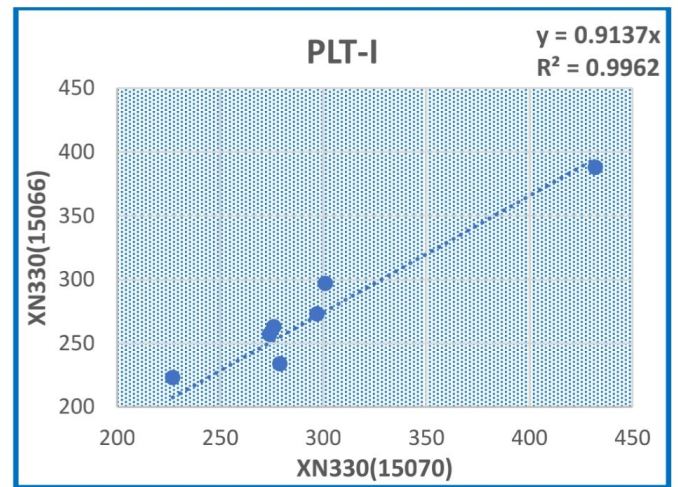
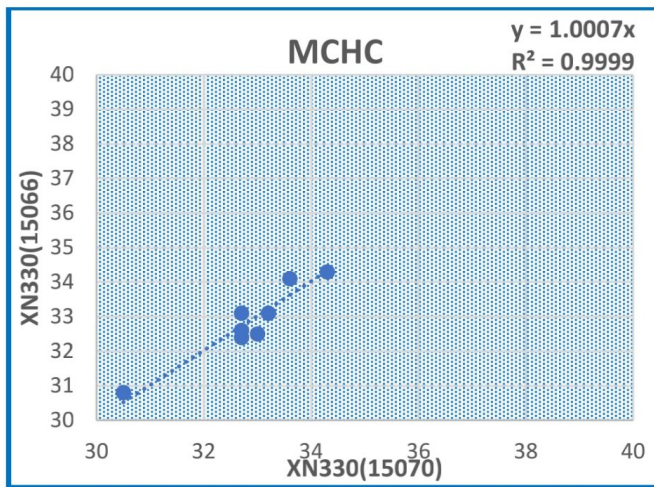
**VIJAY DIABETICS THYROID AND ENDOCRINE CLINIC, PONDICHERRY**  
**SYSMEX XN330 AUTOMATED HEMATOLOGY ANALYSER SAMPLE CORRELATION(INTRA)**

**SYSMEX XN330(S.NO:15070) VS SYSMEX XN330(S.NO:15066)**

Sample Correlation Performed On: 01-07-2023

MCHC			
S.No	Sample No	XN330 15070	XN330 15066
1	3194 KANTHAN	33.6	34.1
2	49977 GEORGE	32.7	32.4
3	9932RAJALAKSHMI	32.7	32.6
4	9068 SASI KUMAR	33.2	33.1
5	10248 DAYALAN	34.3	34.3
6	3553 FATHIMA	30.5	30.8
7	49906 SANDHIYA	33.0	32.5
8	44205 GURUDASS	32.7	33.1

PLT-I			
S.No	Sample No	XN10 50655	XN10 44494
1	3194 KANTHAN	301	297
2	49977 GEORGE	276	263
3	9932RAJALAKSHMI	279	234
4	9068 SASI KUMAR	274	257
5	10248 DAYALAN	297	273
6	3553 FATHIMA	432	388
7	49906 SANDHIYA	227	223
8	44205 GURUDASS	228	179



<b>MCHC</b>	<b>N=8</b>	<b>R²=0.9999</b>
-------------	------------	------------------

<b>PLT-I</b>	<b>N=8</b>	<b>R²=0.9962</b>
--------------	------------	------------------

Prepared by

P.Ganesan  
 Sr. Application Specialist

Approved by

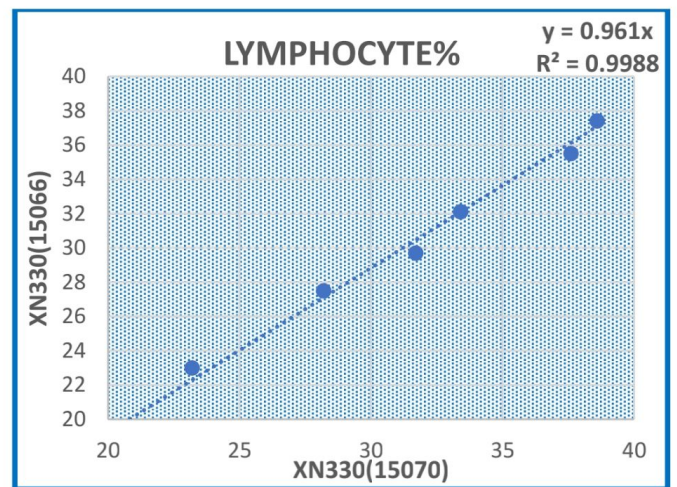
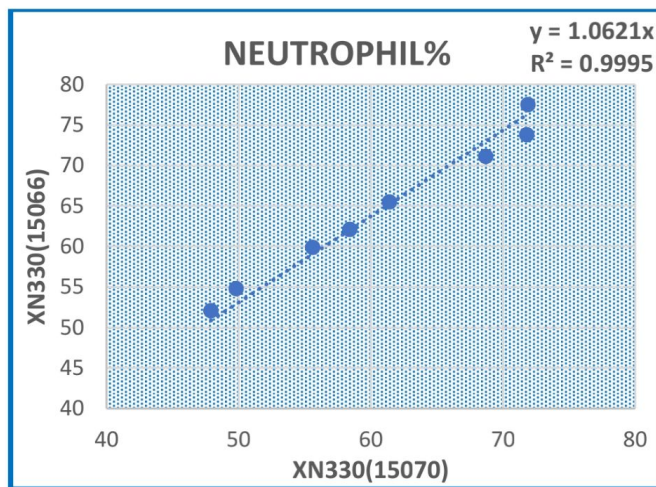
Dr.Vijay Baskar Reddy  
 Managing Director

**VIJAY DIABETICS THYROID AND ENDOCRINE CLINIC, PONDICHERRY**  
**SYSMEX XN330 AUTOMATED HEMATOLOGY ANALYSER SAMPLE CORRELATION(INTRA)**  
**SYSMEX XN330(S.NO:15070) VS SYSMEX XN330(S.NO:15066)**

Sample Correlation Performed On: 01-07-2023

NEUTROPHIL%			
S.No	Sample No	XN330 15070	XN330 15066
1	3194 KANTHAN	58.4	62.1
2	49977 GEORGE	71.9	77.5
3	9932RAJALAKSHMI	68.7	71.1
4	9068 SASI KUMAR	49.8	54.8
5	10248 DAYALAN	47.9	52.1
6	3553 FATHIMA	55.6	59.9
7	49906 SANDHIYA	71.8	73.8
8	44205 GURUDASS	61.4	65.5

LYMPHOCYTE%			
S.No	Sample No	XN10 50655	XN10 44494
1	3194 KANTHAN	31.7	29.7
2	49977 GEORGE	17.6	15.5
3	9932RAJALAKSHMI	23.2	23
4	9068 SASI KUMAR	37.6	35.5
5	10248 DAYALAN	38.6	37.4
6	3553 FATHIMA	33.4	32.1
7	49906 SANDHIYA	16.3	17.7
8	44205 GURUDASS	28.2	27.5



<b>NEUTROPHIL%</b>	<b>N=8</b>	<b>R<sup>2</sup>=0.9995</b>
--------------------	------------	-----------------------------

<b>LYMPHOCYTE%</b>	<b>N=8</b>	<b>R<sup>2</sup>=0.9988</b>
--------------------	------------	-----------------------------

Prepared by

P.Ganesan  
 Sr. Application Specialist

Approved by

Dr.Vijay Baskar Reddy  
 Managing Director

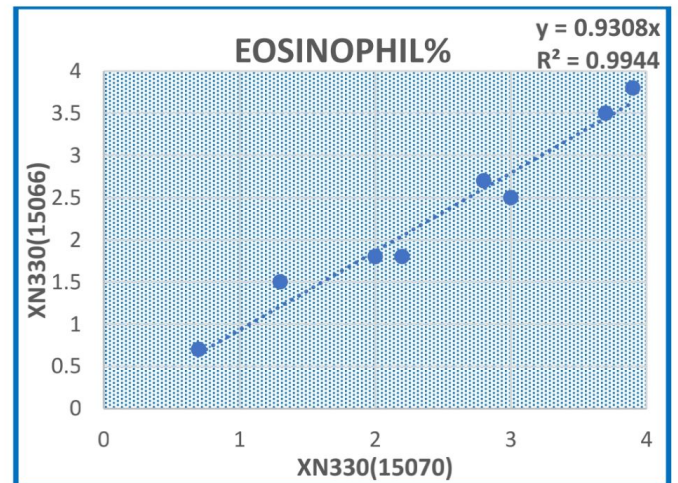
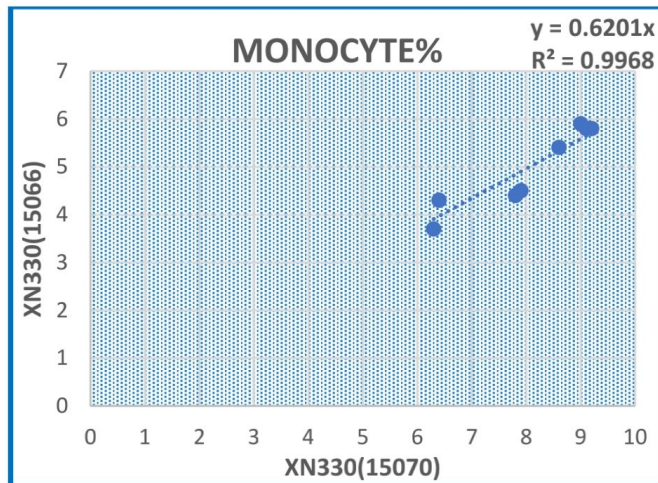
**VIJAY DIABETICS THYROID AND ENDOCRINE CLINIC, PONDICHERRY**  
**SYSMEX XN330 AUTOMATED HEMATOLOGY ANALYSER SAMPLE CORRELATION(INTRA)**

**SYSMEX XN330(S.NO:15070) VS SYSMEX XN330(S.NO:15066)**

Sample Correlation Performed On: 01-07-2023

MONOCYTE%			
S.No	Sample No	XN330 15070	XN330 15066
1	3194 KANTHAN	6.4	4.3
2	49977 GEORGE	9.2	5.8
3	9932RAJALAKSHMI	6.3	3.7
4	9068 SASI KUMAR	9.1	5.8
5	10248 DAYALAN	9	5.9
6	3553 FATHIMA	8.6	5.4
7	49906 SANDHIYA	7.8	4.4
8	44205 GURUDASS	7.9	4.5

EOSINOPHIL%			
S.No	Sample No	XN10 50655	XN10 44494
1	3194 KANTHAN	3.0	2.5
2	49977 GEORGE	0.7	0.7
3	9932RAJALAKSHMI	1.3	1.5
4	9068 SASI KUMAR	2.8	2.7
5	10248 DAYALAN	3.9	3.8
6	3553 FATHIMA	2.0	1.8
7	49906 SANDHIYA	3.7	3.5
8	44205 GURUDASS	2.2	1.8



<b>MONOCYTE%</b>	<b>N=8</b>	<b>R<sup>2</sup>=0.9968</b>
------------------	------------	-----------------------------

<b>EOSINOPHIL%</b>	<b>N=8</b>	<b>R<sup>2</sup>=0.9944</b>
--------------------	------------	-----------------------------

Prepared by

P.Ganesan  
 Sr. Application Specialist

Approved by

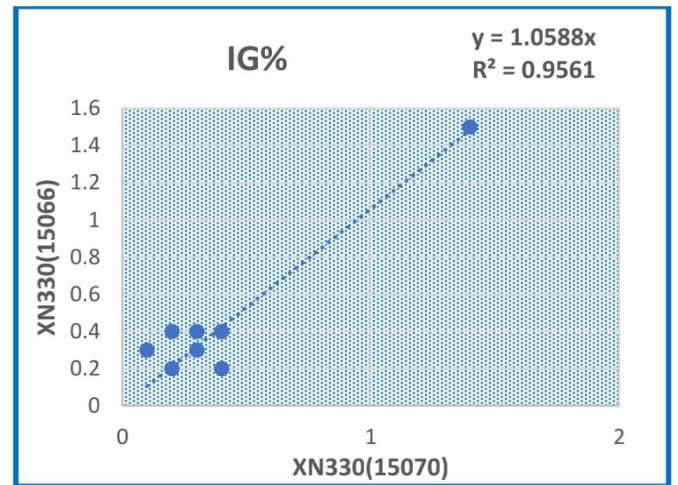
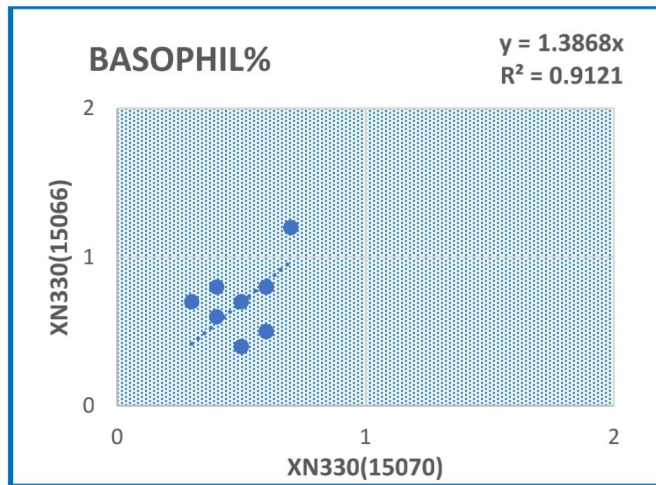
Dr.Vijay Baskar Reddy  
 Managing Director

**VIJAY DIABETICS THYROID AND ENDOCRINE CLINIC, PONDICHERRY**  
**SYSMEX XN330 AUTOMATED HEMATOLOGY ANALYSER SAMPLE CORRELATION (INTRA)**  
**SYSMEX XN330(S.NO:15070) VS SYSMEX XN330(S.NO:15066)**

Sample Correlation Performed On: 01-07-2023

BASOPHIL%			
S.No	Sample No	XN330 15070	XN330 15066
1	3194 KANTHAN	0.5	1.4
2	49977 GEORGE	0.6	0.5
3	9932RAJALAKSHMI	0.5	0.7
4	9068 SASI KUMAR	0.7	1.2
5	10248 DAYALAN	0.6	0.8
6	3553 FATHIMA	0.4	0.8
7	49906 SANDHIYA	0.4	0.6
8	44205 GURUDASS	0.3	0.7

IG%			
S.No	Sample No	XN10 50655	XN10 44494
1	3194 KANTHAN	0.2	0.4
2	49977 GEORGE	0.1	0.3
3	9932RAJALAKSHMI	0.2	0.2
4	9068 SASI KUMAR	0.4	0.4
5	10248 DAYALAN	0.4	0.2
6	3553 FATHIMA	0.3	0.4
7	49906 SANDHIYA	1.4	1.5
8	44205 GURUDASS	0.3	0.3



<b>BASOPHIL%</b>	<b>N=8</b>	<b>R<sup>2</sup>=0.9121</b>
------------------	------------	-----------------------------

<b>IG%</b>	<b>N=8</b>	<b>R<sup>2</sup>=0.9561</b>
------------	------------	-----------------------------

Prepared by

P.Ganesan  
 Sr. Application Specialist

Approved by

Dr.Vijay Baskar Reddy  
 Managing Director