



CAPA REPORT

No. 34		INPUTS:	
Date: 15.02.2023		EQAS monthly report	
Section:	Standard & Clause		
Department:	Biochemistry	Dept. Rep.	
Present / Potential Non-conformance: EQAS outlier for the parameter. "Phosphorous". Z-score - 3.83.			
Cause of Potential Non-conformance: Random error.			
Corrective Action: sample rerun and found ok. Rerun value - 5.8			
Preventive Action Report (to be completed by Auditee)			
Preventive Action: —		Completion Date	Remarks
		15.02.2023.	Complete.
Proposed Completion Date:	Actual Completion Date:	QM	
Effectiveness comments (to be verified)			
Verified by QM <i>L. Rajan</i>			
Information for Management Review:			
Management Representative			



CAPA REPORT

No. 5	INPUTS:	
Date: 8/11/22	EQAS REPORT	
Section: Biochemistry	Standard & Clause	
Department:	Dept. Rep.	
Present / Potential Non-conformance:		
EQAS outlier for Potassium in October 22		
Cause of Potential Non-conformance:		
might be due to equipment maintenance error.		
Corrective Action:		
EQAS sample re-run & found within limit. (re-run value - 4.16 (3.65 - 4.97))		
Preventive Action Report (to be completed by Auditee)		
Preventive Action:	Completion Date	Remarks
Staff trained for early maintenance of instrument	8/11/22	Satisfactory.
Proposed Completion Date:	Actual Completion Date:	QM
Effectiveness comments (to be verified)		
Verified by QM - <i>[Signature]</i>		
Information for Management Review:		
Management Representative		



CAPA REPORT

No. 41		INPUTS: EQAS report.
Date: 9.04.2023		
Section:	Standard & Clause	
Department:	Biochemistry	Dept. Rep.
Present / Potential Non-conformance:		
EQAS outlier for the parameter. "Potassium". Z-Score - -3.05 in March '23.		
Cause of Potential Non-conformance:		
might be due to maintenance of equipment and calibration as IQC was also on the lower side.		
Corrective Action:		
Sample rerun after equipment calibration. and found OK. Rerun result -		
Preventive Action Report (to be completed by Auditee)		
Preventive Action:	Completion Date	Remarks
staff training on regular. equipment calibration.	9.4.2023	Complete.
Proposed Completion Date:	Actual Completion Date:	QM
Effectiveness comments (to be verified)		
Verified by QM		
Information for Management Review:		
Management Representative		



CAPA REPORT

No. 29.		INPUTS:	
Date: 11.07.2023.		EQAS report.	
Section:	Standard & Clause		
Department:	Biochemistry.	Dept. Rep.	
Present / Potential Non-conformance:			
EQAS outlier for parameter 'ALP' in the month December '2022. Z-score - 4.33.			
Cause of Potential Non-conformance:			
Typographical error. Instead of 59.9, wrongly entered 135.99 v/L.			
Corrective Action:			
Training given. staff on verifying the results before submitting.			
Preventive Action Report (to be completed by Auditee)			
Preventive Action:	Completion Date	Remarks	
— do —	11.1/23	checked.	
Proposed Completion Date:	Actual Completion Date:	QM	
Effectiveness comments (to be verified)			
Verified by QM <i>[Signature]</i>			
Information for Management Review:			
Management Representative			

SENSACORE

ANALYZE SAMPLE

Na = 139.7 mmol/L
K = 4.16 mmol/L
Ca = 4.75 mg/dL
Cl = 102.8 mmol/L

Apr-09-22 18:45:23

Reagent: 77% Samples: 120

Ca = 4.72 mg/dL
Cl = 103.3 mmol/L

Apr-09-22 18:11:06

Reagent: 77% Samples: 119

NO. 34

Date: 15.02.2

Section:

ANALYZE TYPE: SERUM/PLASMA/CSF

Nov-08-22 18:05:01

SENSACORE

ANALYZE SAMPLE

Na = 139.1 mmol/L

K = 4.16 mmol/L

Ca = 4.72 mg/dL

Cl = 103.3 mmol/L

Nov-08-22 18:11:08

Reagent: 77% Samples: 119



Sleep

HOST



Admin

15/05 06:53 PM



Current

History

Statistics



By Sample



By Chemistry

Patient ID	Type	Sample ID	Bar Code	Status	Completion Time	Print	Chemistry	Result	Flag
	R	42	223460051	Complete	12/12/2022 12:31 PM	N	ALB	3.57	
	R	42	4223470050	Complete	13/12/2022 12:50 PM	N	TPR	3.90	v
	R	42	CMC--EQU AS	Complete	14/12/2022 01:24 PM	N	ALP	59.90	
	R	42	5223500015	Complete	16/12/2022 02:23 PM	N	CALCIUM	10.88	
	R	43	3223460050	Complete	12/12/2022 12:31 PM	N	AMY	29.20	
	R	43	223470049	Complete	13/12/2022 01:28 PM	N	GGT	22.57	
	R	43	RABI	Complete	16/12/2022 02:54 PM	N	MAG	2.53	
	R	44	70115	Complete	12/12/2022 12:31 PM	N	PHO	4.43	
	R	44	223470046	Complete	13/12/2022 12:57 PM	N	TIBC	84.87	
	R	44	223500051	Complete	16/12/2022 05:04 PM	N	GLU-HE	176	
	R	45	223460007	Complete	12/12/2022 02:52 PM	N	IRON M	133.38	
	R	45	22333456	Complete	13/12/2022 01:15 PM	N			
	R	45	CMC--EQ	Complete	14/12/2022 01:42 PM	N			
	R	45	4223500054	Complete	16/12/2022 07:45 PM	N			

Invalid sample ID(s)

VIEW LAB MONTHLY SUMMARY

Lab Name **SHREE MEDSCAN IMAGING CENTER**[Details About Robust Analysis](#)Lab No **16073**[Detail About Monthly Summary](#)Month **October**[Detail about SDI](#)Year **2022**Constituent Group **Chemistry I**[Click on the analyte to view Graphical Data](#)[All Analyser Result](#)[Print](#)Date of Result Entered : **20/10/2022**Date of Report Published : **03/11/2022**

Sl.No	Analyte	Method / Principle Name	Analyzer Name	No of Participants	DV	Participants		Your Value	SDI	U
						CV	SD			
1	GLUCOSE	Hexokinase	Any Analyser (Automation / Semi Automation)	162	111.52	5.59	6.23	112 mg/dL	0.08	0.98
2	UREA	Urease UV / GLDH	Agape	181	127.43	7.14	9.10	117.8 mg/dL	-1.06	1.35
3	CREATININE	Enzymatic Colorimetric	Agape	71	8.04	8.25	0.66	8.21 mg/dL	0.26	0.16
4	T.BILIRUBIN	Diazonium salt (Colorimetric) / Jendrassik	Agape	167	5.70	9.89	0.56	5.64 mg/dL	-0.11	0.09
5	T-PROTEIN	Biuret - Colorimetric	Agape	186	5.52	6.36	0.35	5.4 g/dL	-0.34	0.05
6	ALBUMIN	BCG - colorimetric	Agape	184	3.55	6.00	0.21	3.64 g/dL	0.42	0.03
7	CALCIUM	Arsenazo III	Agape	132	11.12	7.55	0.84	11.42 mg/dL	0.36	0.15
8	PHOSPHORUS	Molybdate UV / Phosphomolybdate complex	Agape	93	7.07	6.68	0.47	7.12 mg/dL	0.11	0.10
9	URIC ACID	Enzymatic / Uricase Colorimetric	Agape	195	6.08	9.85	0.60	6.4 mg/dL	0.53	0.09
10	CHOLESTEROL	CHOD-PAP	Agape	196	107.16	7.55	8.09	105.6 mg/dL	-0.19	1.16
11	TRIGLYCERIDE	GPO-PAP / Enzymatic Colorimetric / End Point	Agape	185	130.35	7.17	9.34	136.7 mg/dL	0.68	1.37
12	HDL	Direct method / Enzymatic colorimetric	Agape	152	26.36	8.76	2.31	26.2 mg/dL	-0.07	0.37
13	SODIUM	ISE - Indirect	Any Analyser	591	130.58	3.34	4.36	131.5 mmol/L	0.21	0.36
14	POTASSIUM	ISE - Indirect	Any Analyser	592	4.31	5.15	0.22	5 mmol/L	3.11	0.02

15	CHLORIDE	ISE - Indirect	Any Analyser	428	97.65	4.15	4.06	88.3 mmol/L	-2.31	0.39
16	AST	UV kinetic(with & without PLP (P-5-P))	Agape	176	35.53	13.07	4.64	36 U/L	0.10	0.70
17	ALT	UV kinetic(with & without PLP (P-5-P))	Agape	152	303.43	16.06	48.73	334.4 U/L	0.64	7.91
18	ALP	PNP AMP kinetic	Agape	92	230.45	17.38	40.06	332.8 U/L	2.55	8.35
19	AMYLASE	CNPG3	Agape	80	82.05	12.33	10.12	58.4 U/L	-2.34	2.26
20	IRON	Ferrene (No Protein Removal)	Any Analyser (Automation / Semi Automation)	118	192.65	9.55	18.40	223 ug/dL	1.65	3.39
21	MAGNESIUM	Xylidyl Blue	Agape	28	3.12	14.24	0.44	3.56 mg/dL	0.99	0.17

SDI Range	Interpretation
Within -1.00 to +1.00	Excellent.
Within ± 1.01 to ± 2.00	Good.
Within ± 2.01 to ± 2.99	Accept with caution. Warning Signal.
Beyond ± 3.0	Unacceptable performance. Action Signal.

Links

Modify Address	Modify Methods	Submit Lab Results	View Lab Monthly Summary
Yearly Summary	Change Password	Home	Sign-out



CHRISTIAN MEDICAL COLLEGE

DEPARTMENT OF CLINICAL BIOCHEMISTRY
CMC EXTERNAL QUALITY ASSURANCE SCHEME
MONTHLY SUMMARY REPORT - OCTOBER 2022



PC-1024

Lab Name	SHREE MEDSCAN IMAGING CENTER	Lab No	16073
Constituent Group	HbA1c	Date of Result Entered :	20/10/2022
PT item	Lyophilized human whole blood based	Date of Report Published :	03/11/2022

Sl.No	Analyte	Method / Principle Name	Analyzer Name	No of Participants	DV	Participants		Your Value	SDI	U
						CV	SD			
1	HbA1c	Turbidimetric Inhibition Immunoassay	Any Analyser	250	6.98	10.61	0.74	8.2 %	1.65	0.09

SDI Range	Interpretation
Within -1.00 to +1.00	Excellent.
Within ± 1.01 to ± 2.00	Good.
Within ± 2.01 to ± 2.99	Accept with caution. Warning Signal.
Beyond ± 3.0	Unacceptable performance. Action Signal.

LAB ADDRESS :

SHREE MEDSCAN IMAGING CENTER
PLOT NO.420/2348, PADMAVATI VIHAR, DAMANA, CHANDRASEKHARPUR
BHUBANESWAR
ODISHA751021

Coordinator Contact Details:
Email:clinqc@cmcvellore.ac.in
Contact Number: 0416-2283102

Pamela Christudoss

Dr. Pamela Christudoss
CMC EQAS Coordinator
Christian Medical College, Vellore

Homogeneity and Stability of the sample is passed.
Data in CMC EQAS reports is confidential
CMC EQAS does not sub contract any components
***** End of Report *****



CHRISTIAN MEDICAL COLLEGE

DEPARTMENT OF CLINICAL BIOCHEMISTRY
CMC EXTERNAL QUALITY ASSURANCE SCHEME
MONTHLY SUMMARY REPORT - NOVEMBER 2022



Lab Name **SHREE MEDSCAN IMAGING CENTER**

Lab No **16073**

Constituent Group **Chemistry I**

Date of Result Entered : **18/11/2022**

PT item **Lyophilized human serum based**

Date of Report Published : **06/12/2022**

Sl.No	Analyte	Method / Principle Name	Analyzer Name	No of Participants	DV	Participants		Your Value	SDI	U
						CV	SD			
1	GLUCOSE	Hexokinase	Any Analyser (Automation / Semi Automation)	157	320.64	6.06	19.44	337 mg/dL	0.84	3.10
2	UREA	Urease UV / GLDH	Agape	175	57.21	5.93	3.39	57.78 mg/dL	0.17	0.51
3	CREATININE	Enzymatic Colorimetric	Agape	68	3.85	7.17	0.28	3.49 mg/dL	-1.30	0.07
4	T.BILIRUBIN	Diazonium salt (Colorimetric) / Jendrassik	Agape	158	1.81	9.87	0.18	1.69 mg/dL	-0.67	0.03
5	T-PROTEIN	Biuret - Colorimetric	Agape	192	5.63	5.49	0.31	5.62 g/dL	-0.03	0.04
6	ALBUMIN	BCG - colorimetric	Agape	178	3.62	6.27	0.23	3.52 g/dL	-0.44	0.03
7	CALCIUM	Arsenazo III	Agape	135	10.72	5.99	0.64	11.25 mg/dL	0.83	0.11
8	PHOSPHORUS	Molybdate UV / Phosphomolybdate complex	Agape	95	4.38	6.69	0.29	4.48 mg/dL	0.34	0.06
9	URIC ACID	Enzymatic / Uricase Colorimetric	Agape	190	9.20	7.57	0.70	9.47 mg/dL	0.39	0.10
10	CHOLESTEROL	CHOD-PAP	Agape	201	112.18	7.04	7.90	106.55 mg/dL	-0.71	1.11
11	TRIGLYCERIDE	GPO-PAP / Enzymatic Colorimetric / End Point	Agape	190	224.07	6.57	14.73	223.73 mg/dL	-0.02	2.14
12	HDL	Direct method / Enzymatic colorimetric	Agape	145	26.41	9.45	2.50	25.73 mg/dL	-0.27	0.41
13	SODIUM	ISE - Indirect	Any Analyser	575	137.32	3.16	4.34	135.1 mmol/L	-0.51	0.36
14	POTASSIUM	ISE - Indirect	Any Analyser	576	5.35	6.62	0.35	4.77 mmol/L	-1.64	0.03
15	CHLORIDE	ISE - Indirect	Any Analyser	433	98.05	4.60	4.51	105 mmol/L	1.54	0.43
16	AST	UV kinetic(with & without PLP (P-5-P))	Agape	173	152.83	8.44	12.90	162.56 U/L	0.75	1.96
17	ALT	UV kinetic(with & without PLP (P-5-P))	Agape	161	51.76	16.27	8.42	53.79 U/L	0.24	1.33
18	ALP	PNP AMP kinetic	Agape	68	163.20	13.76	22.45	194.52 U/L	1.39	5.45
19	AMYLASE	CNPG3	Agape	80	77.67	11.64	9.04	29.6 U/L	-5.32	2.02
20	IRON	Ferrene (No Protein Removal)	Any Analyser (Automation / Semi Automation)	91	108.62	16.27	17.67	174.87 ug/dL	3.75	3.71
21	MAGNESIUM	Xylidyl Blue	Agape	26	1.75	15.43	0.27	3.08 mg/dL	4.93	0.11

SDI Range	Interpretation
Within -1.00 to +1.00	Excellent.
Within ± 1.01 to ± 2.00	Good.
Within ± 2.01 to ± 2.99	Accept with caution. Warning Signal.
Beyond ± 3.0	Unacceptable performance. Action Signal.

LAB ADDRESS :

SHREE MEDSCAN IMAGING CENTER
PLOT NO.420/2348, PADMAVATI VIHAR, DAMANA, CHANDRASEKHARPUR
BHUBANESWAR
ODISHA751021

Coordinator Contact Details:
Email:clinqc@cmcvellore.ac.in
Contact Number: 0416-2283102

Pamela Christudoss

Dr. Pamela Christudoss
CMC EQAS Coordinator
Christian Medical College, Vellore

Homogeneity and Stability of the sample is passed.
Data in CMC EQAS reports is confidential
CMC EQAS does not sub contract any components
***** End of Report *****



CHRISTIAN MEDICAL COLLEGE

DEPARTMENT OF CLINICAL BIOCHEMISTRY
CMC EXTERNAL QUALITY ASSURANCE SCHEME
MONTHLY SUMMARY REPORT - NOVEMBER 2022



PC-1024

Lab Name	SHREE MEDSCAN IMAGING CENTER	Lab No	16073
Constituent Group	HbA1c	Date of Result Entered :	15/11/2022
PT item	Lyophilized human whole blood based	Date of Report Published :	06/12/2022

Sl.No	Analyte	Method / Principle Name	Analyzer Name	No of Participants	DV	Participants		Your Value	SDI	U
						CV	SD			
1	HbA1c	Turbidimetric Inhibition Immunoassay	Any Analyser	200	8.29	9.52	0.79	10.53 %	2.84	0.11

SDI Range	Interpretation
Within -1.00 to +1.00	Excellent.
Within ± 1.01 to ± 2.00	Good.
Within ± 2.01 to ± 2.99	Accept with caution. Warning Signal.
Beyond ± 3.0	Unacceptable performance. Action Signal.

LAB ADDRESS :

SHREE MEDSCAN IMAGING CENTER
PLOT NO.420/2348, PADMAVATI VIHAR, DAMANA, CHANDRASEKHARPUR
BHUBANESWAR
ODISHA751021

Coordinator Contact Details:
Email:clinqc@cmcvellore.ac.in
Contact Number: 0416-2283102

Pamela Christudoss

Dr. Pamela Christudoss
CMC EQAS Coordinator
Christian Medical College, Vellore

Homogeneity and Stability of the sample is passed.
Data in CMC EQAS reports is confidential
CMC EQAS does not sub contract any components
***** End of Report *****

VIEW LAB MONTHLY SUMMARY

Lab Name **SHREE MEDSCAN IMAGING CENTER**[Details About Robust Analysis](#)Lab No **16073**[Detail About Monthly Summary](#)Month **December**[Detail about SDI](#)Year **2022**Constituent Group **Chemistry I**[Click on the analyte to view Graphical Data](#)[All Analyser Result](#)[Print](#)Date of Result Entered : **15/12/2022**Date of Report Published : **05/01/2023**

Sl.No	Analyte	Method / Principle Name	Analyzer Name	No of Participants	DV	Participants		Your Value	SDI	U
						CV	SD			
1	GLUCOSE	Hexokinase	Any Analyser (Automation / Semi Automation)	165	178.95	5.16	9.22	176 mg/dL	-0.32	1.44
2	UREA	Urease UV / GLDH	Agape	188	99.01	6.76	6.69	83.4 mg/dL	-2.33	0.98
3	CREATININE	Enzymatic Colorimetric	Agape	71	3.06	6.51	0.20	2.7 mg/dL	-1.81	0.05
4	T.BILIRUBIN	Diazonium salt (Colorimetric) / Jendrassik	Agape	167	3.10	10.02	0.31	2.9 mg/dL	-0.64	0.05
5	ALBUMIN	BCG - colorimetric	Agape	190	3.37	5.22	0.18	3.57 g/dL	1.14	0.03
6	CALCIUM	Arsenazo III	Agape	141	10.44	5.95	0.62	10.88 mg/dL	0.71	0.10
7	PHOSPHORUS	Molybdate UV / Phosphomolybdate complex	Agape	96	4.33	4.71	0.20	4.43 mg/dL	0.49	0.04
8	URIC ACID	Enzymatic / Uricase Colorimetric	Agape	187	6.93	8.40	0.58	6.81 mg/dL	-0.21	0.09
9	CHOLESTEROL	CHOD-PAP	Agape	210	99.42	6.69	6.65	95 mg/dL	-0.66	0.92
10	TRIGLYCERIDE	GPO-PAP / Enzymatic Colorimetric / End Point	Agape	199	173.78	6.65	11.56	180.5 mg/dL	0.58	1.64
11	HDL	Direct method / Enzymatic colorimetric	Agape	169	24.88	10.69	2.66	22.65 mg/dL	-0.84	0.41
12	SODIUM	ISE - Indirect	Any Analyser	594	134.69	2.78	3.75	133.7 mmol/L	-0.26	0.31
13	POTASSIUM	ISE - Indirect	Any Analyser	582	3.12	5.43	0.17	2.83 mmol/L	-1.72	0.01

14	CHLORIDE	ISE - Indirect	Any Analyser	444	96.64	4.18	4.04	103.6 mmol/L	1.72	0.38
15	AST	UV kinetic(with & without PLP (P-5-P))	Agape	195	59.86	8.21	4.91	57.37 U/L	-0.51	0.70
16	ALT	UV kinetic(with & without PLP (P-5-P))	Agape	167	96.58	10.78	10.41	96.7 U/L	0.01	1.61
17	ALP	PNP AMP kinetic	Agape	71	78.77	16.76	13.20	135.99 U/L	4.33	3.13
18	AMYLASE	CNPG3	Agape	84	33.59	14.44	4.85	29.2 U/L	-0.91	1.06
19	IRON	Ferrene (No Protein Removal)	Any Analyser (Automation / Semi Automation)	116	119.84	14.35	17.20	133.3 ug/dL	0.78	3.19
20	MAGNESIUM	Xylidyl Blue	Agape	26	2.07	14.57	0.30	2.53 mg/dL	1.52	0.12

SDI Range	Interpretation
Within -1.00 to +1.00	Excellent.
Within ±1.01 to ±2.00	Good.
Within ±2.01 to ±2.99	Accept with caution. Warning Signal.
Beyond ±3.0	Unacceptable performance. Action Signal.

Links

Modify Address	Modify Methods	Submit Lab Results	View Lab Monthly Summary
Yearly Summary	Change Password	Home	Sign-out



CHRISTIAN MEDICAL COLLEGE

DEPARTMENT OF CLINICAL BIOCHEMISTRY
 CMC EXTERNAL QUALITY ASSURANCE SCHEME
 MONTHLY SUMMARY REPORT - DECEMBER 2022



PC-1024

Lab Name	SHREE MEDSCAN IMAGING CENTER	Lab No	16073
Constituent Group	HbA1c	Date of Result Entered :	15/12/2022
PT item	Lyophilized human whole blood based	Date of Report Published :	05/01/2023

Sl.No	Analyte	Method / Principle Name	Analyzer Name	No of Participants	DV	Participants		Your Value	SDI	U
						CV	SD			
1	HbA1c	Turbidimetric Inhibition Immunoassay	Any Analyser	270	6.18	11.63	0.72	7.27 %	1.52	0.09

SDI Range	Interpretation
Within -1.00 to +1.00	Excellent.
Within ± 1.01 to ± 2.00	Good.
Within ± 2.01 to ± 2.99	Accept with caution. Warning Signal.
Beyond ± 3.0	Unacceptable performance. Action Signal.

LAB ADDRESS :

SHREE MEDSCAN IMAGING CENTER
 PLOT NO.420/2348, PADMAVATI VIHAR, DAMANA, CHANDRASEKHARPUR
 BHUBANESWAR
 ODISHA751021

Coordinator Contact Details:
 Email:clinqc@cmcvellore.ac.in
 Contact Number: 0416-2283102

Pamela Christudoss

Dr. Pamela Christudoss
 CMC EQAS Coordinator
 Christian Medical College, Vellore

Homogeneity and Stability of the sample is passed.
 Data in CMC EQAS reports is confidential
 CMC EQAS does not sub contract any components
 ***** End of Report *****

VIEW LAB MONTHLY SUMMARY

Lab Name **SHREE MEDSCAN IMAGING CENTER**[Details About Robust Analysis](#)Lab No **16073**[Detail About Monthly Summary](#)Month **January**[Detail about SDI](#)Year **2023**Constituent Group **Chemistry I**[Click on the analyte to view Graphical Data](#)[All Analyser Result](#)[Print](#)Date of Result Entered : **22/01/2023**Date of Report Published : **09/02/2023**

Sl.No	Analyte	Method / Principle Name	Analyzer Name	No of Participants	DV	Participants		Your Value	SDI	U
						CV	SD			
1	GLUCOSE	Hexokinase	Any Analyser (Automation / Semi Automation)	157	174.21	4.68	8.15	173 mg/dL	-0.15	1.30
2	UREA	Urease UV / GLDH	Agape	188	31.30	8.45	2.64	25.63 mg/dL	-2.15	0.39
3	CREATININE	Enzymatic Colorimetric	Agape	72	1.30	8.71	0.11	1.28 mg/dL	-0.18	0.03
4	T.BILIRUBIN	Diazonium salt (Colorimetric) / Jendrassik	Agape	156	3.21	9.61	0.31	3.24 mg/dL	0.10	0.05
5	T-PROTEIN	Biuret - Colorimetric	Agape	184	5.38	6.33	0.34	5.64 g/dL	0.76	0.05
6	ALBUMIN	BCG - colorimetric	Agape	179	3.49	4.98	0.17	3.45 g/dL	-0.23	0.03
7	CALCIUM	Arsenazo III	Agape	141	9.71	5.02	0.49	9.59 mg/dL	-0.25	0.08
8	PHOSPHORUS	Molybdate UV / Phosphomolybdate complex	Agape	93	6.17	5.39	0.33	7.44 mg/dL	3.83	0.07
9	URIC ACID	Enzymatic / Uricase Colorimetric	Agape	191	4.52	9.40	0.42	4.41 mg/dL	-0.26	0.06
10	CHOLESTEROL	CHOD-PAP	Agape	197	106.07	6.43	6.82	102.48 mg/dL	-0.53	0.97
11	TRIGLYCERIDE	GPO-PAP / Enzymatic Colorimetric / End Point	Agape	187	103.78	6.80	7.06	107.21 mg/dL	0.49	1.03
12	HDL	Direct method / Enzymatic colorimetric	Agape	162	25.79	9.23	2.38	24.05 mg/dL	-0.73	0.37
13	SODIUM	ISE - Indirect	Any Analyser	534	132.33	3.10	4.10	135.4 mmol/L	0.75	0.36

14	POTASSIUM	ISE - Indirect	Any Analyser	533	3.42	4.98	0.17	2.99 mmol/L	-2.53	0.01
15	CHLORIDE	ISE - Indirect	Any Analyser	404	97.55	4.09	3.99	102.1 mmol/L	1.14	0.40
16	AST	UV kinetic(with & without PLP (P-5-P))	Agape	182	48.99	9.47	4.64	48.67 U/L	-0.07	0.69
17	ALT	UV kinetic(with & without PLP (P-5-P))	Agape	170	63.25	14.09	8.91	68.13 U/L	0.55	1.37
18	ALP	PNP DEA kinetic	Any Analyser (Automation / Semi Automation)	273	134.63	19.06	25.66	152.87 U/L	0.71	3.11
19	AMYLASE	CNPG3	Agape	83	34.27	17.61	6.04	33.52 U/L	-0.12	1.32
20	IRON	Ferrene (No Protein Removal)	Any Analyser (Automation / Semi Automation)	109	161.18	10.71	17.26	188.9 ug/dL	1.61	3.31
21	MAGNESIUM	Xylidyl Blue	Agape	27	2.23	13.30	0.30	2.94 mg/dL	2.40	0.11

SDI Range	Interpretation
Within -1.00 to +1.00	Excellent.
Within ±1.01 to ±2.00	Good.
Within ±2.01 to ±2.99	Accept with caution. Warning Signal.
Beyond ±3.0	Unacceptable performance. Action Signal.

Links

Modify Address	Modify Methods	Submit Lab Results	View Lab Monthly Summary
Yearly Summary	Change Password	Home	Sign-out



CHRISTIAN MEDICAL COLLEGE

DEPARTMENT OF CLINICAL BIOCHEMISTRY
CMC EXTERNAL QUALITY ASSURANCE SCHEME
MONTHLY SUMMARY REPORT - MARCH 2023



PC-1024

Lab Name	SHREE MEDSCAN IMAGING CENTER	Lab No	16073
Constituent Group	HbA1c	Date of Result Entered :	21/03/2023
PT item	Lyophilized human whole blood based	Date of Report Published :	04/04/2023

Sl.No	Analyte	Method / Principle Name	Analyzer Name	No of Participants	DV	Participants		Your Value	SDI	U
						CV	SD			
1	HbA1c	Turbidimetric Inhibition Immunoassay	Any Analyser	312	6.29	11.79	0.74	6 %	-0.39	0.08

SDI Range	Interpretation
Within -1.00 to +1.00	Excellent.
Within ± 1.01 to ± 2.00	Good.
Within ± 2.01 to ± 2.99	Accept with caution. Warning Signal.
Beyond ± 3.0	Unacceptable performance. Action Signal.

LAB ADDRESS :

SHREE MEDSCAN IMAGING CENTER
PLOT NO.420/2348, PADMAVATI VIHAR, DAMANA, CHANDRASEKHARPUR
BHUBANESWAR
ODISHA751021

Coordinator Contact Details:
Email:clinqc@cmcvellore.ac.in
Contact Number: 0416-2283102

Pamela Christudoss

Dr. Pamela Christudoss
CMC EQAS Coordinator
Christian Medical College, Vellore

Homogeneity and Stability of the sample is passed.
Data in CMC EQAS reports is confidential
CMC EQAS does not sub contract any components
***** End of Report *****



CHRISTIAN MEDICAL COLLEGE

DEPARTMENT OF CLINICAL BIOCHEMISTRY
CMC EXTERNAL QUALITY ASSURANCE SCHEME
MONTHLY SUMMARY REPORT - FEBRUARY 2023



PC-1024

Lab Name **SHREE MEDSCAN IMAGING CENTER**Lab No **16073**Constituent Group **Chemistry I**Date of Result Entered : **21/02/2023**PT item **Lyophilized human serum based**Date of Report Published : **08/03/2023**

Sl.No	Analyte	Method / Principle Name	Analyzer Name	No of Participants	DV	Participants		Your Value	SDI	U
						CV	SD			
1	GLUCOSE	Hexokinase	Any Analyser (Automation / Semi Automation)	182	120.06	5.58	6.70	118 mg/dL	-0.31	0.99
2	UREA	Urease UV / GLDH	Agape	209	128.72	7.50	9.66	119.46 mg/dL	-0.96	1.34
3	CREATININE	Enzymatic Colorimetric	Agape	73	4.96	6.94	0.34	4.85 mg/dL	-0.32	0.08
4	T.BILIRUBIN	Diazonium salt (Colorimetric) / Jendrassik	Agape	161	1.45	12.86	0.19	1.52 mg/dL	0.37	0.03
5	T-PROTEIN	Biuret - Colorimetric	Agape	203	4.62	6.82	0.32	4.39 g/dL	-0.73	0.04
6	ALBUMIN	BCG - colorimetric	Agape	195	3.14	6.59	0.21	2.98 g/dL	-0.77	0.03
7	CALCIUM	Arsenazo III	Agape	152	10.84	5.96	0.65	11.19 mg/dL	0.54	0.10
8	PHOSPHORUS	Molybdate UV / Phosphomolybdate complex	Agape	106	4.13	5.85	0.24	3.91 mg/dL	-0.91	0.05
9	URIC ACID	Enzymatic / Uricase Colorimetric	Agape	210	7.31	7.47	0.55	6.96 mg/dL	-0.64	0.08
10	CHOLESTEROL	CHOD-PAP	Agape	220	92.59	8.46	7.83	83.36 mg/dL	-1.18	1.06
11	TRIGLYCERIDE	GPO-PAP / Enzymatic Colorimetric / End Point	Agape	207	82.77	9.23	7.64	76.52 mg/dL	-0.82	1.06
12	HDL	Direct method / Enzymatic colorimetric	Agape	156	22.46	10.65	2.39	19.78 mg/dL	-1.12	0.38
13	SODIUM	ISE - Indirect	Any Analyser	540	120.46	3.87	4.66	120.6 mmol/L	0.03	0.40
14	POTASSIUM	ISE - Indirect	Any Analyser	556	4.99	5.73	0.29	4.36 mmol/L	-2.20	0.02
15	CHLORIDE	ISE - Indirect	Any Analyser	399	92.62	4.64	4.30	101.8 mmol/L	2.13	0.43
16	AST	UV kinetic(with & without PLP (P-5-P))	Agape	190	198.94	8.49	16.89	187.01 U/L	-0.71	2.45
17	ALT	UV kinetic(with & without PLP (P-5-P))	Agape	186	51.58	16.41	8.46	53.85 U/L	0.27	1.24
18	ALP	PNP DEA kinetic	Any Analyser (Automation / Semi Automation)	338	250.37	15.97	39.99	294.41 U/L	1.10	4.35
19	AMYLASE	CNPG3	Agape	100	67.88	13.76	9.34	58.32 U/L	-1.02	1.87
20	IRON	Ferrene (No Protein Removal)	Any Analyser (Automation / Semi Automation)	119	95.69	10.53	10.07	103.1 ug/dL	0.74	1.85
21	MAGNESIUM	Xylidyl Blue	Agape	28	3.44	13.18	0.45	4.27 mg/dL	1.84	0.17

SDI Range	Interpretation
Within -1.00 to +1.00	Excellent.
Within ± 1.01 to ± 2.00	Good.
Within ± 2.01 to ± 2.99	Accept with caution. Warning Signal.
Beyond ± 3.0	Unacceptable performance. Action Signal.

LAB ADDRESS :

SHREE MEDSCAN IMAGING CENTER
PLOT NO.420/2348, PADMAVATI VIHAR, DAMANA, CHANDRASEKHARPUR
BHUBANESWAR
ODISHA751021

Coordinator Contact Details:
Email:clinqc@cmcvellore.ac.in
Contact Number: 0416-2283102

Pamela Christudoss

Dr. Pamela Christudoss
CMC EQAS Coordinator
Christian Medical College, Vellore

Homogeneity and Stability of the sample is passed.
Data in CMC EQAS reports is confidential
CMC EQAS does not sub contract any components
***** End of Report *****



CHRISTIAN MEDICAL COLLEGE

DEPARTMENT OF CLINICAL BIOCHEMISTRY
CMC EXTERNAL QUALITY ASSURANCE SCHEME
MONTHLY SUMMARY REPORT - FEBRUARY 2023



PC-1024

Lab Name	SHREE MEDSCAN IMAGING CENTER	Lab No	16073
Constituent Group	HbA1c	Date of Result Entered :	21/02/2023
PT item	Lyophilized human whole blood based	Date of Report Published :	08/03/2023

Sl.No	Analyte	Method / Principle Name	Analyzer Name	No of Participants	DV	Participants		Your Value	SDI	U
						CV	SD			
1	HbA1c	Turbidimetric Inhibition Immunoassay	Any Analyser	294	7.92	12.81	1.01	8.21 %	0.29	0.12

SDI Range	Interpretation
Within -1.00 to +1.00	Excellent.
Within ± 1.01 to ± 2.00	Good.
Within ± 2.01 to ± 2.99	Accept with caution. Warning Signal.
Beyond ± 3.0	Unacceptable performance. Action Signal.

LAB ADDRESS :


SHREE MEDSCAN IMAGING CENTER
PLOT NO.420/2348, PADMAVATI VIHAR, DAMANA, CHANDRASEKHARPUR
BHUBANESWAR
ODISHA751021

Coordinator Contact Details:
Email:clinqc@cmcvellore.ac.in
Contact Number: 0416-2283102

Pamela Christudoss

Dr. Pamela Christudoss
CMC EQAS Coordinator
Christian Medical College, Vellore

Homogeneity and Stability of the sample is passed.
Data in CMC EQAS reports is confidential
CMC EQAS does not sub contract any components
***** End of Report *****



CHRISTIAN MEDICAL COLLEGE

DEPARTMENT OF CLINICAL BIOCHEMISTRY
CMC EXTERNAL QUALITY ASSURANCE SCHEME
MONTHLY SUMMARY REPORT - MARCH 2023



Lab Name **SHREE MEDSCAN IMAGING CENTER**

Lab No **16073**

Constituent Group **Chemistry I**

Date of Result Entered : **21/03/2023**

PT item **Lyophilized human serum based**

Date of Report Published : **04/04/2023**

Sl.No	Analyte	Method / Principle Name	Analyzer Name	No of Participants	DV	Participants		Your Value	SDI	U
						CV	SD			
1	GLUCOSE	Hexokinase	Any Analyser (Automation / Semi Automation)	190	330.16	5.20	17.16	328 mg/dL	-0.13	2.49
2	UREA	Urease UV / GLDH	Agape	211	59.19	7.80	4.62	64.72 mg/dL	1.20	0.64
3	CREATININE	Enzymatic Colorimetric	Agape	78	1.84	5.54	0.10	1.77 mg/dL	-0.69	0.02
4	T.BILIRUBIN	Diazonium salt (Colorimetric) / Jendrassik	Agape	178	5.52	9.41	0.52	5.86 mg/dL	0.66	0.08
5	T-PROTEIN	Biuret - Colorimetric	Agape	209	5.37	6.56	0.35	5.37 g/dL	0.00	0.05
6	ALBUMIN	BCG - colorimetric	Agape	199	3.50	6.38	0.22	3.26 g/dL	-1.08	0.03
7	CALCIUM	Arsenazo III	Agape	159	9.71	6.31	0.61	9.2 mg/dL	-0.83	0.10
8	PHOSPHORUS	Molybdate UV / Phosphomolybdate complex	Agape	108	8.22	7.51	0.62	7.11 mg/dL	-1.80	0.12
9	URIC ACID	Enzymatic / Uricase Colorimetric	Agape	183	3.89	9.41	0.37	3.74 mg/dL	-0.41	0.05
10	CHOLESTEROL	CHOD-PAP	Agape	224	102.93	8.27	8.52	95.11 mg/dL	-0.92	1.14
11	TRIGLYCERIDE	GPO-PAP / Enzymatic Colorimetric / End Point	Agape	213	138.28	7.41	10.25	129.09 mg/dL	-0.90	1.41
12	HDL	Direct method / Enzymatic colorimetric	Agape	163	25.63	9.62	2.46	23.12 mg/dL	-1.02	0.39
13	SODIUM	ISE - Indirect	Any Analyser	544	137.41	2.92	4.01	137.9 mmol/L	0.12	0.34
14	POTASSIUM	ISE - Indirect	Any Analyser	554	4.06	4.75	0.19	3.48 mmol/L	-3.05	0.02
15	CHLORIDE	ISE - Indirect	Any Analyser	402	99.95	4.28	4.28	106.2 mmol/L	1.46	0.43
16	AST	UV kinetic(with & without PLP (P-5-P))	Agape	203	67.58	9.27	6.26	77.1 U/L	1.52	0.88
17	ALT	UV kinetic(with & without PLP (P-5-P))	Agape	179	219.88	16.88	37.12	294.04 U/L	2	5.55
18	ALP	PNP DEA kinetic	Any Analyser (Automation / Semi Automation)	259	79.56	18.89	15.03	94.9 U/L	1.02	1.87
19	AMYLASE	CNPG3	Agape	89	88.12	11.87	10.46	73.79 U/L	-1.37	2.22
20	IRON	Ferrene (No Protein Removal)	Any Analyser (Automation / Semi Automation)	135	115.24	12.96	14.93	115.46 ug/dL	0.01	2.57
21	MAGNESIUM	Xylidyl Blue	Agape	33	1.80	16.13	0.29	2.18 mg/dL	1.31	0.10

SDI Range	Interpretation
Within -1.00 to +1.00	Excellent.
Within ± 1.01 to ± 2.00	Good.
Within ± 2.01 to ± 2.99	Accept with caution. Warning Signal.
Beyond ± 3.0	Unacceptable performance. Action Signal.

LAB ADDRESS :

SHREE MEDSCAN IMAGING CENTER

PLOT NO.420/2348, PADMAVATI VIHAR, DAMANA, CHANDRASEKHARPUR

BHUBANESWAR

ODISHA751021

Coordinator Contact Details:

Email:clinqc@cmcvellore.ac.in

Contact Number: 0416-2283102

Pamela Christudoss

Dr. Pamela Christudoss
CMC EQAS Coordinator
Christian Medical College, Vellore

Homogeneity and Stability of the sample is passed.

Data in CMC EQAS reports is confidential

CMC EQAS does not sub contract any components

***** End of Report *****



CHRISTIAN MEDICAL COLLEGE

DEPARTMENT OF CLINICAL BIOCHEMISTRY
CMC EXTERNAL QUALITY ASSURANCE SCHEME
MONTHLY SUMMARY REPORT - JANUARY 2023



PC-1024

Lab Name	SHREE MEDSCAN IMAGING CENTER	Lab No	16073
Constituent Group	HbA1c	Date of Result Entered :	22/01/2023
PT item	Lyophilized human whole blood based	Date of Report Published :	09/02/2023

Sl.No	Analyte	Method / Principle Name	Analyzer Name	No of Participants	DV	Participants		Your Value	SDI	U
						CV	SD			
1	HbA1c	Turbidimetric Inhibition Immunoassay	Any Analyser	311	6.09	11.39	0.69	7.59 %	2.16	0.08

SDI Range	Interpretation
Within -1.00 to +1.00	Excellent.
Within ± 1.01 to ± 2.00	Good.
Within ± 2.01 to ± 2.99	Accept with caution. Warning Signal.
Beyond ± 3.0	Unacceptable performance. Action Signal.

LAB ADDRESS :

SHREE MEDSCAN IMAGING CENTER
PLOT NO.420/2348, PADMAVATI VIHAR, DAMANA, CHANDRASEKHARPUR
BHUBANESWAR
ODISHA751021

Coordinator Contact Details:
Email:clinqc@cmcvellore.ac.in
Contact Number: 0416-2283102

Pamela Christudoss

Dr. Pamela Christudoss
CMC EQAS Coordinator
Christian Medical College, Vellore

Homogeneity and Stability of the sample is passed.
Data in CMC EQAS reports is confidential
CMC EQAS does not sub contract any components
***** End of Report *****