



# RML- Quality Assurance Program (RML-QAP)



## Urine Routine Analysis

### ALL METHOD REPORT

Lab Code: 2749

Cycle - 12/2023  
Round No -07

Date: 31/07/2023

Parameters	Units	No.of. Participants	Consensus		Consensus Result	Your Value	Remark
			Number	%			
Specific Gravity	-	344	312	91%	1.010-1.020	1.010	Within consensus
pH	-	344	303	88%	6.0	6.0	Within consensus
Leukocytes	/µl	336	328	98%	Negative	Negative	Within consensus
Nitrite	-	335	320	96%	Negative	Negative	Within consensus
Protein	mg/dl	343	335	98%	Negative	Negative	Within consensus
Glucose	mg/dl	344	337	98%	Negative	Negative	Within consensus
Ketones	-	343	335	98%	Negative	Negative	Within consensus
Urobilinogen	mg/dl	340	323	95%	Negative	Negative	Within consensus
Bilirubin	mg/dl	340	323	95%	Negative	Negative	Within consensus
Blood (Hemoglobin)	/µl	341	330	97%	Negative	Negative	Within consensus

Legends	≥ 60% Consensus	(*) Outside Consensus	(@) No Consensus	(.) Not Reported	(#)Late Result Submission
---------	-----------------	-----------------------	------------------	------------------	---------------------------

Chief Coordinator

Dr.Sanjay Mehrotra

Checked By

Prepared By: L.G.

Programme Director

Dr.Bandana Mehrotra

Page 1 of 4

Doc. No.: ASS / FR / 10 / R 01 / Dt: 05.01.2022



Address: B-171, Nirala Nagar, Lucknow-226020. Ph.: 4034100-130 (30 Lines), 4077180, 2788444 Fax : (0522)2788555  
Email: rmlresearchfoundation@gmail.com Website: www.rmlpathology.com

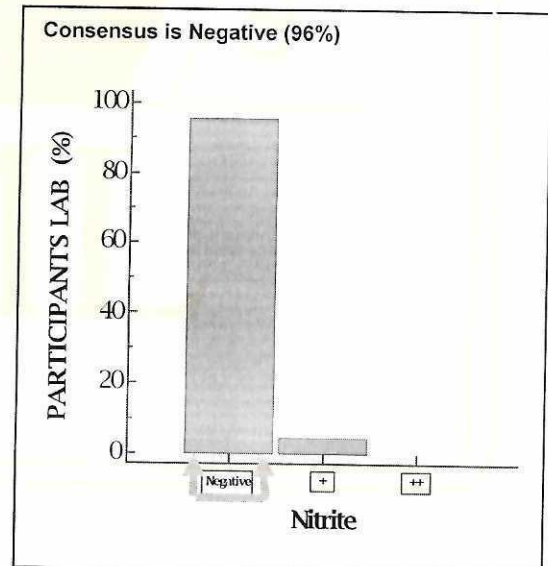
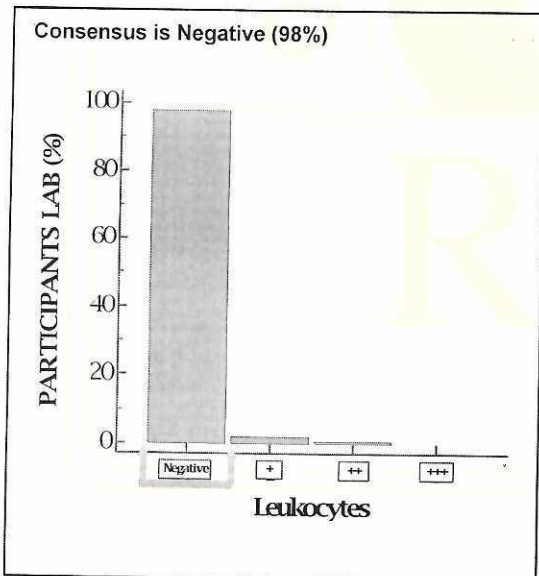
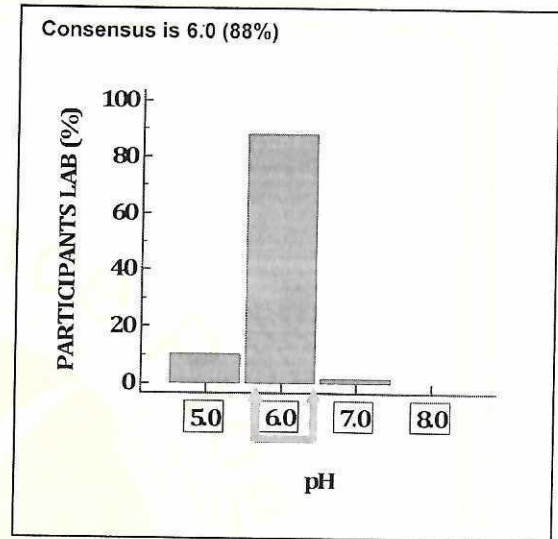
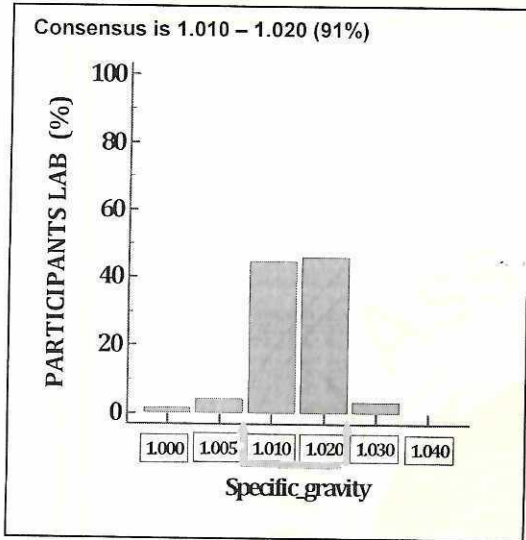
Continuous Efforts And Execution Leads To Quality Excellence

## URINE ROUTINE ANALYSIS

### GRAPHICAL REPORT

Cycle - 12/2023  
Round-7

Date:31/07/2023

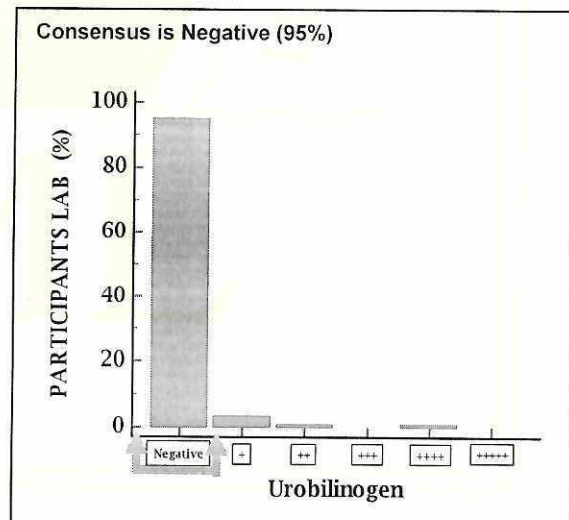
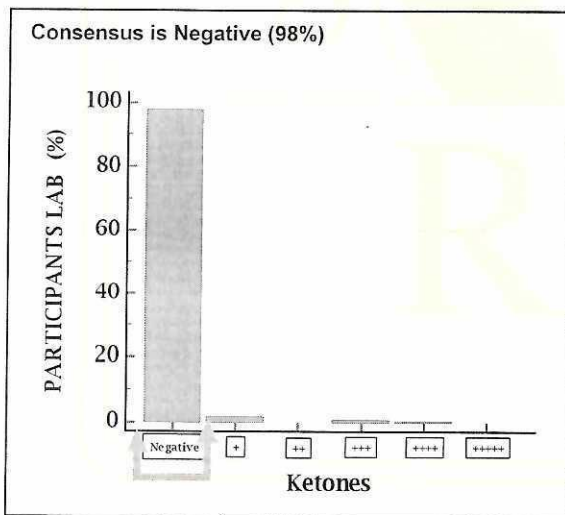
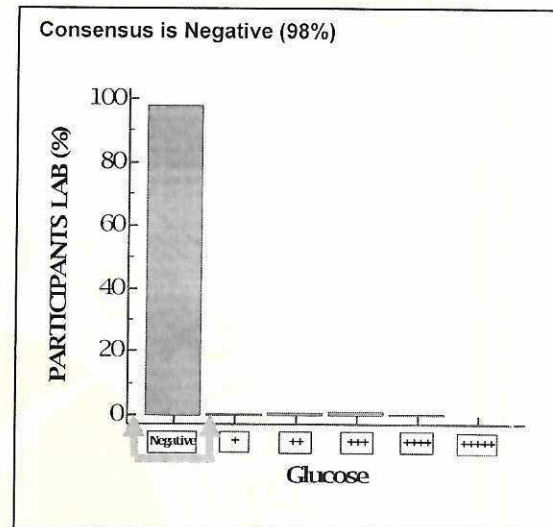
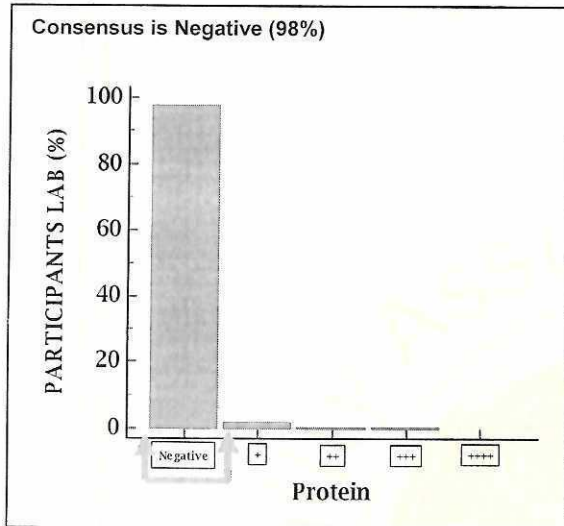


## URINE ROUTINE ANALYSIS

### GRAPHICAL REPORT

Cycle - 12/2023  
Round-7

Date:31/07/2023



## URINE ROUTINE ANALYSIS

### GRAPHICAL REPORT

Cycle - 12/2023  
Round-7

Date:31/07/2023

