



PC 1001

RML- Quality Assurance Program (RML-QAP)



Hemoglobin (Hb1Ac)

ALL METHOD REPORT

Lab Code: 2749

Cycle - 12/2023
Round No - 1

Date: 29/04/2023


Parameters	Units	No.of. Participants	Robust Mean	Robust Standard deviation (SD)	Uncertainty of Assign Values	Range (± 2 SD)	Your Value	Z Score
Hemoglobin (Hb A1C)	%	90	10.20	0.60	0.08	9.0-11.3	10.30	0.2

Interpretation of Z Score :

Z Score Value(+/-)	$[Z] \leq 2.0$	$2.0 < [Z] < 3.0$	$[Z] \geq 3.0$
Interpretation	Satisfactory Performance No signal	Questionable Warning Signal	Unsatisfactory Performance action Signal

Legends	(*) Excluded From Group Mean	{.} Not Reported	(#)Late Result Submission	(\$)Reported in other Unit
---------	------------------------------	------------------	---------------------------	-----------------------------


Chief Coordinator


Dr.Sanjay Mehrotra

Checked By:

Prepared by:SS

Programme Director


Dr.Bandana Mehrotra

Page 1 of 1

Address: B-171, Niral Nagar, Lucknow-226020. Ph.: 4034100, 4077180, Fax: (0522)2788555
Email: rmlresearchfoundation@gmail.com Website: www.rmlpathology.com



Hemoglobin (Hb A1C)

METHOD WISE REPORT

Lab Code: 2749

Cycle - 12/2023
Round No - 1

Date: 29/04/2023

Parameters	Units	Method Group	No.of Participants	Robust Mean	Robust Standard deviation (SD)	Uncertainty of Assign Values	Range (± 2 SD)	Your Value	Z Score
Hemoglobin (Hb A1C)	%	HPLC	41	10.2	0.60	0.12	9.0-11.4	.	-


Interpretation of Z Score :

Z Score Value(+/-)	$[Z] \leq 2.0$	$2.0 < [Z] < 3.0$	$[Z] \geq 3.0$
Interpretation	Satisfactory Performance No signal	Questionable Warning Signal	Unsatisfactory Performance action Signal

Legends	(*) Excluded From Group Mean	{ } Not Reported	(#)Late Result Submission	(\$)Reported in other Unit
---------	------------------------------	------------------	---------------------------	----------------------------


Chief Coordinator


Dr.Sanjay Mehrotra

Checked By: 

Preparaed by:S.S

Programme Director


Dr.Bandana Mehrotra

Page 2 of 5



RML- Quality Assurance Program (RML-QAP)



Hemoglobin (Hb A1C)

METHOD WISE REPORT- PART-02

Lab Code: 2749

Cycle - 12/2023
Round No - 1

Date: 29/04/2023

Note: Your lab is not the part of method group

Parameters	Units	Method Group	No. of Participants	Robust Mean	Robust Standard deviation (SD)	Uncertainty of Assign Values	Range (± 2 SD)	Your Value	Z Score
Hemoglobin (Hb A1C)	%	Immunoturbidimetric	24	9.90	0.60	0.15	8.7-11.2	-	-

Interpretation of Z Score :

Z Score Value(+/-)	$[Z] \leq 2.0$	$2.0 < [Z] < 3.0$	$[Z] \geq 3.0$
Interpretation	Satisfactory Performance No signal	Questionable Warning Signal	Unsatisfactory Performance action Signal

Legends	(*) Excluded From Group Mean	{.} Not Reported	(#)Late Result Submission	(\$)Reported in other Unit
---------	------------------------------	------------------	---------------------------	----------------------------

Chief Coordinator

Dr.Sanjay Mehrotra

Checked By:

Preparaed by:S.S

Programme Director

Dr.Bandana Mehrotra

Page 3 of 5



Address: B-171, Nirala Nagar, Lucknow-226020. Ph.: 4034100, 4077180, Fax: (0522)2788555
Email: rmlresearchfoundation@gmail.com Website: www.rmlpathology.com

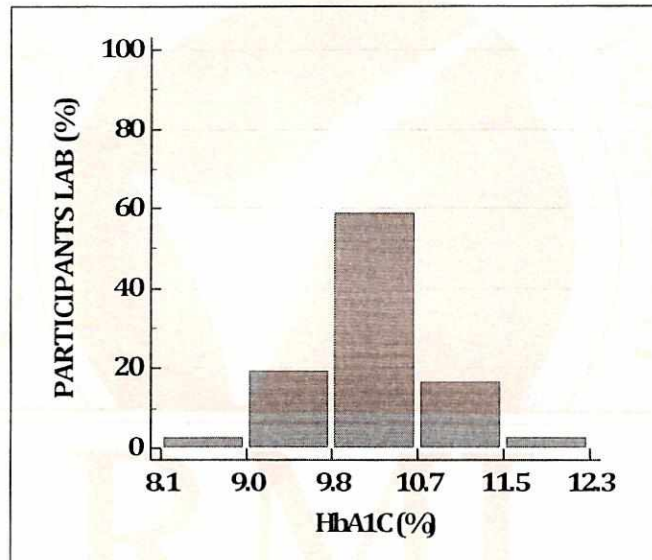


Hemoglobin (HbA1C)

GRAPHICAL REPORT

Cycle - 12/2023
Round-1

Date: 29/04/2023





PC 1001

RML- Quality Assurance Program (RML-QAP)



HbA1C

ALL PARTICIPANTS COMPLETE DATA REPORT

Cycle - 12/2023
Round No -1

Date: 29/04/2023

Note:- This report is only for information about the participant's performance in the particular round

Parameters	Total No. of Participants	No. of Responses	No of Participant Excluded from Robust Group Mean	No. of Participants Z Score b/w 0.0 - 2	No. of Participants Z Score b/w 2.1 - 2.9	No. of Participants Z Score ≥ 3
HbA1C (%)	107	90	14	70	6	14

****End of Report****