



RML- Quality Assurance Program (RML-QAP)



BIO-CHEMISTRY-02

ALL METHOD REPORT

Lab Code: 2748

Cycle - 12/2023
Round No - 06

Date: 30/06/2023

Parameters	Units	No. of Participants	Robust Mean	Robust Standard deviation (SD)	Uncertainty of Assign Values	Range (± 2 SD)	Your Value	Z Score
Albumin	g/dL	111	2.9	0.2	0.02	2.6-3.3	3.2	1.7
Alkaline Phosphatase	U/L	110	321.0	49.4	5.89	222.2-419.8	294	-0.5
Bilirubin (Total)	mg/dL	113	5.2	0.6	0.07	4.0-6.4	5.1	-0.2
Calcium (Total)	mg/dL	102	12.7	0.4	0.05	11.9-13.5	13.3	1.5
Cholesterol (Total)	mg/dL	112	267.5	12.4	1.46	242.6-292.3	268	0.0
Creatinine	mg/dL	112	4.2	0.2	0.02	3.8-4.7	4.3	0.5
Glucose	mg/dL	113	271.3	13.1	1.54	245.0-297.6	264	-0.6
HDL	mg/dL	101	83.4	15.3	1.90	52.7-114.1	101.7	1.2
Potassium	mEq/L	99	5.8	0.3	0.04	5.2-6.4	5.8	0.0
Protein (Total)	g/dl	110	4.5	0.2	0.02	4.2-4.9	4.4	-0.5
Sodium	mEq/L	99	157.2	4.7	0.59	147.9-166.6	156	-0.3
SGPT/ALT	U/L	113	134.6	10.5	1.23	113.6-155.6	136	0.1
SGOT/AST	U/L	112	135.2	8.3	0.98	118.6-151.8	135	0.0
Triglyceride	mg/dL	111	255.2	16.9	2.01	221.4-289.1	270	0.9
Urea	mg/dL	111	114.7	7.0	0.83	100.8-128.6	116	0.2
Uric Acid	mg/dl	109	9.3	0.7	0.08	8.0-10.6	9.7	0.6
Chloride	mEq/L	94	116.9	3.6	0.46	109.8-124.0	113	-1.1
Phosphorus	mg/dL	87	6.8	0.3	0.04	6.3-7.4	6.7	-0.3
Magnesium	mg/dl	30	4.3	0.2	0.05	3.8-4.7	.	.
Iron	µg/dL	74	218.9	12.3	1.79	194.4-243.5	230	0.9
Amylase	U/L	62	285.7	26.6	4.22	232.5-338.9	.	.
CK	U/L	28	440.7	168.1	39.71	104.6-776.8	.	.

Interpretation of Z Score :

Z Score Value(+/-)	$[Z] \leq 2.0$	$2.0 < [Z] < 3.0$	$[Z] \geq 3.0$
Interpretation	Satisfactory Performance No signal	Questionable Warning Signal	Unsatisfactory Performance action Signal

Legends	(*) Excluded From Group Mean	{ } Not Reported	(#) Late Result Submission	(S) Reported in other Unit
---------	------------------------------	------------------	----------------------------	----------------------------

Chief Coordinator

Dr. Sanjay Mehrotra

Checked By:

Prepared by:

Programme Director

Dr. Bandana Mehrotra

Page 1 of 7

Doc. No.: ASS / FR / 03A / R 01 / Dt.: 05.01.2022



Address: B-171, Nirala Nagar, Lucknow-226020. Ph.: 4034100, 4077180, Fax: (0522)2788555
Email: rmlresearchfoundation@gmail.com Website: www.rmlpathology.com



RML- Quality Assurance Program (RML-QAP)



BIO-CHEMISTRY-02

METHOD WISE REPORT

Cycle - 12/2023

Round No - 06

Date: 30/06/2023

Lab Code: 2748

Note: @ parameter is not the part of this Method Group

Parameters	Units	Method Group	No.of. Participants	Robust Mean	Robust Standard deviation (SD)	Uncertainty of Assign Values	Range (± 2 SD)	Your Value	Z Score
Albumin	g/dL	Bromocresol Green (BCG)	76	3.0	0.2	0.03	2.5-3.4	3.2	1.0
Alkaline Phosphatase	U/L	PNPP	75	309.3	35.3	5.10	238.6-380.0	294	-0.4
Bilirubin Total	mg/dL	Diazonium Ion	76	5.1	0.6	0.09	4.0-6.3	5.1	0.0
Calcium(Total) @	mg/dL	Arsenazo iii	55	12.4	0.6	0.10	11.2-13.7	-	-
Cholesterol (Total)	mg/dL	Cholesterol Oxidase,esterase, peroxidase	81	269.3	9.9	1.38	249.5-289.2	268	-0.1
Creatinine	mg/dL	Alkaline picrate	66	4.2	0.3	0.05	3.7-4.7	4.3	0.3
Glucose @	mg/dL	Glucose oxidase,hydrogen peroxide(Trinder)	52	276.5	14.1	2.44	248.3-304.8	-	-
HDL	mg/dL	Direct measure	53	90.1	10.9	1.87	68.2-111.9	101.7	1.1
Potassium @	mEq/L	ISE Direct	44	5.7	0.3	0.06	5.2-6.2	-	-
Protein (Total) @	g/dl	Biuret, reagent blank, end point	51	4.6	0.2	0.04	4.2-5.0	-	-
Sodium @	mEq/L	ISE Direct	44	156.0	5.1	0.96	145.9-166.2	-	-
SGPT/ALT @	U/L	UV without P5P	57	132.9	8.9	1.47	115.1-150.7	-	-
SGOT/AST @	U/L	UV without P5P	56	135.0	8.9	1.49	117.2-152.7	-	-
Triglyceride @	mg/dL	Enzymatic method	52	253.4	17.1	2.96	219.1-287.7	-	-
Urea	mg/dL	Urease	69	114.5	6.5	0.98	101.4-127.5	116	0.2
Uric Acid	mg/dl	Uricase	60	9.2	0.6	0.10	8.0-10.4	9.7	0.8
Chloride	mEq/L	ISE Indirect	47	116.1	3.1	0.57	109.9-122.3	113	-1.0
Phosphorus	mg/dL	Phosphomolybdate method	65	6.8	0.3	0.05	6.3-7.3	6.7	-0.3
Magnesium @	mg/dl	Uricase Colorimetic	12	4.3	0.2	0.07	3.9-4.6	-	-
Iron @	µg/dL	Ferene	31	229.4	23.1	5.19	183.3-275.5	-	-
Amylase	U/L	Uricase Colorimetic	32	287.7	19.4	4.29	248.8-326.5	-	-
CK @	U/L	NAC Activated	14	445.9	132.0	44.10	181.8-710.0	-	-

Interpretation of Z Score :

Z Score Value(+/-)	$ Z \leq 2.0$	$2.0 < Z < 3.0$	$ Z \geq 3.0$
Interpretation	Satisfactory Performance No signal	Questionable Warning Signal	Unsatisfactory Performance action Signal

Legends	(*) Excluded From Group Mean	{.} Not Reported	(#)Late Result Submission	(\$)Reported in other Unit
---------	------------------------------	------------------	---------------------------	----------------------------

Chief Coordinator

Programme Director

Dr.Sanjay Mehrotra

Dr.Bandana Mehrotra

Checked By:

Page 2 of 7

Prepared by: P.S

Doc. No.: ASS / FR / 03A / R 01 / Dt.: 05.01.2022



Address: B-171, Nirala Nagar, Lucknow-226020. Ph.: 4034100, 4077180, Fax: (0522)2788555
Email: rmlresearchfoundation@gmail.com Website: www.rmlpathology.com



RML- Quality Assurance Program (RML-QAP)



BIO-CHEMISTRY-02

METHOD WISE REPORT PART-02

Lab Code: 2748

Cycle - 12/2023
Round No - 06

Date: 30/06/2023

Note: @ Parameters are not part of Method Group

Parameters	Units	Method Group	No. of Participants	Robust Mean	Robust Standard deviation (SD)	Uncertainty of Assign Values	Range (± 2 SD)	Your Value	Z Score
Glucose	mg/dL	Hexokinase	30	265.6	5.0	1.14	255.7-275.5	264	-0.3
Potassium	mEq/L	ISE Indirect	29	5.9	0.2	0.05	5.5-6.4	5.8	-0.5
Protein (Total)	g/dl	Biuret, No Serum Blank End Point	27	4.5	0.2	0.05	4.2-4.8	4.4	-0.5
Sodium	mEq/L	ISE Indirect	27	158.1	3.5	0.84	151.2-165.1	156	-0.6
SGPT/ALT	U/L	UV with P5P	24	138.8	9.0	2.30	120.8-156.9	136	-0.3
SGOT/AST	U/L	UV with P5P	22	144.1	12.4	3.30	119.3-168.9	135	-0.7
Triglyceride	mg/dL	Enzymatic, End Point	31	254.7	7.6	1.71	239.4-270.0	270	2.0
Uric Acid @	mg/dl	Enzymatic	17	9.3	0.8	0.24	7.7-10.9	-	-
Chloride @	mEq/L	ISE Direct	23	117.3	2.9	0.76	111.5-123.2	-	-
Iron	μ g/dL	Forzine-NO Deproteinization	26	216.9	10.3	2.52	196.3-237.5	230	1.3

Interpretation of Z Score :

Z Score Value(+/-)	$ Z \leq 2.0$	$2.0 < Z < 3.0$	$ Z \geq 3.0$
Interpretation	Satisfactory Performance No signal	Questionable Warning Signal	Unsatisfactory Performance action Signal

Legends	(*) Excluded From Group Mean	[.] Not Reported	(#)Late Result Submission	(S)Reported in other Unit
---------	------------------------------	------------------	---------------------------	---------------------------

Chief Coordinator

Dr.Sanjay Mehrotra

Checked By:

Prepared by: A.S

Programme Director

Dr.Bandana Mehrotra

Page 1 of 1

Doc. No.: ASS / FR / 03A / R 01 / Dt.: 05.01.2022



Address: B-171, Nirala Nagar, Lucknow-226020. Ph.: 4034100, 4077180, Fax: (0522)2788555
Email: rmlresearchfoundation@gmail.com Website: www.rmlpathology.com

Continuous Efforts And Execution Leads To Quality Excellence

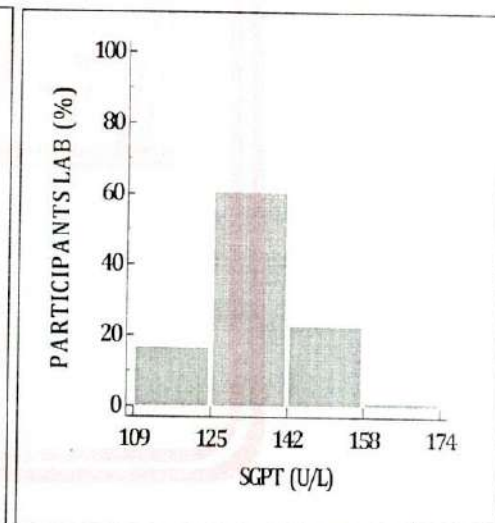
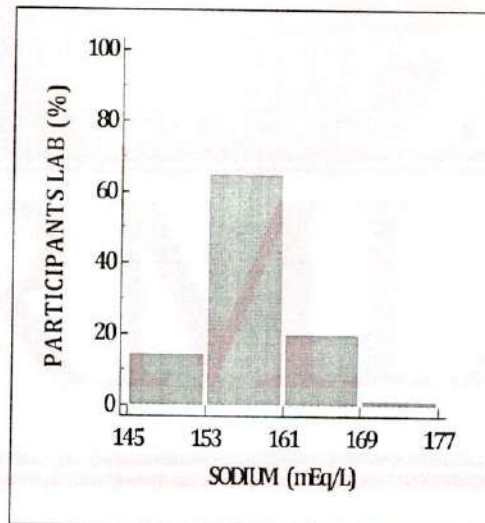
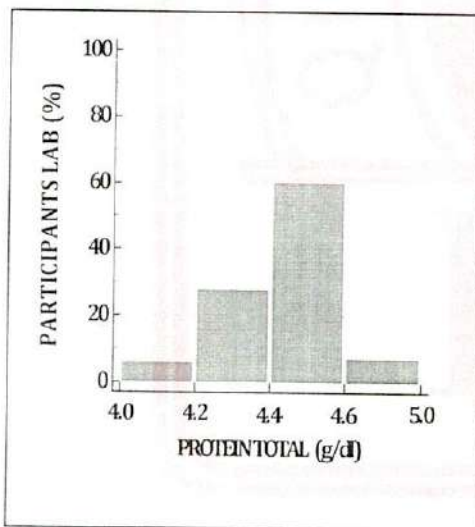
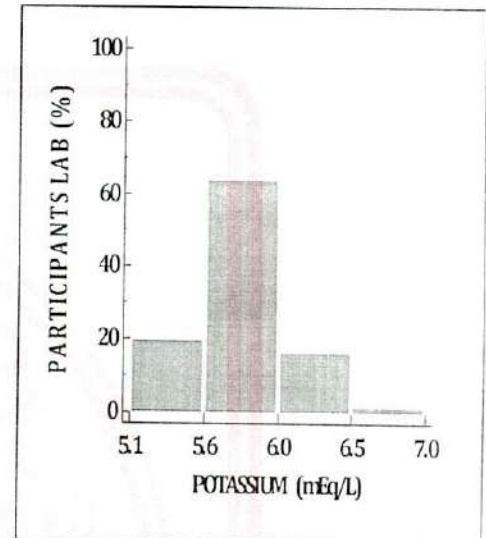
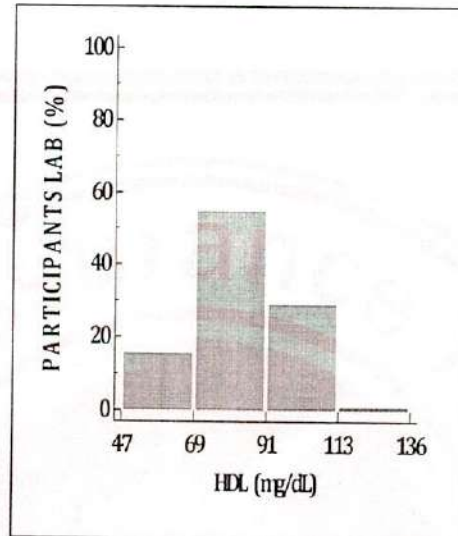
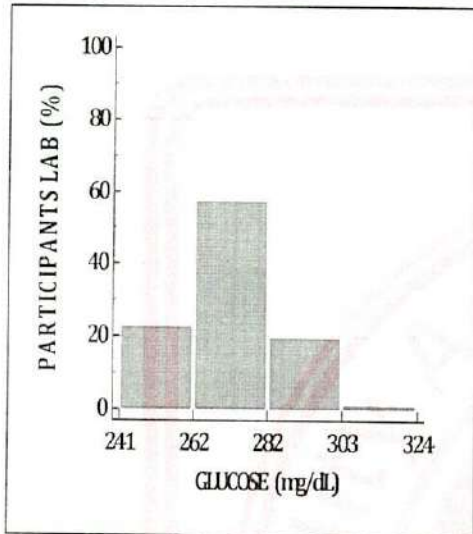
EXTENDED BIO-CHEMISTRY-02

GRAPHICAL REPORT

Cycle - 12/2023

Round-6

Date: 30/06/2023



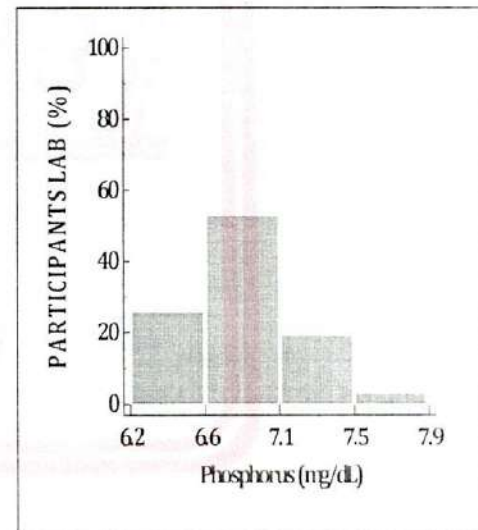
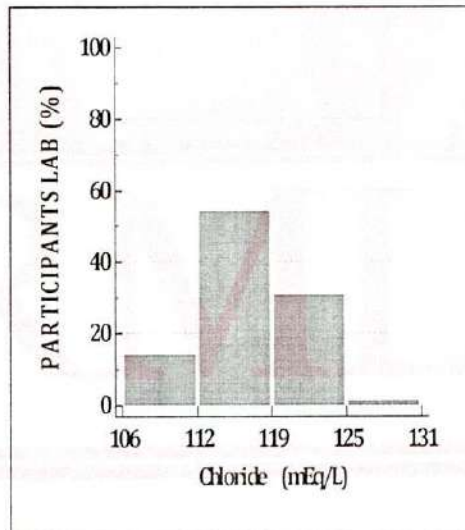
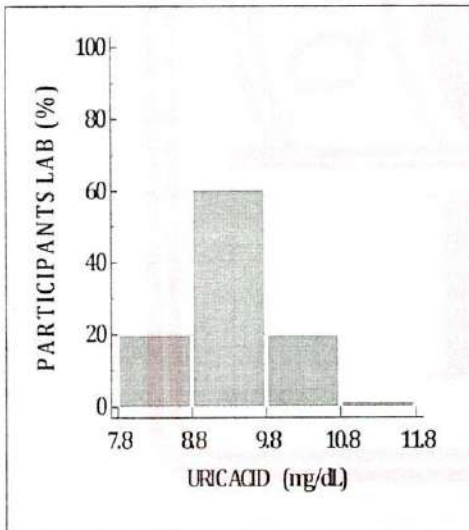
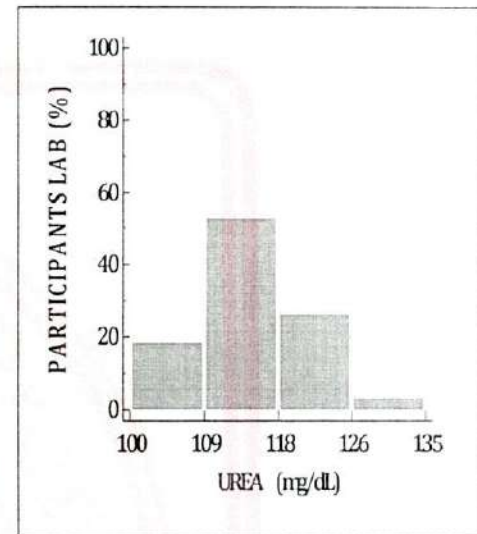
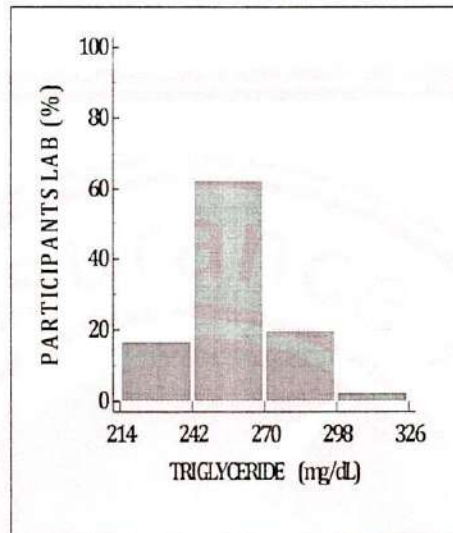
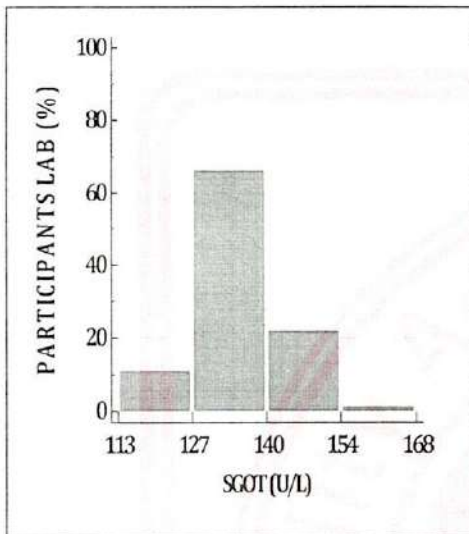
EXTENDED BIO-CHEMISTRY-02

GRAPHICAL REPORT

Cycle - 12/2023

Round-6

Date: 30/06/2023



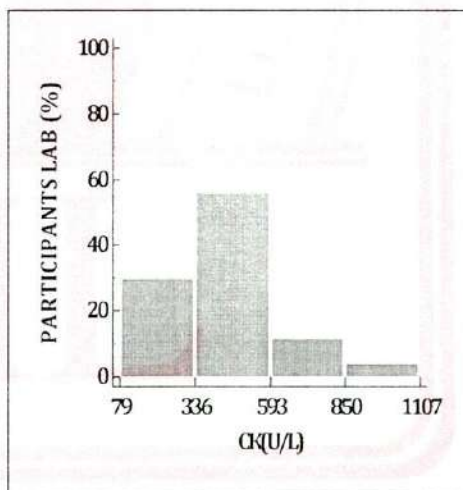
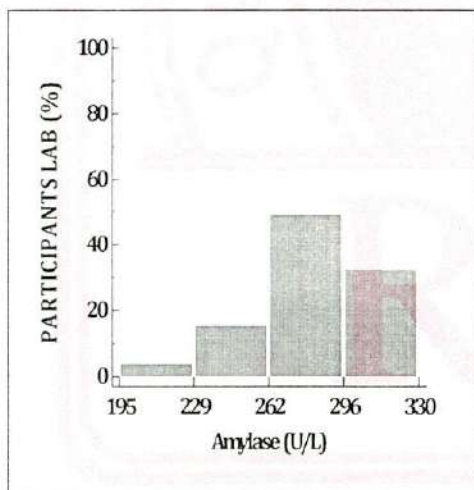
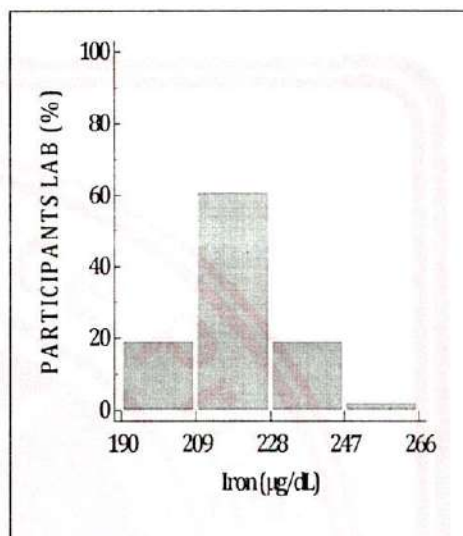
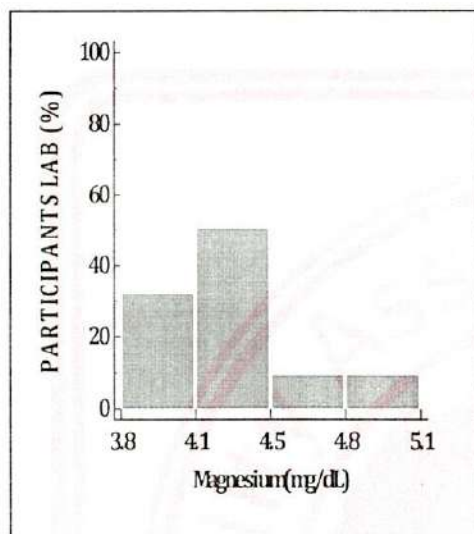
EXTENDED BIO-CHEMISTRY-02

GRAPHICAL REPORT

Cycle - 12/2023

Round-6

Date: 30/06/2023





RML- Quality Assurance Program (RML-QAP)



Extended Biochemistry -02

ALL PARTICIPANTS COMPLETE DATA REPORT

Cycle - 12/2023

Round No -6

Date: 30/06/2023

Note:- This report is only for information about the participants performance in the particular round

Parameters	Total No. of Participants	No. of Responses	No of Participant Excluded from Robust Group Mean	No. of Participants Z Score b/w 0.0 - 2	No. of Participants Z Score b/w 2.1 - 2.9	No. of Participants Z Score >3
Albumin	134	111	10	91	10	10
Alkaline Phosphatase	134	110	8	97	5	8
Bilirubin Total	134	113	7	102	4	7
Calcium(Total)	134	102	18	79	5	18
Cholesterol (Total)	134	112	10	95	7	10
Creatinine	134	112	17	90	6	16
Glucose	134	113	10	93	10	10
HDL	134	101	3	91	7	3
Potassium	134	99	6	89	4	6
Protein (Total)	134	110	10	91	8	11
Sodium	134	99	7	87	5	7
SGPT/ALT	134	113	10	91	12	10
SGOT/AST	134	112	29	79	4	29
Triglyceride	134	111	12	88	10	13
Urea	134	111	10	98	3	10
Uric Acid	134	109	9	95	4	10
Chloride mEq/L	134	94	6	83	5	6
Phosphorus mg/dL	134	87	8	72	2	13
Magnesium mg/dl	134	30	8	20	2	8
Iron µg/dL	134	74	17	52	5	17
Amylase U/L	134	62	9	50	3	9
CK U/L	134	28	1	25	2	1

End of Report

Page 7 of 7

Doc. No.: ASS / FR / 01 / R 00 / Dt.: 01.07.2012



Address: B-171, Nirala Nagar, Lucknow-226020. Ph.: 4034100, 4077180, Fax: (0522)2788555
Email: rmlresearchfoundation@gmail.com Website: www.rmlpathology.com

Continuous Efforts And Execution Leads To Quality Excellence