



CHRISTIAN MEDICAL COLLEGE

DEPARTMENT OF CLINICAL BIOCHEMISTRY
CMC EXTERNAL QUALITY ASSURANCE SCHEME
MONTHLY SUMMARY REPORT - APRIL 2023



PC-1024

Lab Name Govt. PHC, Eragudi Lab No 12757
Constituent Group Chemistry III Date of Result Entered : 20/04/2023
PT item Lyophilized human serum based Date of Report Published : 06/05/2023

Sl.No	Analyte	Method / Principle Name	Analyzer Name	No of Participants	DV	Participants		Your Value	SDI	U
						CV	SD			
1	GLUCOSE III	GOD-POD III	Robonik (Semi automatic / Fully Automatic)	1832	119.45	6.04	7.21	109.1 mg/dL	-1.44	0.34
2	UREA III	Others (Urease Berthelot / Ned Dye) III	Any Analyser (Automation / Semi Automation)	56	43.27	11.10	4.80	45.6 mg/dL	0.49	1.28
3	CREATININE III	Jaffes Kinetic - Alkaline Picrate III	Robonik (Semi automatic / Fully Automatic)	1820	2.16	8.09	0.18	2.32 mg/dL	0.91	0.01
4	CHOLESTROL III	CHOD-PAP III	Any Analyser (Automation / Semi Automation)	143	111.22	4.31	4.79	106.5 mg/dL	-0.98	0.80

SDI Range	Interpretation
Within -1.00 to +1.00	Excellent.
Within ± 1.01 to ± 2.00	Good.
Within ± 2.01 to ± 2.99	Accept with caution. Warning Signal.
Beyond ± 3.0	Unacceptable performance. Action Signal.

LAB ADDRESS :

Govt. PHC, Eragudi
ERAGUDI
Eragudi
TAMILNADU621001

Coordinator Contact Details:

Email: clinqc@cmcvellore.ac.in
Contact Number: 0416-2283102

Pamela Christudoss

Dr. Pamela Christudoss
CMC EQAS Coordinator
Christian Medical College, Vellore

Homogeneity and Stability of the sample is passed.

Data in CMC EQAS reports is confidential

CMC EQAS does not sub contract any components

***** End of Report *****



CHRISTIAN MEDICAL COLLEGE

DEPARTMENT OF CLINICAL BIOCHEMISTRY
CMC EXTERNAL QUALITY ASSURANCE SCHEME
MONTHLY SUMMARY REPORT - MAY 2023



PC-1024

Lab Name Govt. PHC, Eragudi Lab No 12757
Constituent Group Chemistry III Date of Result Entered : 20/05/2023
PT item Lyophilized human serum based Date of Report Published : 05/06/2023

Sl.No	Analyte	Method / Principle Name	Analyzer Name	No of Participants	DV	Participants		Your Value	SDI	U
						CV	SD			
1	GLUCOSE III	GOD-POD III	Robonik (Semi automatic / Fully Automatic)	1834	180.88	5.19	9.39	180.2 mg/dL	-0.07	0.44
2	UREA III	Others (Urease Berthelot / Ned Dye) III	Any Analyser (Automation / Semi Automation)	46	29.96	11.88	3.56	40.1 mg/dL	2.85	1.05
3	CREATININE III	Jaffes Kinetic - Alkaline Picrate III	Robonik (Semi automatic / Fully Automatic)	1854	1.76	7.48	0.13	2 mg/dL	1.82	0.01
4	CHOLESTROL III	CHOD-PAP III	Any Analyser (Automation / Semi Automation)	154	114.84	5.08	5.83	117 mg/dL	0.37	0.94

SDI Range	Interpretation
Within -1.00 to +1.00	Excellent.
Within ± 1.01 to ± 2.00	Good.
Within ± 2.01 to ± 2.99	Accept with caution. Warning Signal.
Beyond ± 3.0	Unacceptable performance. Action Signal.

LAB ADDRESS :

Govt. PHC, Eragudi
ERAGUDI
Eragudi
TAMILNADU621001

Coordinator Contact Details:

Email: clinqc@cmcvellore.ac.in
Contact Number: 0416-2283102

Pamela Christudoss

Dr. Pamela Christudoss
CMC EQAS Coordinator
Christian Medical College, Vellore

Homogeneity and Stability of the sample is passed.

Data in CMC EQAS reports is confidential

CMC EQAS does not sub contract any components

***** End of Report *****



CHRISTIAN MEDICAL COLLEGE

DEPARTMENT OF CLINICAL BIOCHEMISTRY
CMC EXTERNAL QUALITY ASSURANCE SCHEME
MONTHLY SUMMARY REPORT - JUNE 2023



PC-1024

Lab Name Govt. PHC, Eragudi Lab No 12757
Constituent Group Chemistry III Date of Result Entered : 21/06/2023
PT item Lyophilized human serum based Date of Report Published : 04/07/2023

Sl.No	Analyte	Method / Principle Name	Analyzer Name	No of Participants	DV	Participants		Your Value	SDI	U
						CV	SD			
1	GLUCOSE III	GOD-POD III	Robonik (Semi automatic / Fully Automatic)	1823	286.63	5.17	14.82	282.3 mg/dL	-0.29	0.69
2	UREA III	Others (Urease Berthelot / Ned Dye) III	Any Analyser (Automation / Semi Automation)	50	33.99	14.82	5.04	36.74 mg/dL	0.55	1.42
3	CREATININE III	Jaffes Kinetic - Alkaline Picrate III	Robonik (Semi automatic / Fully Automatic)	1848	2.57	6.64	0.17	2.63 mg/dL	0.35	0.01
4	CHOLESTROL III	CHOD-PAP III	Any Analyser (Automation / Semi Automation)	149	114.61	4.05	4.64	99.53 mg/dL	-3.25	0.76

SDI Range	Interpretation
Within -1.00 to +1.00	Excellent.
Within ± 1.01 to ± 2.00	Good.
Within ± 2.01 to ± 2.99	Accept with caution. Warning Signal.
Beyond ± 3.0	Unacceptable performance. Action Signal.

LAB ADDRESS :

Govt. PHC, Eragudi
ERAGUDI
Eragudi
TAMILNADU621001

Coordinator Contact Details:

Email: clinqc@cmcvellore.ac.in
Contact Number: 0416-2283102

Pamela Christudoss


Dr. Pamela Christudoss
CMC EQAS Coordinator
Christian Medical College, Vellore

Homogeneity and Stability of the sample is passed.

Data in CMC EQAS reports is confidential

CMC EQAS does not sub contract any components

***** End of Report *****



CHRISTIAN MEDICAL COLLEGE

DEPARTMENT OF CLINICAL BIOCHEMISTRY

CMC EXTERNAL QUALITY ASSURANCE SCHEME

MONTHLY SUMMARY REPORT - JULY 2023



PC-1024

Lab Name Govt. PHC, Eragudi Lab No 12757
Constituent Group Chemistry III Date of Result Entered : 19/07/2023
PT item Lyophilized human serum based Date of Report Published : 07/08/2023

Sl.No	Analyte	Method / Principle Name	Analyzer Name	No of Participants	DV	Participants		Your Value	SDI	U
						CV	SD			
1	GLUCOSE III	GOD-POD III	Robonik (Semi automatic / Fully Automatic)	1876	109.35	5.55	6.07	106.2 mg/dL	-0.52	0.28
2	UREA III	Others (Urease Berthelot / Ned Dye) III	Any Analyser (Automation / Semi Automation)	47	52.80	7.28	3.85	53.9 mg/dL	0.29	1.12
3	CREATININE III	Jaffes Kinetic - Alkaline Picrate III	Robonik (Semi automatic / Fully Automatic)	1850	5.83	6.00	0.35	5.53 mg/dL	-0.86	0.02
4	CHOLESTROL III	CHOD-PAP III	Any Analyser (Automation / Semi Automation)	148	112.78	4.33	4.88	91.35 mg/dL	-4.39	0.80

SDI Range	Interpretation
Within -1.00 to +1.00	Excellent.
Within ± 1.01 to ± 2.00	Good.
Within ± 2.01 to ± 2.99	Accept with caution. Warning Signal.
Beyond ± 3.0	Unacceptable performance. Action Signal.

LAB ADDRESS :

Govt. PHC, Eragudi
ERAGUDI
Eragudi
TAMILNADU621001

Coordinator Contact Details:

Email: clinqc@cmcvellore.ac.in
Contact Number: 0416-2283102

Pamela Christudoss


Dr. Pamela Christudoss
CMC EQAS Coordinator
Christian Medical College, Vellore

Homogeneity and Stability of the sample is passed.

Data in CMC EQAS reports is confidential

CMC EQAS does not sub contract any components

***** End of Report *****



CHRISTIAN MEDICAL COLLEGE

DEPARTMENT OF CLINICAL BIOCHEMISTRY
CMC EXTERNAL QUALITY ASSURANCE SCHEME
MONTHLY SUMMARY REPORT - AUGUST 2023



PC-1024

Lab Name Govt. PHC, Eragudi Lab No 12757
Constituent Group Chemistry III Date of Result Entered : 19/08/2023
PT item Lyophilized human serum based Date of Report Published : 01/09/2023

Sl.No	Analyte	Method / Principle Name	Analyzer Name	No of Participants	DV	Participants		Your Value	SDI	U
						CV	SD			
1	GLUCOSE III	GOD-POD III	Robonik (Semi automatic / Fully Automatic)	1841	175.58	5.13	9.00	168.5 mg/dL	-0.79	0.42
2	UREA III	Others (Urease Berthelot / Ned Dye) III	Any Analyser (Automation / Semi Automation)	59	28.92	13.99	4.05	44.35 mg/dL	3.81	1.05
3	CREATININE III	Jaffes Kinetic - Alkaline Picrate III	Robonik (Semi automatic / Fully Automatic)	1852	1.76	6.77	0.12	1.82 mg/dL	0.50	0.01
4	CHOLESTROL III	CHOD-PAP III	Any Analyser (Automation / Semi Automation)	149	113.96	4.36	4.97	108.5 mg/dL	-1.10	0.81

SDI Range	Interpretation
Within -1.00 to +1.00	Excellent.
Within ± 1.01 to ± 2.00	Good.
Within ± 2.01 to ± 2.99	Accept with caution. Warning Signal.
Beyond ± 3.0	Unacceptable performance. Action Signal.

LAB ADDRESS :

Govt. PHC, Eragudi
ERAGUDI
Eragudi
TAMILNADU621001

Coordinator Contact Details:

Email: clinqc@cmcvellore.ac.in
Contact Number: 0416-2283102

Pamela Christudoss


Dr. Pamela Christudoss
CMC EQAS Coordinator
Christian Medical College, Vellore

Homogeneity and Stability of the sample is passed.

Data in CMC EQAS reports is confidential

CMC EQAS does not sub contract any components

***** End of Report *****



CHRISTIAN MEDICAL COLLEGE

DEPARTMENT OF CLINICAL BIOCHEMISTRY

CMC EXTERNAL QUALITY ASSURANCE SCHEME

MONTHLY SUMMARY REPORT - SEPTEMBER 2023



PC-1024

Lab Name Govt. PHC, Eragudi Lab No 12757
Constituent Group Chemistry III Date of Result Entered : 20/09/2023
PT item Lyophilized human serum based Date of Report Published : 05/10/2023

Sl.No	Analyte	Method / Principle Name	Analyzer Name	No of Participants	DV	Participants		Your Value	SDI	U
						CV	SD			
1	GLUCOSE III	GOD-POD III	Robonik (Semi automatic / Fully Automatic)	1870	310.86	4.82	14.98	309 mg/dL	-0.12	0.69
2	UREA III	Others (Urease Berthelot / Ned Dye) III	Any Analyser (Automation / Semi Automation)	46	36.72	10.79	3.96	41.4 mg/dL	1.18	1.17
3	CREATININE III	Jaffes Kinetic - Alkaline Picrate III	Robonik (Semi automatic / Fully Automatic)	1852	1.29	8.14	0.10	1.4 mg/dL	1.05	0.00
4	CHOLESTROL III	CHOD-PAP III	Any Analyser (Automation / Semi Automation)	151	113.39	4.43	5.02	108 mg/dL	-1.07	0.82

SDI Range	Interpretation
Within -1.00 to +1.00	Excellent.
Within ± 1.01 to ± 2.00	Good.
Within ± 2.01 to ± 2.99	Accept with caution. Warning Signal.
Beyond ± 3.0	Unacceptable performance. Action Signal.

LAB ADDRESS :

Govt. PHC, Eragudi
ERAGUDI
Eragudi
TAMILNADU621001

Coordinator Contact Details:

Email: clinqc@cmcvellore.ac.in
Contact Number: 0416-2283102

Pamela Christudoss

Dr. Pamela Christudoss
CMC EQAS Coordinator
Christian Medical College, Vellore

Homogeneity and Stability of the sample is passed.

Data in CMC EQAS reports is confidential

CMC EQAS does not sub contract any components

***** End of Report *****